

平成29年 秋田県の人口

秋田県年齢別人口流動調査報告書

(平成28年10月～平成29年9月)

秋 田 県

は じ め に

人口に関する統計は少子・高齢化の進行や地域の特性等を把握する上で最も基本的な指標として、その重要性はますます増大しております。

本県では、国勢調査年次間における人口及び世帯の移動の状況を明らかにするために、秋田県年齢別人口流動調査報告要綱（昭和56年施行）に基づき「秋田県年齢別人口流動調査」を行い、国勢調査の結果を基礎としてその後の人口・世帯の移動数（届出数）を加減し、各月1日現在の市町村別人口及び世帯数を毎月算出し公表しております。

本報告書は、こうして算出・公表している「秋田県年齢別人口流動調査」の1年間（平成28年10月1日～平成29年9月30日）の集計結果をとりまとめ、平成29年10月1日現在の年齢別人口や世帯数などを収録したものです。

本報告書を、各種行政施策の基礎資料としてのみならず、各分野で広く御活用いただければ幸いです。

終わりに、この調査に御協力くださいました各市町村の関係各位に対し、厚くお礼申し上げますとともに、今後の一層の御協力をお願いいたします。

平成30年8月

秋田県企画振興部長

妹 尾 明

目 次

| | |
|--------------------|-----------------|
| 利用者の方へ | 1 |
| I 結果の概要 | 5 ~ 31 |
| 1. 総人口 | 5 |
| 2. 県人口の年齢構成 | 10 |
| (1) 15歳未満人口 | 12 |
| (2) 15～64歳人口 | 13 |
| (3) 65歳以上人口 | 14 |
| (4) 指数でみる年齢構成 | 15 |
| 3. 人口性比 | 17 |
| 4. 人口動態 | 20 |
| (1) 自然動態 | 21 |
| (2) 社会動態 | 22 |
| (3) 県外との移動 | 26 |
| 5. 市町村別人口 | 28 |
| (1) 市町村別人口動態 | 28 |
| (2) 市町村別自然動態及び社会動態 | 28 |
| (3) 市町村別年齢3区分別人口割合 | 30 |
| 6. 世帯数 | 31 |
| II 統計表 | 33 ~ 119 |
| 第1表 市町村別男女別人口 | 33 |
| 第2表 市町村別年齢5歳階級別人口 | 34 |
| 第3表 年齢別人口及び人口動態 | 40 |
| 第4表 市町村別世帯数 | 108 |
| 第5表 月別人口動態 | 109 |
| 第6表 市町村別年齢3区分別人口 | 110 |
| 第7表 市町村別人口動態 | 113 |
| 第8表 年齢5歳階級別、月別社会動態 | 114 |
| 第9表 市町村間移動表 | 119 |
| 《 参考資料 》 | 122 ~ 148 |
| 秋田県年齢別人口流動調査報告要綱 | 149 |

利 用 者 の 方 へ

1. 調査の目的

本調査は、秋田県の人口及び世帯の移動の状況を明らかにするとともに、国勢調査年次間における県内各市町村別の人口及び世帯数を推計して、秋田県の人口に関する基礎資料を得ることを目的とする。

2. 調査の時期及び期間

人口及び世帯数は、平成29年10月1日現在における数値であり、人口及び世帯の移動数は、平成28年10月1日から平成29年9月30日までの一年間の届出数をまとめたものである。

なお、本調査における出生、死亡、転入及び転出の時期は、その事実が生じた時ではなく、市町村の住民基本台帳に記載又は消除された時によっている。

3. 人口及び世帯数の算出方法

本調査における年齢別人口及び世帯数は、平成27年国勢調査による人口及び世帯数を基礎とし、人口については、これに国勢調査以後に住居基本台帳法に基づいて市町村に届け出された出生数、死亡数、転入者数及び転出者数を加減して算出し、世帯数については、同様に転入、転出、発生及び消滅した世帯数を加減して算出した。

なお、秋田県及び各市町村別の人口はそれぞれ以下のとおり算出し、秋田県の人口算出においては、市町村別の人口を合計する方法によらず算出した。

- 秋田県の人口 = 国勢調査による秋田県の人口
+ (他都道府県からの転入者数 - 他都道府県への転出者数)
+ (出生数 - 死亡数)
- 各市町村の人口 = 国勢調査による各市町村の人口
+ (他都道府県からの転入者数 - 他都道府県への転出者数)
+ (県内他市町村からの転入者数 - 県内他市町村への転出者数)
+ (出生数 - 死亡数)

また、県内市町村間における転入・転出については、転入届け出と転出届け出との間に時間的ずれが生ずるなどするため、県内市町村間における転入者総数と転出者総数とは一致しない。

4. 県の人口と市町村別人口の合計との差について

上記3. にあるとおり、秋田県の人口を算出する際は、県内市町村間における転入者数及び転出者数を除外しているため、秋田県の人口と各市町村の人口の合計（市郡計）とは一致しない。

5. 年齢について

年齢別人口における年齢は、平成29年9月30日現在の満年齢である。

6. II統計表「第3表 年齢別人口及び人口動態」の市町村個別表における「平成29年10月1日現在の人口」欄の「－」（マイナス）表記について

国勢調査においては、住民基本台帳への登録の有無にかかわらず「常住者」を調査対象としており、本調査における人口動態は住民基本台帳に記載または削除された者を調査対象としている。

これにより、年齢別人口においては、住民基本台帳法による転出手続きをとらずに他市区町村で居住している者が国勢調査後に転出または死亡した場合、その件数が、国勢調査によって把握された同年齢の人口よりも多くなると「－」（マイナス）表記となる。

7. 用語の説明

（1）自然動態 …… 出生及び死亡による人口動態

出生者 …… 戸籍法の規定に基づく出生届により住民票に記載された者

死亡者 …… 戸籍法の規定に基づく死亡届により住民票から削除された者

自然増減数 …… 出生数から死亡数を減じた数値

自然増減率 …… 前年10月1日現在の人口に対する当年自然増減数の百分比

（2）社会動態 …… 転入及び転出による人口動態

転入者 …… 住民基本台帳法の規定に基づく転入届により住民票に記載された者及び職権により住民票に記載された者

転出者 …… 住民基本台帳法の規定に基づく転出届により住民票から削除された者及び職権により住民票から削除された者

社会増減数 …… 転入者数から転出者数を減じた数値

社会増減率 …… 前年10月1日現在の人口に対する当年社会増減数の百分比

8. 記号及び注記

(1) 各表中の記号は、次のとおりである。

空 白 …………… 皆無または該当数値なし。

「△」又は「－」 …… 負数であることを示す。

「0.0」又は「0.00」 …… 該当数値が掲載単位未満であることを示す。

(3) 各表中の構成比については、端数の四捨五入処理の関係上、全体とその内訳の合計が一致しない場合がある。

I 結果の概要

1. 総人口

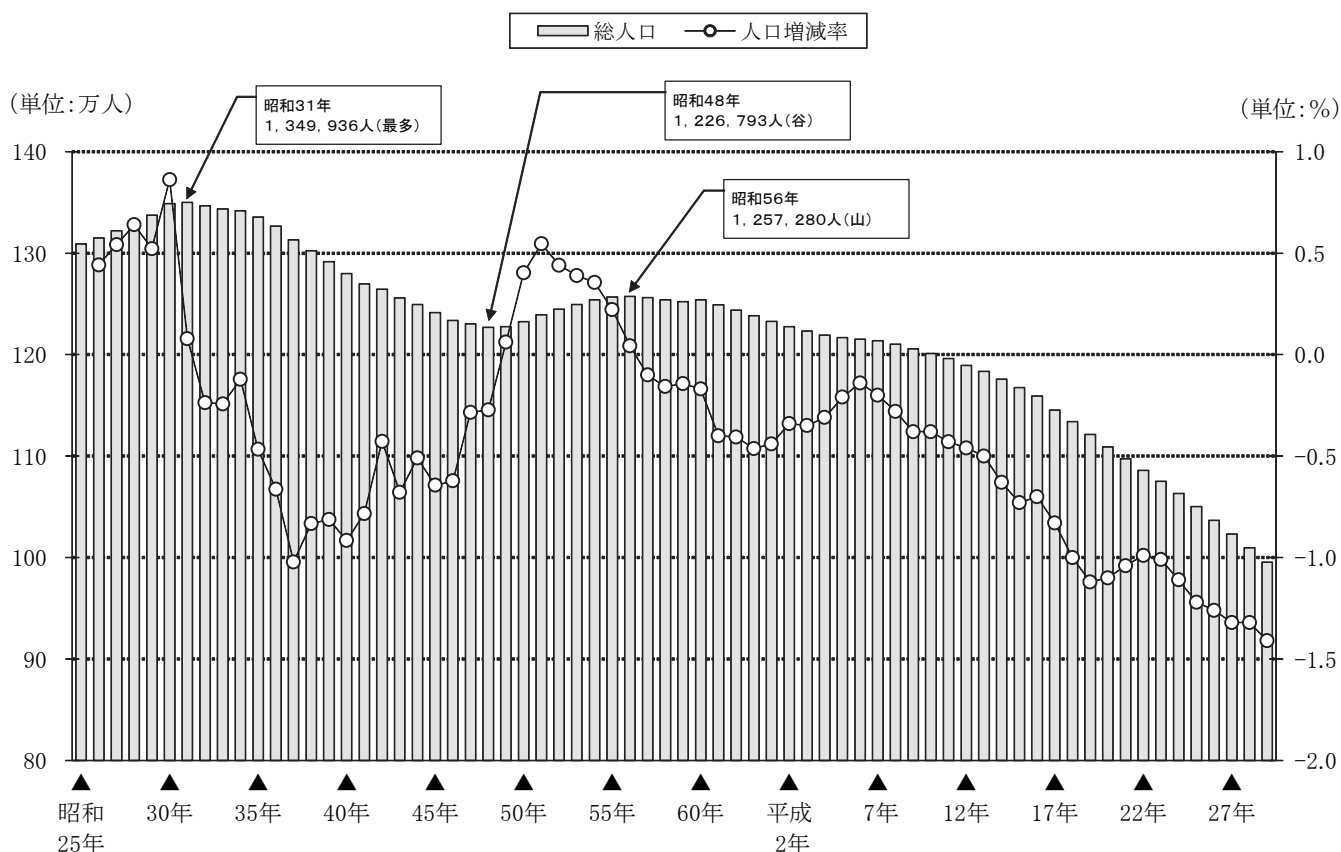
平成27年国勢調査人口を基礎として算出した平成29年10月1日現在における秋田県の総人口は、**995,374人**(男467,657人、女527,717人)で前年に比べ**14,285人**(1.41%)減少した。

戦後最初の国勢調査が行われた昭和22年(1947年)以降の県人口の推移(各年10月1日現在)をみると、昭和22年に1,257,398人であった県人口は、その後増加傾向を示し、昭和31年(1956年)には過去最多の1,349,936人となり、この9年間で92,538人増加した。しかし、昭和32年(1957年)からは17年連続して減少し、昭和48年(1973年)には1,226,793人となり、この間に123,143人が減少した。

その後、昭和49年(1974年)から再び増加に転じ、昭和56年(1981年)には1,257,280人まで回復したが、翌昭和57年(1982年)から再び減少し始め、平成29年(2017年)まで36年連続して減少している。

また、平成18年(2006年)以降の人口減少率は、平成22年(2010年)の0.99%を除いて毎年1%超となっている、さらに平成23年(2011年)以降は人口減少率が年々拡大している。

図1 総人口及び人口増減率の推移(各年10月1日現在)



注)昭和25年から55年までは総務省統計局「人口推計」、昭和56年以降は秋田県年齢別人口流動調査による。
ただし、▲の年は国勢調査による。

表1 総人口、自然動態、社会動態の推移

| 年次 | 総人口 | | | 自然動態 | | | |
|-------|-------------|-----------|-----------|--------|--------|--------|------|
| | 男女計 | 男 | 女 | *出生数 | *死亡数 | 自然増減数 | 増減率 |
| 昭和15年 | ※ 1,035,000 | ※ 506,800 | ※ 528,200 | 35,879 | 19,690 | 16,189 | - |
| 16年 | 1,026,400 | 493,700 | 532,700 | 39,565 | 20,024 | 19,541 | 1.89 |
| 17年 | 1,037,400 | 496,500 | 540,900 | 36,140 | 19,788 | 16,352 | 1.59 |
| 18年 | 1,047,300 | 497,400 | 549,900 | 16,227 | 8,634 | 7,593 | 0.73 |
| 19年 | 1,048,241 | 494,538 | 553,703 | - | - | - | - |
| 20年 | 1,211,962 | 574,793 | 637,169 | - | - | - | - |
| 21年 | 1,195,813 | 574,937 | 620,876 | - | - | - | - |
| 22年 | ※ 1,257,398 | ※ 616,269 | ※ 641,129 | 43,968 | 19,179 | 24,789 | 2.07 |
| 23年 | 1,271,300 | 624,700 | 646,600 | 46,637 | 17,224 | 29,413 | 2.34 |
| 24年 | 1,291,100 | 636,000 | 655,100 | 44,732 | 16,601 | 28,131 | 2.21 |
| 25年 | ※ 1,309,031 | ※ 646,445 | ※ 662,586 | - | - | - | - |
| 26年 | 1,314,816 | 648,028 | 666,788 | 38,764 | 15,453 | 23,370 | 1.79 |
| 27年 | 1,321,940 | 650,575 | 671,365 | 36,921 | 13,498 | 23,476 | 1.79 |
| 28年 | 1,330,396 | 653,588 | 676,808 | 34,632 | 12,479 | 22,201 | 1.68 |
| 29年 | 1,337,339 | 655,625 | 681,714 | 32,055 | 11,777 | 20,323 | 1.53 |
| 30年 | ※ 1,348,871 | ※ 660,066 | ※ 688,805 | 31,196 | 11,606 | 19,633 | 1.47 |
| 31年 | 1,349,936 | 660,584 | 689,352 | 28,245 | 11,209 | 17,071 | 1.27 |
| 32年 | 1,346,745 | 656,086 | 690,659 | 27,039 | 11,076 | 15,995 | 1.18 |
| 33年 | 1,343,478 | 651,610 | 691,868 | 25,636 | 10,429 | 15,238 | 1.13 |
| 34年 | 1,341,838 | 649,612 | 692,226 | 25,018 | 10,406 | 14,641 | 1.09 |
| 35年 | ※ 1,335,580 | ※ 644,671 | ※ 690,909 | 23,917 | 10,433 | 13,509 | 1.01 |
| 36年 | 1,326,728 | 638,823 | 687,905 | 22,639 | 10,551 | 12,089 | 0.91 |
| 37年 | 1,313,178 | 631,171 | 682,007 | 21,599 | 10,429 | 11,170 | 0.84 |
| 38年 | 1,302,235 | 625,557 | 676,678 | 20,903 | 9,769 | 11,141 | 0.85 |
| 39年 | 1,291,663 | 620,266 | 671,397 | 20,461 | 9,586 | 10,877 | 0.84 |
| 40年 | ※ 1,279,835 | ※ 614,429 | ※ 665,406 | 19,838 | 9,917 | 9,927 | 0.77 |
| 41年 | 1,269,810 | 609,368 | 660,442 | 15,277 | 9,317 | 5,961 | 0.47 |
| 42年 | 1,264,381 | 606,375 | 658,006 | 19,314 | 9,206 | 10,117 | 0.80 |
| 43年 | 1,255,808 | 601,395 | 654,413 | 18,620 | 9,480 | 9,150 | 0.72 |
| 44年 | 1,249,419 | 597,907 | 651,512 | 18,299 | 9,253 | 9,053 | 0.72 |
| 45年 | ※ 1,241,376 | ※ 593,232 | ※ 648,144 | 17,909 | 9,685 | 8,241 | 0.66 |
| 46年 | 1,233,652 | 589,488 | 644,164 | 17,484 | 9,240 | 8,263 | 0.67 |
| 47年 | 1,230,148 | 587,732 | 642,416 | 17,699 | 9,027 | 8,645 | 0.70 |
| 48年 | 1,226,793 | 586,466 | 640,327 | 17,951 | 9,544 | 8,425 | 0.68 |
| 49年 | 1,227,542 | 587,292 | 640,250 | 17,932 | 9,582 | 8,367 | 0.68 |
| 50年 | ※ 1,232,481 | ※ 590,492 | ※ 641,989 | 17,594 | 9,381 | 8,228 | 0.67 |
| 51年 | 1,239,209 | 594,509 | 644,700 | 17,698 | 9,148 | 8,564 | 0.69 |
| 52年 | 1,244,665 | 597,468 | 647,197 | 17,209 | 9,095 | 8,128 | 0.66 |
| 53年 | 1,249,517 | 599,965 | 649,552 | 17,208 | 9,134 | 8,088 | 0.65 |
| 54年 | 1,253,958 | 602,207 | 651,751 | 16,895 | 8,724 | 8,184 | 0.65 |

(単位：人、%)

| 社会動態 | | | | 補 間 補正数 | 人 口 増減数 | 人 口 増減率 | 年 次 |
|--------|--------|----------|--------|------------|------------|------------|-------|
| *転入者数 | *転出者数 | 社会増減数 | 増減率 | | | | |
| - | - | - | - | - | - | - | 昭和15年 |
| - | - | - | - | - | △ 8,600 | △ 0.83 | 16年 |
| - | - | - | - | - | 11,000 | 1.07 | 17年 |
| - | - | - | - | - | 9,900 | 0.95 | 18年 |
| - | - | - | - | - | 941 | 0.09 | 19年 |
| - | - | - | - | - | 163,721 | 15.62 | 20年 |
| - | - | - | - | - | △ 16,149 | △ 1.33 | 21年 |
| - | - | - | - | - | 61,585 | 5.15 | 22年 |
| - | - | - | - | - | 13,902 | 1.11 | 23年 |
| - | - | - | - | - | 19,800 | 1.56 | 24年 |
| - | - | - | - | - | 17,931 | 1.39 | 25年 |
| 33,349 | 52,876 | △ 19,516 | △ 1.49 | 1,931 | 5,785 | 0.44 | 26年 |
| 31,564 | 50,380 | △ 18,186 | △ 1.38 | 1,834 | 7,124 | 0.54 | 27年 |
| 30,301 | 45,972 | △ 15,536 | △ 1.18 | 1,791 | 8,456 | 0.64 | 28年 |
| 38,186 | 52,938 | △ 15,358 | △ 1.15 | 1,978 | 6,943 | 0.52 | 29年 |
| 32,665 | 41,459 | △ 9,443 | △ 0.71 | 1,342 | 11,532 | 0.86 | 30年 |
| 12,788 | 27,468 | △ 14,793 | △ 1.10 | △ 1,213 | 1,065 | 0.08 | 31年 |
| 12,697 | 30,943 | △ 18,348 | △ 1.36 | △ 838 | △ 3,191 | △ 0.24 | 32年 |
| 13,854 | 31,496 | △ 17,702 | △ 1.31 | △ 803 | △ 3,267 | △ 0.24 | 33年 |
| 14,969 | 30,333 | △ 15,426 | △ 1.15 | △ 855 | △ 1,640 | △ 0.12 | 34年 |
| 15,142 | 34,403 | △ 19,456 | △ 1.45 | △ 311 | △ 6,258 | △ 0.47 | 35年 |
| 15,451 | 38,024 | △ 22,642 | △ 1.70 | 1,701 | △ 8,852 | △ 0.66 | 36年 |
| 17,454 | 43,780 | △ 26,360 | △ 1.99 | 1,640 | △ 13,550 | △ 1.02 | 37年 |
| 20,166 | 43,670 | △ 23,451 | △ 1.79 | 1,367 | △ 10,943 | △ 0.83 | 38年 |
| 22,679 | 45,001 | △ 22,452 | △ 1.72 | 1,003 | △ 10,572 | △ 0.81 | 39年 |
| 23,376 | 45,856 | △ 22,470 | △ 1.74 | 715 | △ 11,828 | △ 0.92 | 40年 |
| 24,479 | 41,490 | △ 16,958 | △ 1.33 | 972 | △ 10,025 | △ 0.78 | 41年 |
| 24,167 | 40,474 | △ 16,199 | △ 1.28 | 653 | △ 5,429 | △ 0.43 | 42年 |
| 25,556 | 44,330 | △ 18,680 | △ 1.48 | 957 | △ 8,573 | △ 0.68 | 43年 |
| 27,246 | 43,884 | △ 16,461 | △ 1.31 | 1,019 | △ 6,389 | △ 0.51 | 44年 |
| 26,590 | 44,391 | △ 17,619 | △ 1.41 | 1,335 | △ 8,043 | △ 0.64 | 45年 |
| 27,661 | 44,916 | △ 17,549 | △ 1.41 | 1,562 | △ 7,724 | △ 0.62 | 46年 |
| 27,359 | 40,866 | △ 13,711 | △ 1.11 | 1,562 | △ 3,504 | △ 0.28 | 47年 |
| 27,733 | 41,231 | △ 13,341 | △ 1.08 | 1,561 | △ 3,355 | △ 0.27 | 48年 |
| 27,568 | 36,722 | △ 9,179 | △ 0.75 | 1,561 | 749 | 0.06 | 49年 |
| 28,291 | 33,037 | △ 4,850 | △ 0.40 | 1,561 | 4,939 | 0.40 | 50年 |
| 27,105 | 29,476 | △ 2,580 | △ 0.21 | 744 | 6,728 | 0.55 | 51年 |
| 25,803 | 29,066 | △ 3,416 | △ 0.28 | 744 | 5,456 | 0.44 | 52年 |
| 25,095 | 28,771 | △ 3,980 | △ 0.32 | 744 | 4,852 | 0.39 | 53年 |
| 23,850 | 27,897 | △ 4,487 | △ 0.36 | 744 | 4,441 | 0.36 | 54年 |

| 年次 | 総人口 | | | 自然動態 | | | |
|-------|-------------|-----------|-----------|--------|--------|----------|--------|
| | 男女計 | 男 | 女 | 出生数 | 死亡数 | 自然増減数 | 増減率 |
| 昭和55年 | ※ 1,256,745 | ※ 603,403 | ※ 653,342 | 16,576 | 9,318 | 7,271 | 0.58 |
| 56年 | 1,257,280 | 603,187 | 654,093 | 15,440 | 8,830 | 6,610 | 0.53 |
| 57年 | 1,256,013 | 602,001 | 654,012 | 15,255 | 9,073 | 6,182 | 0.49 |
| 58年 | 1,254,040 | 600,353 | 653,687 | 15,025 | 9,348 | 5,677 | 0.45 |
| 59年 | 1,252,252 | 599,009 | 653,243 | 14,828 | 9,359 | 5,469 | 0.44 |
| 60年 | ※ 1,254,032 | ※ 599,591 | ※ 654,441 | 13,997 | 9,290 | 4,707 | 0.38 |
| 61年 | 1,249,014 | 596,395 | 652,619 | 13,263 | 9,603 | 3,660 | 0.29 |
| 62年 | 1,243,939 | 593,212 | 650,727 | 12,979 | 9,619 | 3,360 | 0.27 |
| 63年 | 1,238,177 | 590,009 | 648,168 | 12,164 | 10,151 | 2,013 | 0.16 |
| 平成元年 | 1,232,789 | 587,230 | 645,559 | 11,627 | 9,771 | 1,856 | 0.15 |
| 2年 | ※ 1,227,478 | ※ 584,678 | ※ 642,800 | 11,347 | 9,955 | 1,392 | 0.11 |
| 3年 | 1,223,138 | 582,073 | 641,065 | 10,781 | 10,252 | 529 | 0.04 |
| 4年 | 1,219,357 | 579,841 | 639,516 | 10,789 | 10,517 | 272 | 0.02 |
| 5年 | 1,216,839 | 578,296 | 638,543 | 10,396 | 10,843 | △ 447 | △ 0.04 |
| 6年 | 1,215,075 | 577,191 | 637,884 | 10,604 | 10,893 | △ 289 | △ 0.02 |
| 7年 | ※ 1,213,667 | ※ 577,535 | ※ 636,132 | 10,265 | 11,074 | △ 809 | △ 0.07 |
| 8年 | 1,210,320 | 575,885 | 634,435 | 9,752 | 10,933 | △ 1,181 | △ 0.10 |
| 9年 | 1,205,759 | 573,256 | 632,503 | 9,698 | 11,573 | △ 1,875 | △ 0.16 |
| 10年 | 1,201,178 | 570,348 | 630,830 | 9,506 | 11,528 | △ 2,022 | △ 0.17 |
| 11年 | 1,196,054 | 567,717 | 628,337 | 9,263 | 11,929 | △ 2,666 | △ 0.22 |
| 12年 | ※ 1,189,279 | ※ 564,556 | ※ 624,723 | 9,095 | 12,011 | △ 2,916 | △ 0.24 |
| 13年 | 1,183,380 | 561,250 | 622,130 | 8,778 | 11,948 | △ 3,170 | △ 0.27 |
| 14年 | 1,175,910 | 557,117 | 618,793 | 8,619 | 12,131 | △ 3,512 | △ 0.30 |
| 15年 | 1,167,365 | 552,477 | 614,888 | 8,307 | 12,503 | △ 4,196 | △ 0.36 |
| 16年 | 1,159,229 | 548,007 | 611,222 | 7,962 | 12,723 | △ 4,761 | △ 0.41 |
| 17年 | ※ 1,145,501 | ※ 540,539 | ※ 604,962 | 7,851 | 13,027 | △ 5,176 | △ 0.45 |
| 18年 | 1,134,036 | 534,576 | 599,460 | 7,655 | 13,580 | △ 5,925 | △ 0.52 |
| 19年 | 1,121,300 | 527,775 | 593,525 | 7,617 | 13,532 | △ 5,915 | △ 0.52 |
| 20年 | 1,109,007 | 521,377 | 587,630 | 7,528 | 13,604 | △ 6,076 | △ 0.54 |
| 21年 | 1,097,483 | 515,476 | 582,007 | 7,044 | 13,982 | △ 6,938 | △ 0.63 |
| 22年 | ※ 1,085,997 | ※ 509,926 | ※ 576,071 | 6,871 | 14,125 | △ 7,254 | △ 0.66 |
| 23年 | 1,075,058 | 504,448 | 570,610 | 6,715 | 14,583 | △ 7,868 | △ 0.72 |
| 24年 | 1,063,143 | 498,584 | 564,559 | 6,505 | 14,798 | △ 8,293 | △ 0.77 |
| 25年 | 1,050,132 | 492,230 | 557,902 | 6,248 | 15,016 | △ 8,768 | △ 0.82 |
| 26年 | 1,036,861 | 486,009 | 550,852 | 6,077 | 14,862 | △ 8,785 | △ 0.84 |
| 27年 | ※ 1,023,119 | ※ 480,336 | ※ 542,783 | 5,988 | 14,909 | △ 8,921 | △ 0.86 |
| 28年 | 1,009,659 | 474,215 | 535,444 | 5,739 | 15,099 | △ 9,360 | △ 0.91 |
| 29年 | 995,374 | 467,657 | 527,717 | 5,461 | 15,493 | △ 10,032 | △ 0.99 |

注) 1. 昭和15年から55年までの数値について

- (1) 各数値は、総務省統計局の「人口推計(各年10月1日現在)」による。ただし、斜体数値(昭和15年から24年)は参考データ。なお、※印の総人口は国勢調査によるが、昭和15年は国勢調査人口から外地にいた軍人・軍属等の推計数を差し引いた補正人口。
- (2) 昭和19年(2月22日現在)、昭和20年(11月1日現在)、昭和21年(4月26日現在)の総人口は人口調査による。
- (3) *印の各欄(出生数、死亡数、転入者数及び転出者数)は、前年10月から当該年9月までの日本人のみの数である。ただし、昭和18年は昭和18年10月1日から昭和19年2月29日までの数である。
- (4) 国勢調査実施年以外の各年の総人口については、補間補正を行っている。

(単位：人、%)

| 社会動態 | | | | 人 口 | 人 口 | 年 次 |
|--------|--------|---------|--------|----------|--------|-------|
| 転入者数 | 転出者数 | 社会増減数 | 増 減 率 | 増 減 数 | 増 減 率 | |
| 22,979 | 27,969 | △ 5,228 | △ 0.42 | 2,787 | 0.22 | 昭和55年 |
| 23,116 | 29,060 | △ 5,944 | △ 0.47 | 535 | 0.04 | 56年 |
| 22,298 | 29,920 | △ 7,622 | △ 0.61 | △ 1,267 | △ 0.10 | 57年 |
| 21,936 | 29,602 | △ 7,666 | △ 0.61 | △ 1,973 | △ 0.16 | 58年 |
| 21,279 | 28,452 | △ 7,173 | △ 0.57 | △ 1,788 | △ 0.14 | 59年 |
| 21,025 | 27,861 | △ 6,836 | △ 0.55 | △ 2,129 | △ 0.17 | 60年 |
| 20,481 | 29,159 | △ 8,678 | △ 0.69 | △ 5,018 | △ 0.40 | 61年 |
| 20,554 | 28,989 | △ 8,435 | △ 0.68 | △ 5,075 | △ 0.41 | 62年 |
| 19,458 | 27,233 | △ 7,775 | △ 0.63 | △ 5,762 | △ 0.46 | 63年 |
| 19,466 | 26,710 | △ 7,244 | △ 0.59 | △ 5,388 | △ 0.44 | 平成元年 |
| 19,965 | 25,521 | △ 5,556 | △ 0.45 | △ 4,164 | △ 0.34 | 2年 |
| 20,574 | 25,443 | △ 4,869 | △ 0.40 | △ 4,340 | △ 0.35 | 3年 |
| 20,738 | 24,791 | △ 4,053 | △ 0.33 | △ 3,781 | △ 0.31 | 4年 |
| 20,334 | 22,405 | △ 2,071 | △ 0.17 | △ 2,518 | △ 0.21 | 5年 |
| 20,662 | 22,137 | △ 1,475 | △ 0.12 | △ 1,764 | △ 0.14 | 6年 |
| 20,387 | 22,014 | △ 1,627 | △ 0.13 | △ 2,436 | △ 0.20 | 7年 |
| 19,645 | 21,811 | △ 2,166 | △ 0.18 | △ 3,347 | △ 0.28 | 8年 |
| 19,623 | 22,309 | △ 2,686 | △ 0.22 | △ 4,561 | △ 0.38 | 9年 |
| 19,711 | 22,270 | △ 2,559 | △ 0.21 | △ 4,581 | △ 0.38 | 10年 |
| 19,184 | 21,642 | △ 2,458 | △ 0.20 | △ 5,124 | △ 0.43 | 11年 |
| 18,837 | 21,379 | △ 2,542 | △ 0.21 | △ 5,458 | △ 0.46 | 12年 |
| 18,817 | 21,546 | △ 2,729 | △ 0.23 | △ 5,899 | △ 0.50 | 13年 |
| 17,944 | 21,902 | △ 3,958 | △ 0.33 | △ 7,470 | △ 0.63 | 14年 |
| 17,562 | 21,911 | △ 4,349 | △ 0.37 | △ 8,545 | △ 0.73 | 15年 |
| 17,715 | 21,090 | △ 3,375 | △ 0.29 | △ 8,136 | △ 0.70 | 16年 |
| 16,987 | 21,438 | △ 4,451 | △ 0.38 | △ 9,627 | △ 0.83 | 17年 |
| 15,561 | 21,101 | △ 5,540 | △ 0.48 | △ 11,465 | △ 1.00 | 18年 |
| 15,001 | 21,822 | △ 6,821 | △ 0.60 | △ 12,736 | △ 1.12 | 19年 |
| 15,010 | 21,227 | △ 6,217 | △ 0.55 | △ 12,293 | △ 1.10 | 20年 |
| 15,469 | 20,055 | △ 4,586 | △ 0.41 | △ 11,524 | △ 1.04 | 21年 |
| 14,401 | 18,059 | △ 3,658 | △ 0.33 | △ 10,912 | △ 0.99 | 22年 |
| 14,444 | 17,515 | △ 3,071 | △ 0.28 | △ 10,939 | △ 1.01 | 23年 |
| 13,956 | 17,578 | △ 3,622 | △ 0.34 | △ 11,915 | △ 1.11 | 24年 |
| 13,797 | 18,040 | △ 4,243 | △ 0.40 | △ 13,011 | △ 1.22 | 25年 |
| 13,440 | 17,926 | △ 4,486 | △ 0.43 | △ 13,271 | △ 1.26 | 26年 |
| 12,959 | 17,748 | △ 4,789 | △ 0.46 | △ 13,710 | △ 1.32 | 27年 |
| 13,323 | 17,423 | △ 4,100 | △ 0.40 | △ 13,460 | △ 1.32 | 28年 |
| 12,498 | 16,751 | △ 4,253 | △ 0.42 | △ 14,285 | △ 1.41 | 29年 |

2. 昭和56年以降の数値について

- (1) 各数値は、「秋田県年齢別人口流動調査(各年10月1日現在)」による。ただし、※印の総人口は国勢調査による。
- (2) 昭和56年から59年までの人口増減数は、県内移動者数を含む数値である。
- (3) 人口増減数は住民基本台帳人口登録者数及び消除者数を集計した数値であるため、国勢調査年の人口増減数にその前年の総人口(男女計)を加えても、国勢調査年の総人口(男女計)とは一致しない。

2. 県人口の年齢構成

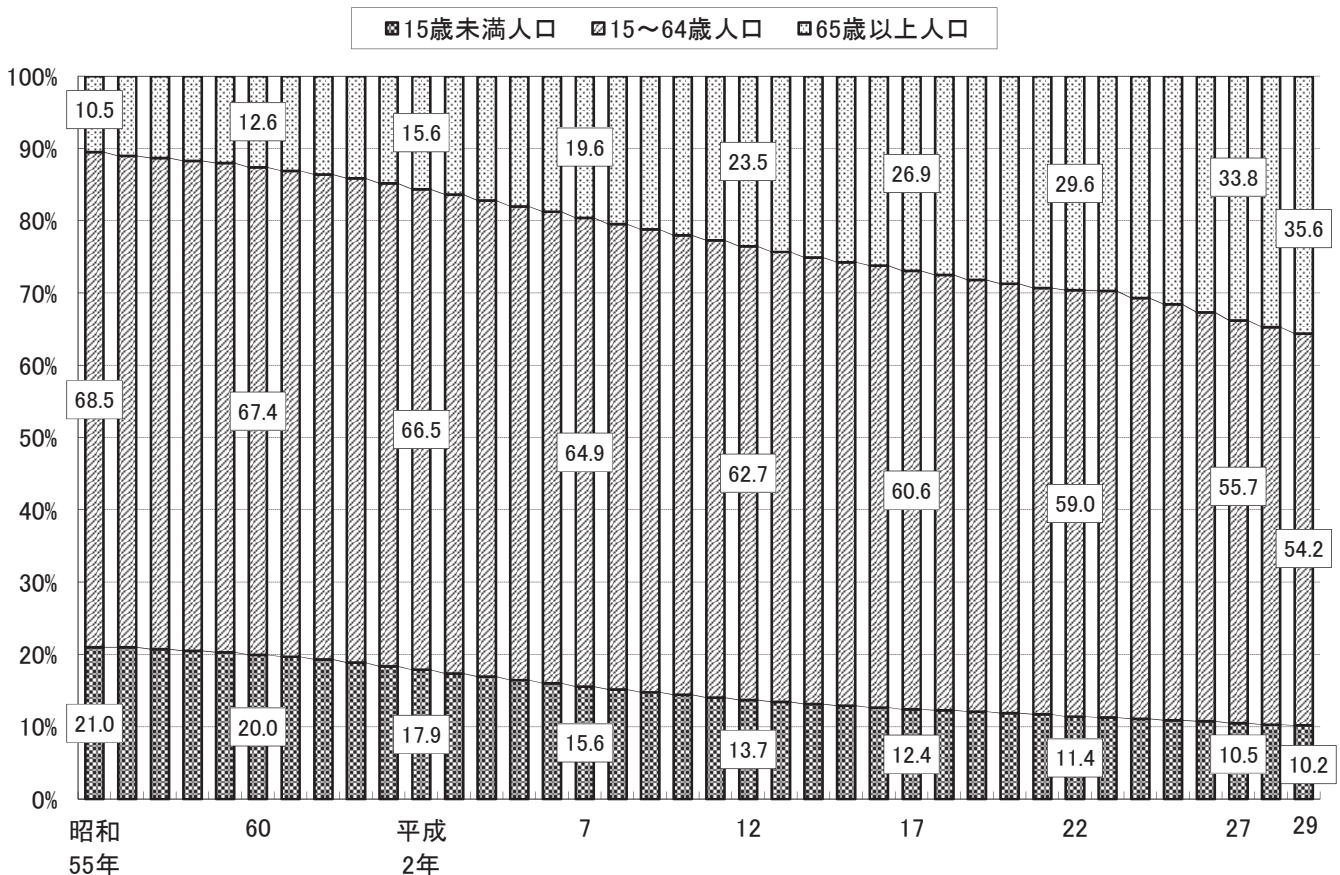
平成29年10月1日現在の総人口を年齢3区分別にみると、15歳未満人口は **100,402**人で前年に比べ **2,936**人(2.8%)減少、15～64歳人口は **535,356**人で前年に比べ **14,887**人(2.7%)減少、65歳以上人口は **351,076**人で前年に比べ **3,538**人(1.0%)増加した。

昭和56年(1981年)の調査開始以来、県人口は、15歳未満人口が減少を続ける一方で65歳以上人口が増加する「少子高齢化」傾向となっており、その状況に大きな変化は見られない。その中で、平成26年には生産活動の中核を担っている15～64歳人口が、調査開始以降初めて50万人台となり、直近の10年間(平成19年～29年)では約135千人減少している。

また、総人口に対する年齢3区分別人口割合をみると、15歳未満人口割合は **10.2%**となり前年に比べ0.1ポイントの低下、15～64歳人口割合は **54.2%**で前年に比べ0.8ポイントの低下、65歳以上人口割合は **35.6%**で前年に比べ0.9ポイントの上昇となっている。

15歳未満人口割合及び15～64歳人口割合が低下を続ける一方で、65歳以上人口割合は一貫して上昇し続けている。特に、第一次ベビーブーム世代(昭和22～24年)が65歳に達した平成24年には、本県の65歳以上人口割合は初めて30%を超えてその後も上昇しており、高齢化が進行していることを示している。

図2 年齢3区分別人口割合の推移(各年10月1日現在)



注) 昭和55年、60年、平成2年、7年、12年、17年、22年、27年は国勢調査、その他は秋田県年齢別人口流動調査による。

表2 年齢3区分別人口と人口割合の推移(各年10月1日現在)

| 年次 | 人 口 (人) | | | | | 人 口 割 合 (%) | | | |
|--------|-----------|---------|---------|---------|---------|-------------|--------|-------|---------|
| | 総 数 | 15歳未満 | 15～64歳 | 65歳以上 | うち75歳以上 | 15歳未満 | 15～64歳 | 65歳以上 | うち75歳以上 |
| 昭和45年* | 1,241,376 | 303,286 | 847,538 | 90,552 | 23,728 | 24.4 | 68.3 | 7.3 | 1.9 |
| 50年* | 1,232,481 | 273,808 | 849,459 | 109,172 | 31,990 | 22.2 | 68.9 | 8.9 | 2.6 |
| 55年* | 1,256,745 | 263,277 | 861,312 | 132,075 | 42,974 | 20.9 | 68.5 | 10.5 | 3.4 |
| 56年 | 1,257,280 | 264,097 | 855,435 | 137,667 | 44,728 | 21.0 | 68.0 | 10.9 | 3.6 |
| 57年 | 1,256,013 | 260,437 | 853,222 | 142,273 | 47,335 | 20.7 | 67.9 | 11.3 | 3.8 |
| 58年 | 1,254,040 | 257,143 | 850,264 | 146,552 | 49,972 | 20.5 | 67.8 | 11.7 | 4.0 |
| 59年 | 1,252,252 | 253,985 | 847,433 | 150,753 | 53,016 | 20.3 | 67.7 | 12.0 | 4.2 |
| 60年* | 1,254,032 | 250,402 | 845,473 | 158,086 | 56,185 | 20.0 | 67.4 | 12.6 | 4.5 |
| 61年 | 1,249,014 | 245,679 | 839,802 | 163,462 | 59,442 | 19.7 | 67.2 | 13.1 | 4.8 |
| 62年 | 1,243,939 | 240,276 | 834,167 | 169,425 | 62,964 | 19.3 | 67.1 | 13.6 | 5.1 |
| 63年 | 1,238,177 | 233,748 | 829,643 | 174,715 | 65,641 | 18.9 | 67.0 | 14.1 | 5.3 |
| 平成元年 | 1,232,789 | 226,599 | 824,257 | 181,862 | 68,739 | 18.4 | 66.9 | 14.8 | 5.6 |
| 2年* | 1,227,478 | 219,637 | 815,840 | 191,573 | 72,082 | 17.9 | 66.5 | 15.6 | 5.9 |
| 3年 | 1,223,138 | 212,638 | 809,872 | 200,200 | 76,054 | 17.4 | 66.2 | 16.4 | 6.2 |
| 4年 | 1,219,357 | 206,562 | 802,763 | 209,604 | 79,041 | 16.9 | 65.8 | 17.2 | 6.5 |
| 5年 | 1,216,839 | 200,438 | 796,984 | 218,989 | 82,042 | 16.5 | 65.5 | 18.0 | 6.7 |
| 6年 | 1,215,075 | 194,913 | 792,340 | 227,394 | 84,838 | 16.0 | 65.2 | 18.7 | 7.0 |
| 7年* | 1,213,667 | 188,844 | 786,983 | 237,682 | 89,600 | 15.6 | 64.8 | 19.6 | 7.4 |
| 8年 | 1,210,320 | 183,518 | 779,280 | 247,364 | 93,760 | 15.2 | 64.4 | 20.4 | 7.7 |
| 9年 | 1,205,759 | 178,411 | 771,564 | 255,626 | 97,803 | 14.8 | 64.0 | 21.2 | 8.1 |
| 10年 | 1,201,178 | 173,509 | 763,044 | 264,467 | 102,069 | 14.4 | 63.5 | 22.0 | 8.5 |
| 11年 | 1,196,054 | 168,207 | 756,086 | 271,603 | 107,035 | 14.1 | 63.2 | 22.7 | 8.9 |
| 12年* | 1,189,279 | 163,095 | 746,252 | 279,764 | 113,751 | 13.7 | 62.7 | 23.5 | 9.6 |
| 13年 | 1,183,380 | 159,047 | 736,658 | 287,507 | 120,043 | 13.4 | 62.3 | 24.3 | 10.1 |
| 14年 | 1,175,910 | 154,729 | 726,438 | 294,575 | 127,275 | 13.2 | 61.8 | 25.1 | 10.8 |
| 15年 | 1,167,365 | 150,691 | 716,057 | 300,449 | 134,409 | 12.9 | 61.3 | 25.7 | 11.5 |
| 16年 | 1,159,229 | 146,803 | 708,848 | 303,410 | 140,561 | 12.7 | 61.1 | 26.2 | 12.1 |
| 17年* | 1,145,501 | 142,507 | 694,288 | 308,193 | 147,870 | 12.4 | 60.6 | 26.9 | 12.9 |
| 18年 | 1,134,036 | 139,040 | 682,973 | 311,510 | 154,237 | 12.3 | 60.2 | 27.5 | 13.6 |
| 19年 | 1,121,300 | 135,276 | 669,904 | 315,607 | 159,852 | 12.1 | 59.7 | 28.1 | 14.3 |
| 20年 | 1,109,007 | 131,949 | 657,970 | 318,575 | 165,734 | 11.9 | 59.3 | 28.7 | 14.9 |
| 21年 | 1,097,483 | 128,267 | 647,429 | 321,274 | 170,500 | 11.7 | 59.0 | 29.3 | 15.5 |
| 22年* | 1,085,997 | 124,061 | 639,633 | 320,450 | 175,018 | 11.4 | 59.0 | 29.6 | 16.1 |
| 23年 | 1,075,058 | 121,221 | 633,130 | 318,854 | 179,862 | 11.3 | 59.0 | 29.7 | 16.8 |
| 24年 | 1,063,143 | 118,079 | 617,868 | 325,343 | 183,656 | 11.1 | 58.2 | 30.7 | 17.3 |
| 25年 | 1,050,132 | 114,769 | 602,794 | 330,716 | 186,468 | 10.9 | 57.5 | 31.5 | 17.8 |
| 26年 | 1,036,861 | 111,631 | 585,373 | 338,004 | 187,053 | 10.8 | 56.6 | 32.7 | 18.1 |
| 27年* | 1,023,119 | 106,041 | 565,237 | 343,301 | 187,148 | 10.5 | 55.7 | 33.8 | 18.4 |
| 28年 | 1,009,659 | 103,338 | 550,243 | 347,538 | 188,453 | 10.3 | 55.0 | 34.7 | 18.8 |
| 29年 | 995,374 | 100,402 | 535,356 | 351,076 | 190,246 | 10.2 | 54.2 | 35.6 | 19.3 |

注) 1 「*」の年は国勢調査、その他は秋田県年齢別人口流動調査による。

2 総数には「年齢不詳」を含む。

3 平成22年以降の人口割合については「年齢不詳」を除いて算出。

(1) 15歳未満人口

平成29年10月1日現在の15歳未満人口は **100,402**人で、前年に比べ **2,936**人(2.8%)減少し、総人口に占める割合は **10.2%**となり、前年に比べ0.1ポイント低下した。

15歳未満人口を5歳以下(乳幼児)、6～11歳(概ね小学生の年代)、12～14歳(概ね中学生の年代)の3区分に分類してみると、5歳以下は 34,886人で前年から 1,118人(3.1%)の減少、6～11歳は 42,234人で前年から 1,096人(2.5%)の減少、12～14歳は 23,282人で前年から 722人(3.0%)の減少となっている。

表3 15歳未満人口(年齢3区分別)及び人口割合の推移(各年10月1日現在)

| 年次 | 人口(人) | | | | 人口割合(%) | | |
|--------|---------|---------|---------|--------|---------|-------|--------|
| | 総数 | 5歳以下 | 6～11歳 | 12～14歳 | 5歳以下 | 6～11歳 | 12～14歳 |
| *昭和45年 | 303,286 | 105,389 | 125,340 | 72,557 | 34.7 | 41.3 | 23.9 |
| * 50年 | 273,808 | 105,651 | 107,752 | 60,405 | 38.6 | 39.4 | 22.1 |
| * 55年 | 263,277 | 103,642 | 107,887 | 51,748 | 39.4 | 41.0 | 19.7 |
| * 60年 | 250,402 | 90,850 | 105,822 | 53,730 | 36.3 | 42.3 | 21.5 |
| *平成2年 | 219,637 | 74,399 | 93,144 | 52,094 | 33.9 | 42.4 | 23.7 |
| 3年 | 212,638 | 71,493 | 90,341 | 50,804 | 33.6 | 42.5 | 23.9 |
| 4年 | 206,562 | 69,402 | 86,978 | 50,182 | 33.6 | 42.1 | 24.3 |
| 5年 | 200,438 | 67,348 | 84,645 | 48,445 | 33.6 | 42.2 | 24.2 |
| 6年 | 194,913 | 66,171 | 81,834 | 46,908 | 33.9 | 42.0 | 24.1 |
| * 7年 | 188,844 | 64,367 | 79,014 | 45,463 | 34.1 | 41.8 | 24.1 |
| 8年 | 183,518 | 62,870 | 75,846 | 44,802 | 34.3 | 41.3 | 24.4 |
| 9年 | 178,411 | 61,760 | 73,115 | 43,536 | 34.6 | 41.0 | 24.4 |
| 10年 | 173,509 | 60,730 | 70,967 | 41,812 | 35.0 | 40.9 | 24.1 |
| 11年 | 168,207 | 59,474 | 68,719 | 40,014 | 35.4 | 40.9 | 23.8 |
| * 12年 | 163,095 | 57,499 | 67,055 | 38,541 | 35.3 | 41.1 | 23.6 |
| 13年 | 159,047 | 56,083 | 65,589 | 37,375 | 35.3 | 41.2 | 23.5 |
| 14年 | 154,729 | 54,909 | 63,864 | 35,956 | 35.5 | 41.3 | 23.2 |
| 15年 | 150,691 | 53,523 | 62,586 | 34,582 | 35.5 | 41.5 | 22.9 |
| 16年 | 146,803 | 51,994 | 61,134 | 33,675 | 35.4 | 41.6 | 22.9 |
| * 17年 | 142,507 | 50,088 | 59,688 | 32,731 | 35.1 | 41.9 | 23.0 |
| 18年 | 139,040 | 48,501 | 58,177 | 32,362 | 34.9 | 41.8 | 23.3 |
| 19年 | 135,276 | 47,358 | 56,166 | 31,752 | 35.0 | 41.5 | 23.5 |
| 20年 | 131,949 | 46,394 | 54,660 | 30,895 | 35.2 | 41.4 | 23.4 |
| 21年 | 128,267 | 45,278 | 53,070 | 29,919 | 35.3 | 41.4 | 23.3 |
| * 22年 | 124,061 | 43,521 | 51,414 | 29,126 | 35.1 | 41.4 | 23.5 |
| 23年 | 121,221 | 42,767 | 49,959 | 28,495 | 35.3 | 41.2 | 23.5 |
| 24年 | 118,079 | 41,883 | 48,331 | 27,865 | 35.5 | 40.9 | 23.6 |
| 25年 | 114,769 | 40,731 | 47,154 | 26,884 | 35.5 | 41.1 | 23.4 |
| 26年 | 111,631 | 39,510 | 46,024 | 26,097 | 35.4 | 41.2 | 23.4 |
| * 27年 | 106,041 | 36,896 | 44,288 | 24,857 | 34.8 | 41.8 | 23.4 |
| 28年 | 103,338 | 36,004 | 43,330 | 24,004 | 34.8 | 41.9 | 23.2 |
| 29年 | 100,402 | 34,886 | 42,234 | 23,282 | 34.7 | 42.1 | 23.2 |

注)「*」の年は国勢調査、その他は秋田県年齢別人口流動調査による。

(2) 15～64歳人口

平成29年10月1日現在の15～64歳人口は **535,356**人で、前年に比べ **14,887**人(2.7%)減少し、総人口に占める割合は **54.2%**となり、前年に比べ0.8ポイント低下した。

15～64歳人口を15～29歳、30～49歳、50～64歳の3区分に分類してみると、15～29歳は 105,290人で前年から 3,415人(3.1%)の減少、30～49歳は 219,532人で前年から 5,251人(2.3%)の減少、50～64歳は 210,534人で前年から 6,221人(2.9%)の減少となっている。

表4 15～64歳人口(年齢3区分別)及び人口割合の推移(各年10月1日現在)

| 年次 | 人 口 (人) | | | | 人 口 割 合 (%) | | |
|--------|---------|---------|---------|---------|-------------|--------|--------|
| | 総 数 | 15～29歳 | 30～49歳 | 50～64歳 | 15～29歳 | 30～49歳 | 50～64歳 |
| *昭和45年 | 847,538 | 295,691 | 376,713 | 175,134 | 34.9 | 44.4 | 20.7 |
| * 50年 | 849,459 | 279,364 | 373,819 | 196,276 | 32.9 | 44.0 | 23.1 |
| * 55年 | 861,312 | 254,682 | 375,308 | 231,322 | 29.6 | 43.6 | 26.9 |
| * 60年 | 845,473 | 217,389 | 366,225 | 261,859 | 25.7 | 43.3 | 31.0 |
| *平成2年 | 815,840 | 197,916 | 349,692 | 268,232 | 24.3 | 42.9 | 32.9 |
| 3年 | 809,872 | 196,812 | 347,036 | 266,024 | 24.3 | 42.9 | 32.8 |
| 4年 | 802,763 | 195,857 | 343,007 | 263,899 | 24.4 | 42.7 | 32.9 |
| 5年 | 796,984 | 196,642 | 340,185 | 260,157 | 24.7 | 42.7 | 32.6 |
| 6年 | 792,340 | 197,752 | 337,305 | 257,283 | 25.0 | 42.6 | 32.5 |
| * 7年 | 786,983 | 196,221 | 338,648 | 252,114 | 24.9 | 43.0 | 32.0 |
| 8年 | 779,280 | 198,618 | 336,321 | 244,341 | 25.5 | 43.2 | 31.4 |
| 9年 | 771,564 | 197,437 | 327,988 | 246,139 | 25.6 | 42.5 | 31.9 |
| 10年 | 763,044 | 195,973 | 320,227 | 246,844 | 25.7 | 42.0 | 32.3 |
| 11年 | 756,086 | 195,155 | 310,179 | 250,752 | 25.8 | 41.0 | 33.2 |
| * 12年 | 746,252 | 190,226 | 301,216 | 254,810 | 25.5 | 40.4 | 34.1 |
| 13年 | 736,658 | 187,477 | 294,148 | 255,033 | 25.4 | 39.9 | 34.6 |
| 14年 | 726,438 | 183,391 | 287,748 | 255,299 | 25.2 | 39.6 | 35.1 |
| 15年 | 716,057 | 178,186 | 282,022 | 255,849 | 24.9 | 39.4 | 35.7 |
| 16年 | 708,848 | 173,133 | 277,380 | 258,335 | 24.4 | 39.1 | 36.4 |
| * 17年 | 694,288 | 163,075 | 270,859 | 260,354 | 23.5 | 39.0 | 37.5 |
| 18年 | 682,973 | 156,521 | 266,763 | 259,689 | 22.9 | 39.1 | 38.0 |
| 19年 | 669,904 | 150,217 | 261,779 | 257,908 | 22.4 | 39.1 | 38.5 |
| 20年 | 657,970 | 144,076 | 257,300 | 256,594 | 21.9 | 39.1 | 39.0 |
| 21年 | 647,429 | 139,266 | 252,594 | 255,569 | 21.5 | 39.0 | 39.5 |
| * 22年 | 639,633 | 133,224 | 248,956 | 257,453 | 20.8 | 38.9 | 40.3 |
| 23年 | 633,130 | 129,435 | 244,888 | 258,807 | 20.4 | 38.7 | 40.9 |
| 24年 | 617,868 | 125,816 | 240,691 | 251,361 | 20.4 | 39.0 | 40.7 |
| 25年 | 602,794 | 121,482 | 236,850 | 244,462 | 20.2 | 39.3 | 40.6 |
| 26年 | 585,373 | 117,269 | 232,732 | 235,372 | 20.0 | 39.8 | 40.2 |
| * 27年 | 565,237 | 112,388 | 226,611 | 226,238 | 19.9 | 40.1 | 40.0 |
| 28年 | 550,243 | 108,705 | 224,783 | 216,755 | 19.8 | 40.9 | 39.4 |
| 29年 | 535,356 | 105,290 | 219,532 | 210,534 | 19.7 | 41.0 | 39.3 |

注)「*」の年は国勢調査、その他は秋田県年齢別人口流動調査による。

(3) 65歳以上人口

平成29年10月1日現在の65歳以上人口は **351,076**人で、前年に比べ **3,538**人(1.0%)増加し、総人口に占める割合は **35.6%**となり、前年に比べ0.9ポイント上昇した。

本県の65歳以上人口割合は、急速に進んだ高齢化により平成8年に全国より9年早く20%を超え、第一次ベビーブーム世代(昭和22~24年生まれ)が65歳に達した平成24年に初めて30%を超えている。

表5 65歳以上人口割合の推移(各年10月1日現在) (単位：%)

| 年次 | 秋田県 | | 全国 | |
|--------|------|-------------|------|-------------|
| | | うち 75歳以上 | | うち 75歳以上 |
| *昭和45年 | 7.3 | 1.9 | 7.1 | 2.1 |
| * 50年 | 8.9 | 2.6 | 7.9 | 2.5 |
| * 55年 | 10.5 | 3.4 | 9.1 | 3.1 |
| * 60年 | 12.6 | 4.5 | 10.3 | 3.9 |
| *平成2年 | 15.6 | 5.9 | 12.1 | 4.8 |
| 3年 | 16.4 | 6.2 | 12.6 | 5.0 |
| 4年 | 17.2 | 6.5 | 13.1 | 5.2 |
| 5年 | 18.0 | 6.7 | 13.5 | 5.4 |
| 6年 | 18.7 | 7.0 | 14.1 | 5.5 |
| * 7年 | 19.6 | 7.4 | 14.6 | 5.7 |
| 8年 | 20.4 | 7.7 | 15.1 | 5.9 |
| 9年 | 21.2 | 8.1 | 15.7 | 6.2 |
| 10年 | 22.0 | 8.5 | 16.2 | 6.4 |
| 11年 | 22.7 | 8.9 | 16.7 | 6.7 |
| * 12年 | 23.5 | 9.6 | 17.4 | 7.1 |
| 13年 | 24.3 | 10.1 | 18.0 | 7.5 |
| 14年 | 25.1 | 10.8 | 18.5 | 7.9 |
| 15年 | 25.7 | 11.5 | 19.0 | 8.3 |
| 16年 | 26.2 | 12.1 | 19.5 | 8.7 |
| * 17年 | 26.9 | 12.9 | 20.2 | 9.1 |
| 18年 | 27.5 | 13.6 | 20.8 | 9.5 |
| 19年 | 28.1 | 14.3 | 21.5 | 9.9 |
| 20年 | 28.7 | 14.9 | 22.1 | 10.4 |
| 21年 | 29.3 | 15.5 | 22.7 | 10.8 |
| * 22年 | 29.6 | 16.1 | 23.0 | 11.1 |
| 23年 | 29.7 | 16.7 | 23.3 | 11.5 |
| 24年 | 30.6 | 17.3 | 24.1 | 11.9 |
| 25年 | 31.5 | 17.8 | 25.1 | 12.3 |
| 26年 | 32.6 | 18.0 | 26.0 | 12.5 |
| * 27年 | 33.8 | 18.4 | 26.6 | 12.8 |
| 28年 | 34.7 | 18.8 | 27.3 | 13.3 |
| 29年 | 35.6 | 19.3 | 27.7 | 13.8 |

注)「*」の年は国勢調査、その他は秋田県年齢別人口流動調査及び総務省「人口推計」による。

(4) 指数でみる年齢構成

平成29年10月1日現在における従属人口指数は84.3、年少人口指数は18.8、老年人口指数は65.6となっていて、従属人口指数、老年人口指数ともに2.4ポイント前年から上昇し、年少人口指数は前年と同率であった。

また、老年化指数は349.7(15歳未満人口1人に対し65歳以上人口3.50人)となっている。

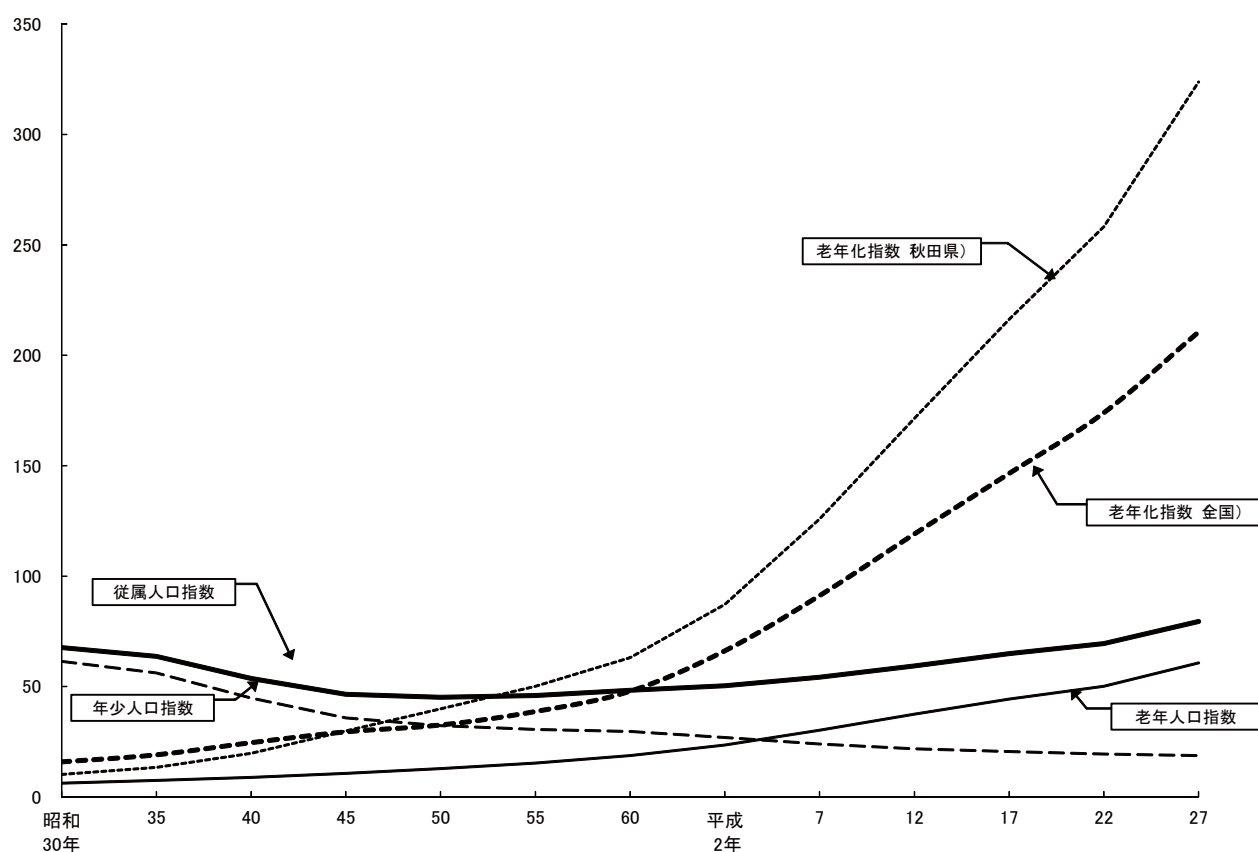
- 従属人口指数 — 15～64歳人口に対する15歳未満人口と65歳以上人口の比率
15～64歳人口100人が年少者と高齢者を何人扶養しているかを示す指標
- 年少人口指数 — 15～64歳人口に対する15歳未満人口の比率
- 老年人口指数 — 15～64歳人口に対する65歳以上人口の比率
- 老年化指数 — 15歳未満人口に対する65歳以上人口の比率

表6 従属人口指数、年少人口指数、老年人口指数、老年化指数の推移

| 年次 | 従属人口指数 | 年少人口指数 | 老年人口指数 | 老年化指数 |
|---------|--------|--------|--------|-------|
| *昭和45年 | 46.5 | 35.8 | 10.7 | 29.9 |
| * 50年 | 45.1 | 32.2 | 12.9 | 39.9 |
| * 55年 | 45.9 | 30.6 | 15.3 | 50.2 |
| * 60年 | 48.3 | 29.6 | 18.7 | 63.1 |
| * 平成 2年 | 50.4 | 26.9 | 23.5 | 87.2 |
| 3年 | 51.0 | 26.3 | 24.7 | 94.2 |
| 4年 | 51.8 | 25.7 | 26.1 | 101.5 |
| 5年 | 52.6 | 25.1 | 27.5 | 109.3 |
| 6年 | 53.3 | 24.6 | 28.7 | 116.7 |
| * 7年 | 54.2 | 24.0 | 30.2 | 125.9 |
| 8年 | 55.3 | 23.5 | 31.7 | 134.8 |
| 9年 | 56.3 | 23.1 | 33.1 | 143.3 |
| 10年 | 57.4 | 22.7 | 34.7 | 152.4 |
| 11年 | 58.2 | 22.2 | 35.9 | 161.5 |
| * 12年 | 59.3 | 21.9 | 37.5 | 171.5 |
| 13年 | 60.6 | 21.6 | 39.0 | 180.8 |
| 14年 | 61.9 | 21.3 | 40.6 | 190.4 |
| 15年 | 63.0 | 21.0 | 42.0 | 199.4 |
| 16年 | 63.5 | 20.7 | 42.8 | 206.7 |
| * 17年 | 64.9 | 20.5 | 44.4 | 216.3 |
| 18年 | 66.0 | 20.4 | 45.6 | 224.0 |
| 19年 | 67.3 | 20.2 | 47.1 | 233.3 |
| 20年 | 68.5 | 20.1 | 48.4 | 241.4 |
| 21年 | 69.4 | 19.8 | 49.6 | 250.5 |
| * 22年 | 69.5 | 19.4 | 50.1 | 258.3 |
| 23年 | 69.5 | 19.1 | 50.4 | 263.0 |
| 24年 | 71.8 | 19.1 | 52.7 | 275.5 |
| 25年 | 73.9 | 19.0 | 54.9 | 288.2 |
| 26年 | 76.8 | 19.1 | 57.7 | 302.8 |
| * 27年 | 79.5 | 18.8 | 60.7 | 323.7 |
| 28年 | 81.9 | 18.8 | 63.2 | 336.3 |
| 29年 | 84.3 | 18.8 | 65.6 | 349.7 |

注)「*」の年は国勢調査、その他は秋田県年齢別人口流動調査による。

図3 各人口指数の推移



注) 国勢調査による。

- 年少人口指数 = $\frac{15\text{歳未満人口}}{15\sim64\text{歳人口}} \times 100$
- 老年人口指数 = $\frac{65\text{歳以上人口}}{15\sim64\text{歳人口}} \times 100$
- 従属人口指数 = $\frac{15\text{歳未満} + 65\text{歳以上人口}}{15\sim64\text{歳人口}} \times 100$
- 老年化指数 = $\frac{65\text{歳以上人口}}{15\text{歳未満人口}} \times 100$

3. 人口性比

平成29年10月1日現在の人口性比(女性100人に対する男性の数)は88.6で、前年と同率であった。

人口性比を年齢5歳階級別にみると、40～44歳以下の各年齢階級では人口性比が100を超え男性が多くなっているが、45～49歳以上の各年齢階級では100未満で女性が多く、年齢階級が高くなるにつれて人口性比が徐々に低くなる傾向にある。

また、人口性比を年齢3区分別にみると、15歳未満人口では男性が多く、15～64歳人口及び65歳以上人口では女性が多くなっている。特に65歳以上人口では女性の比率が高く、女性の人口は男性のおよそ1.4倍となっている。

表7 年齢5歳階級別人口、人口性比及び人口構成比(平成29年10月1日現在)

| 年 齢 | 人 口 (人) | | | 人 口 性 比 (女100人に対する男) | 人口構成比(%) (男女計) |
|----------|---------|---------|---------|-------------------------|-------------------|
| | 男女計 | 男 | 女 | | |
| 総 数 | 995,374 | 467,657 | 527,717 | 88.6 | 100.0 |
| 0～4歳 | 28,534 | 14,565 | 13,969 | 104.3 | 2.9 |
| 5～9歳 | 33,830 | 17,257 | 16,573 | 104.1 | 3.4 |
| 10～14歳 | 38,038 | 19,412 | 18,626 | 104.2 | 3.8 |
| 15～19歳 | 42,169 | 21,435 | 20,734 | 103.4 | 4.2 |
| 20～24歳 | 29,199 | 15,687 | 13,512 | 116.1 | 2.9 |
| 25～29歳 | 33,922 | 17,442 | 16,480 | 105.8 | 3.4 |
| 30～34歳 | 43,586 | 22,076 | 21,510 | 102.6 | 4.4 |
| 35～39歳 | 53,114 | 27,048 | 26,066 | 103.8 | 5.3 |
| 40～44歳 | 61,976 | 31,327 | 30,649 | 102.2 | 6.2 |
| 45～49歳 | 60,856 | 29,963 | 30,893 | 97.0 | 6.1 |
| 50～54歳 | 59,972 | 29,312 | 30,660 | 95.6 | 6.0 |
| 55～59歳 | 70,210 | 34,201 | 36,009 | 95.0 | 7.1 |
| 60～64歳 | 80,352 | 38,983 | 41,369 | 94.2 | 8.1 |
| 65～69歳 | 93,822 | 45,134 | 48,688 | 92.7 | 9.4 |
| 70～74歳 | 67,008 | 30,663 | 36,345 | 84.4 | 6.7 |
| 75～79歳 | 63,521 | 26,402 | 37,119 | 71.1 | 6.4 |
| 80～84歳 | 60,728 | 23,058 | 37,670 | 61.2 | 6.1 |
| 85～89歳 | 42,275 | 13,462 | 28,813 | 46.7 | 4.2 |
| 90歳以上 | 23,722 | 5,449 | 18,273 | 29.8 | 2.4 |
| 【年齢3区分別】 | | | | | |
| 0～14歳 | 100,402 | 51,234 | 49,168 | 104.2 | 10.1 |
| 15～64歳 | 535,356 | 267,474 | 267,882 | 99.8 | 53.8 |
| 65歳以上 | 351,076 | 144,168 | 206,908 | 69.7 | 35.3 |

注) 1. 秋田県年齢別人口流動調査による。

2. 総数には、年齢不詳(男 4,781人、女 3,759人、計 8,540人)を含む。

図4 年齢5歳階級別人口性比（平成29年10月1日現在）

（単位：女=100）

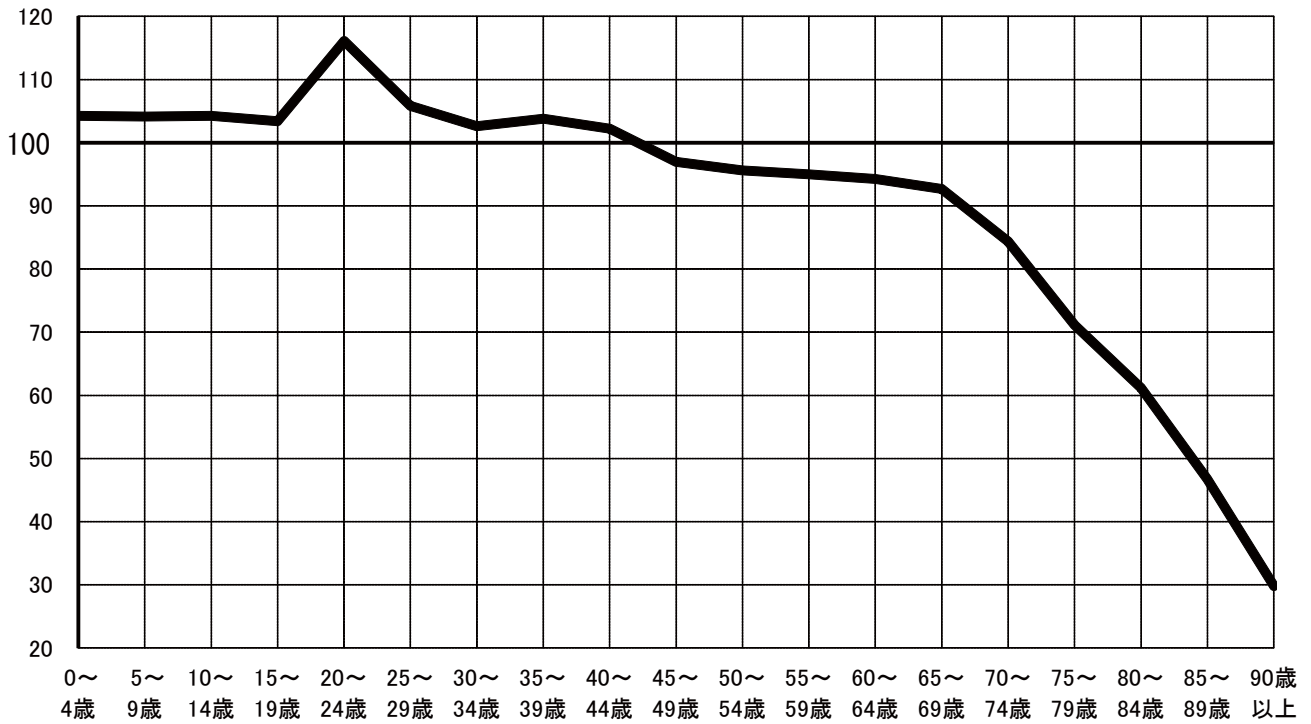


図5 年齢5歳階級男女別人口（平成29年10月1日現在）

（単位：万人）

□男 □女

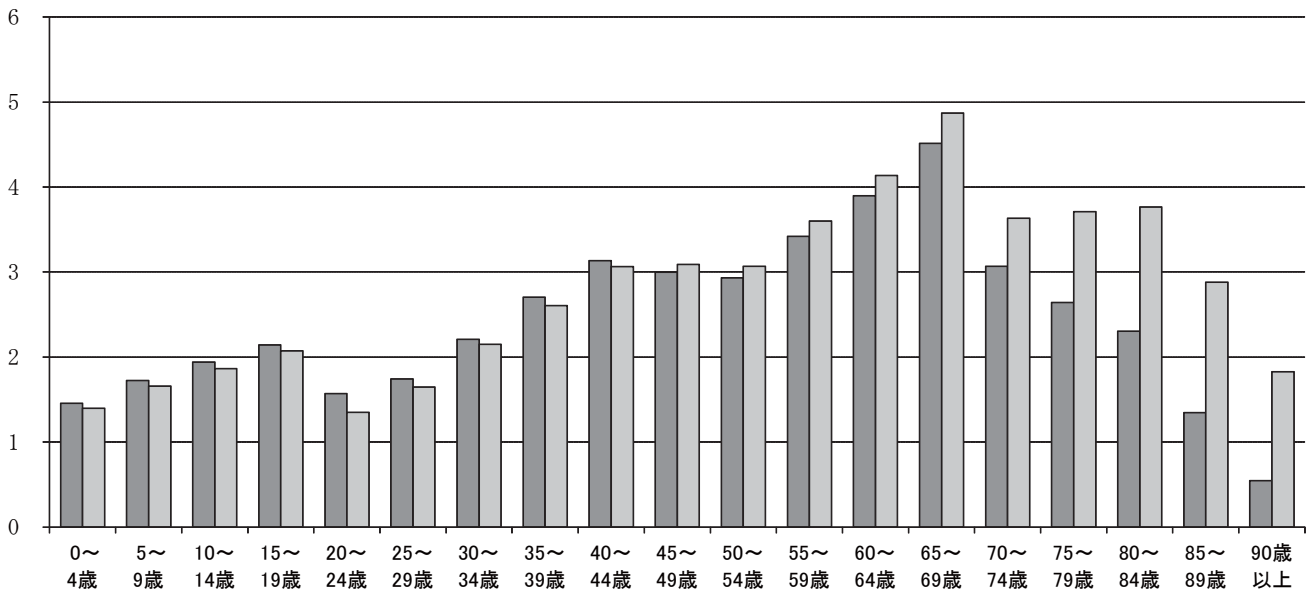
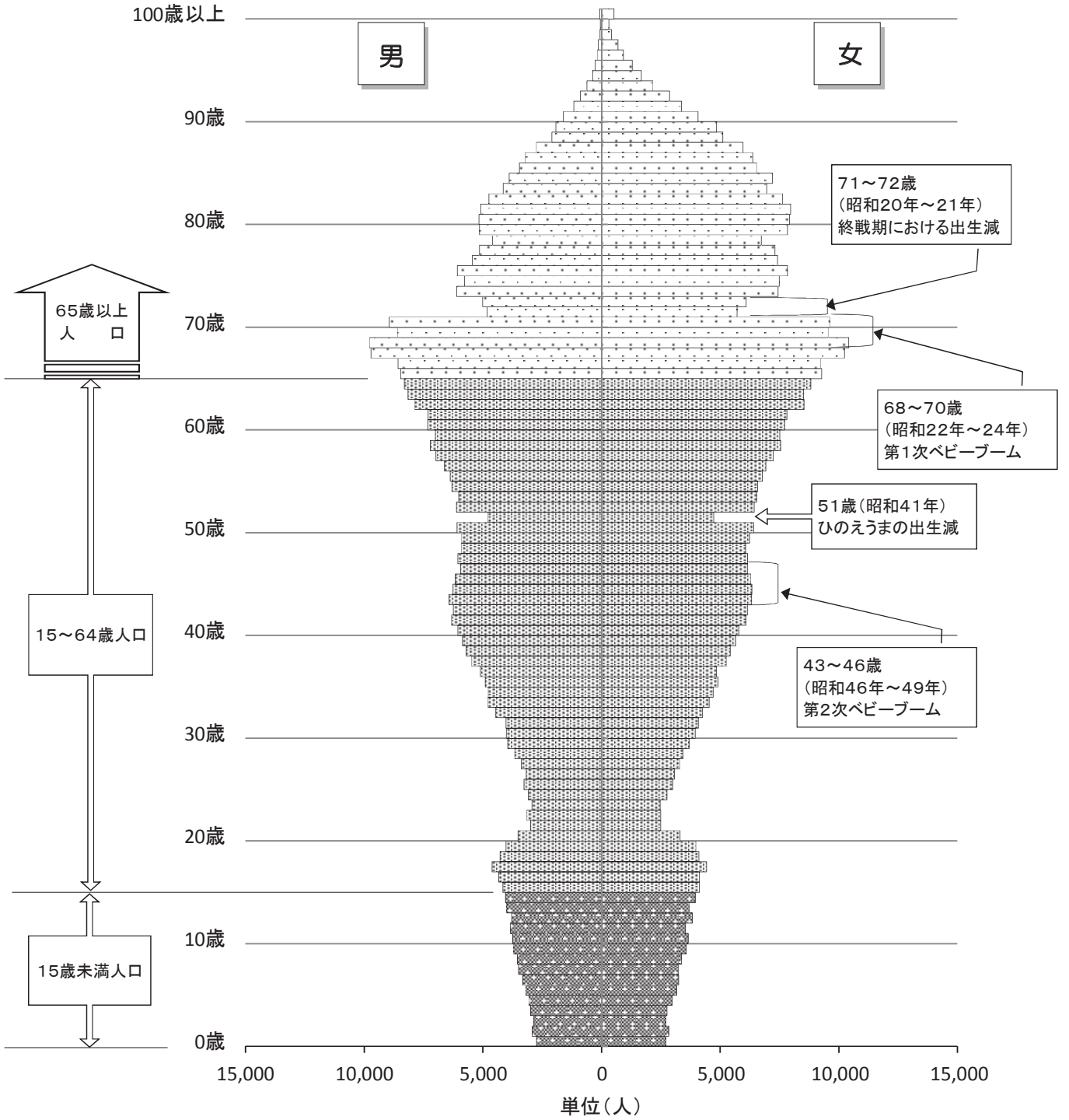


図6 秋田県人口ピラミッド（平成29年10月1日現在）

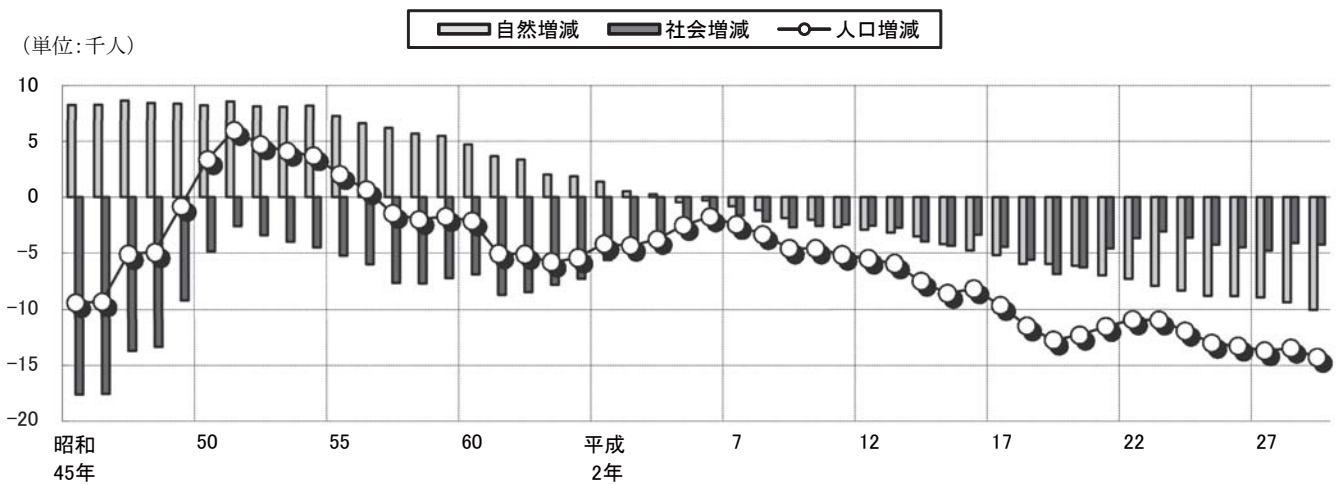


4. 人口動態

平成29年一年間(平成28年10月1日～平成29年9月30日)の人口減少数は **14,285**人(男 6,558人、女 7,727人)で、平成28年一年間(平成27年10月1日～平成28年9月30日)に比べ 825人増加し、2年ぶりに減少幅が拡大した。また、平成29年の人口減少率は **1.41%**となり、平成28年に比べ 0.09ポイント上昇し、過去最大の減少率となった。

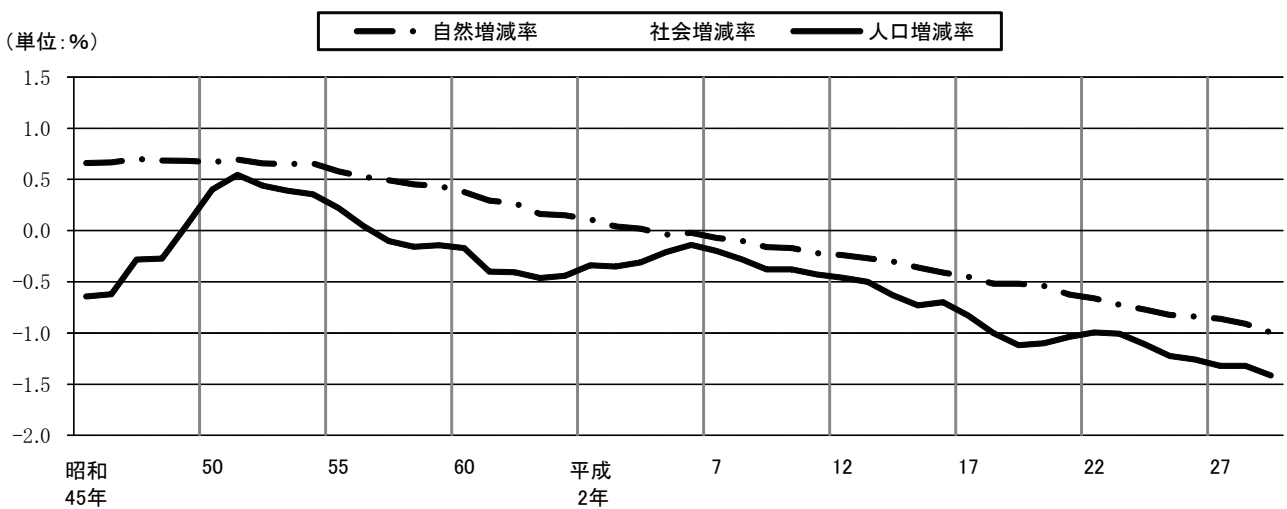
本県の人口減少数は、平成7年以降増加傾向となり、平成18年に初めて1万人を突破し、その後29年まで12年連続で1万人を超えている。このような状況の中、人口減少幅は年々拡大しており、平成20年から22年まで縮小傾向にあったが、23年から再び拡大傾向となっている。

図7 自然増減・社会増減・人口増減の推移



注)昭和55年以前は総務省統計局「人口推計」、昭和56年以降は秋田県年齢別人口流動調査による。

図8 自然増減率・社会増減率・人口増減率の推移



注)昭和55年以前は総務省統計局「人口推計」、昭和56年以降は秋田県年齢別人口流動調査による。

(1) 自然動態

平成29年一年間における出生数は **5,461**人(男 2,738人、女 2,723人)、死亡数は **15,493**人(男 7,583人、女 7,910人)で、出生数から死亡数を差し引いた自然減少数は **10,032**人(男 4,845人、女 5,187人)となり、自然減少率は **0.99%**であった。

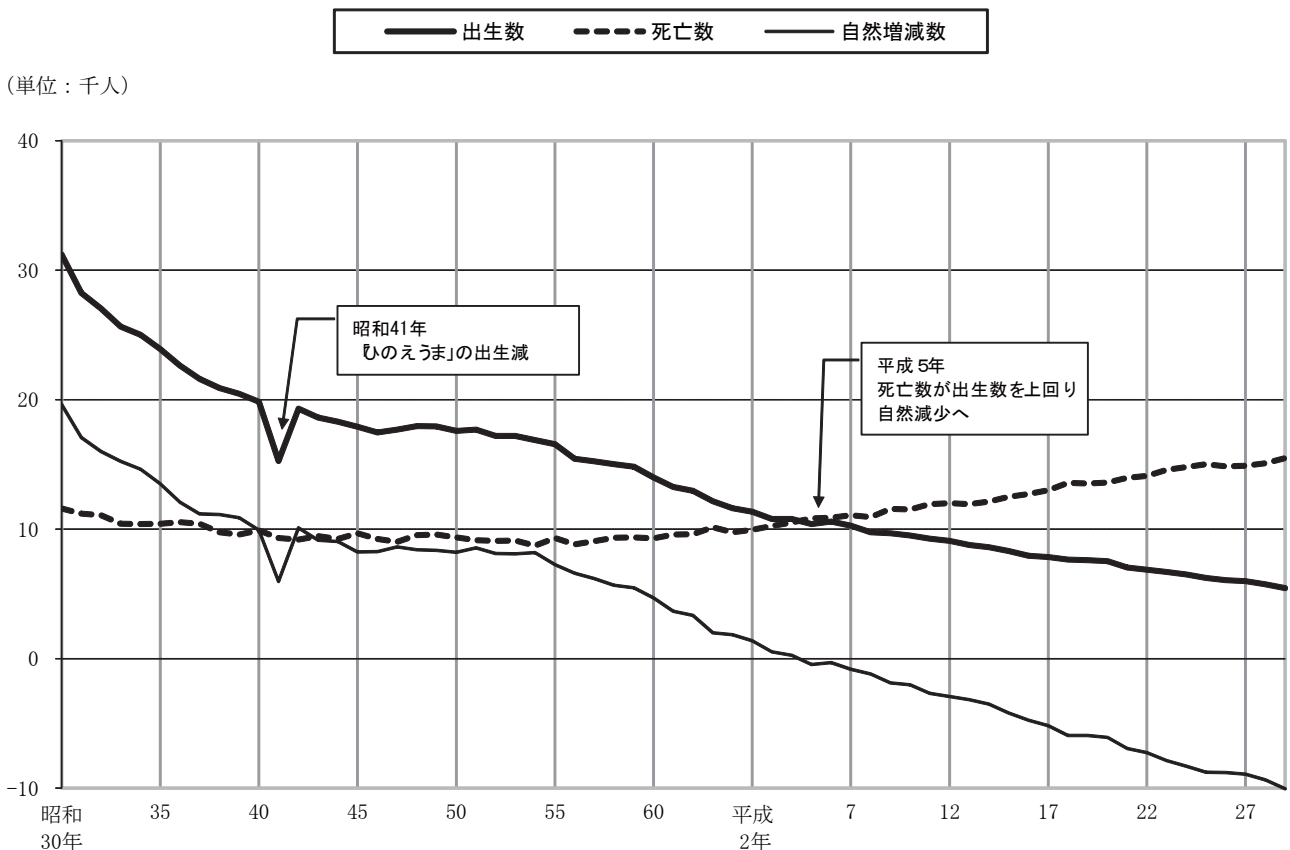
これを平成28年一年間と比べると、出生数は 278人(4.8%)の減少、死亡数は 394人(2.6%)の増加となり、自然減少数は 672人増加し、自然減少率は0.08ポイント上昇した。

本県の自然動態についてみると、出生数が戦後は減少傾向にあったものの1万人を上回り、その一方で死亡数は昭和40年代から50年代までは概ね9千人台で推移していたため、自然増加の状態が続いていた。

しかし、出生数は第二次ベビーブーム期(昭和46～49年)以降に減少傾向がより一層顕著になり、平成8年に1万人を割り、その後も減少し続けている。さらに死亡数が昭和60年頃から増加傾向を示すようになり、平成3年以降は毎年1万人を超え増加し続けている。

その結果、平成5年に初めて死亡数が出生数を上回って自然減少の状態に陥り、その後も自然減少率は年を追うごとに拡大している。

図9 自然動態の推移



注) 昭和55年以前は総務省統計局「人口推計」、昭和56年以降は秋田県年齢別人口流動調査による。

(2) 社会動態

平成29年一年間の秋田県と他の都道府県との間における転入・転出の状況を見ると、他の都道府県から秋田県に転入してきた者(転入者)が **12,498**人(男 7,023人、女 5,475人)、秋田県から他の都道府県へ転出した者(転出者)が **16,751**人(男 8,736人、女 8,015人)で、転入者から転出者を差し引いた社会減少数は **4,253**人(男 1,713人、女 2,540人)となり、社会減少率は **0.42%**であった。

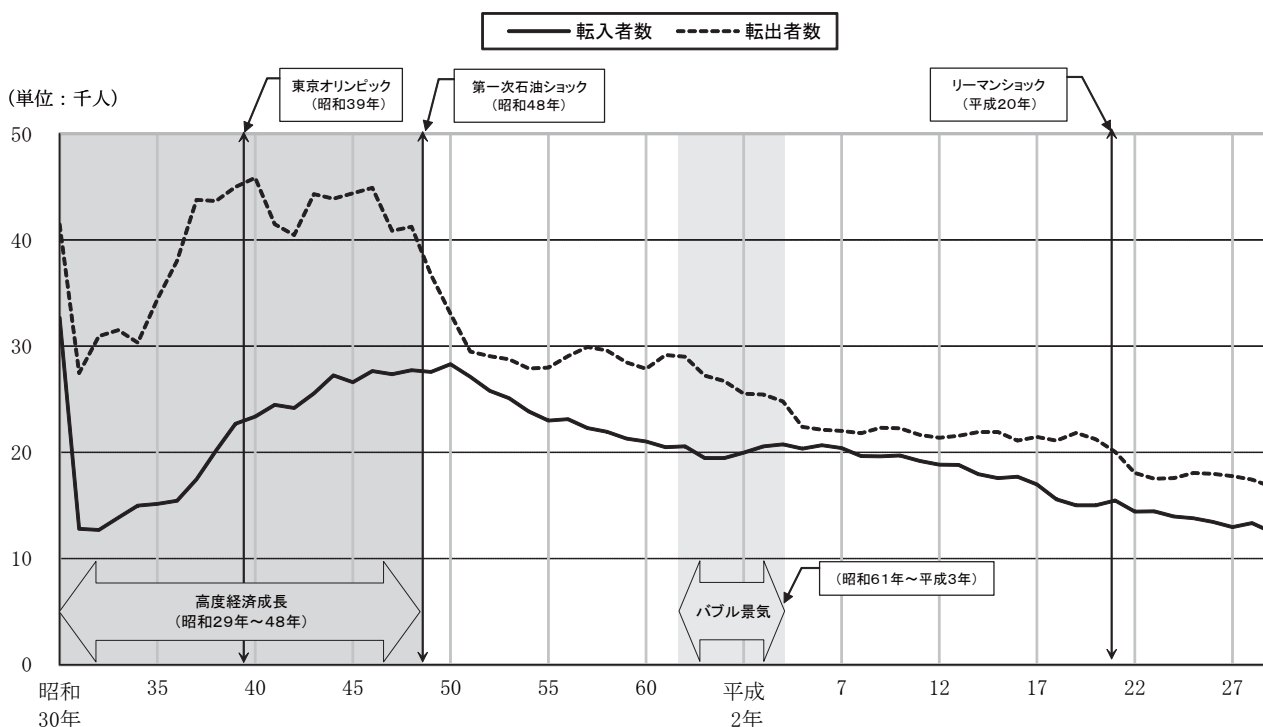
これを平成28年一年間と比べると、転入者は 825人(6.2%)の減少、転出者は 672人(3.9%)の減少となり、社会減少数は 153人増加し、社会減少率は 0.02ポイント上昇した。

本県は、戦前から農村部を主体として大都市圏への労働力の供給源となっており、社会動態は一貫して転出が転入を上回る「転出超過(=社会減少)」の状態が続いている。

このため、昭和30年代から40年代にかけての高度経済成長期における年間の転出超過数は1万人を超え、特に、昭和39年(1964)の東京オリンピック前後は年間2万人超の転出超過となり、多くの人が大都市圏へ流出した。しかし、昭和48年(1973)の石油ショック以降は、人口流出に歯止めがかかるようになり、1万人超の転出超過となることはなくなっている。

また、昭和末期から平成以降までの社会動態は、バブル景気やバブル景気の崩壊による不況、リーマンショックによる世界同時不況などの影響で転出超過数は拡大と縮小を繰り返しており、平成25年以降の転出超過数は4千人台で推移している。

図10 社会動態の推移



注) 昭和55年以前は総務省統計局「人口推計」、昭和56年以降は秋田県年齢別人口流動調査による。

①年齢階級別の転入・転出

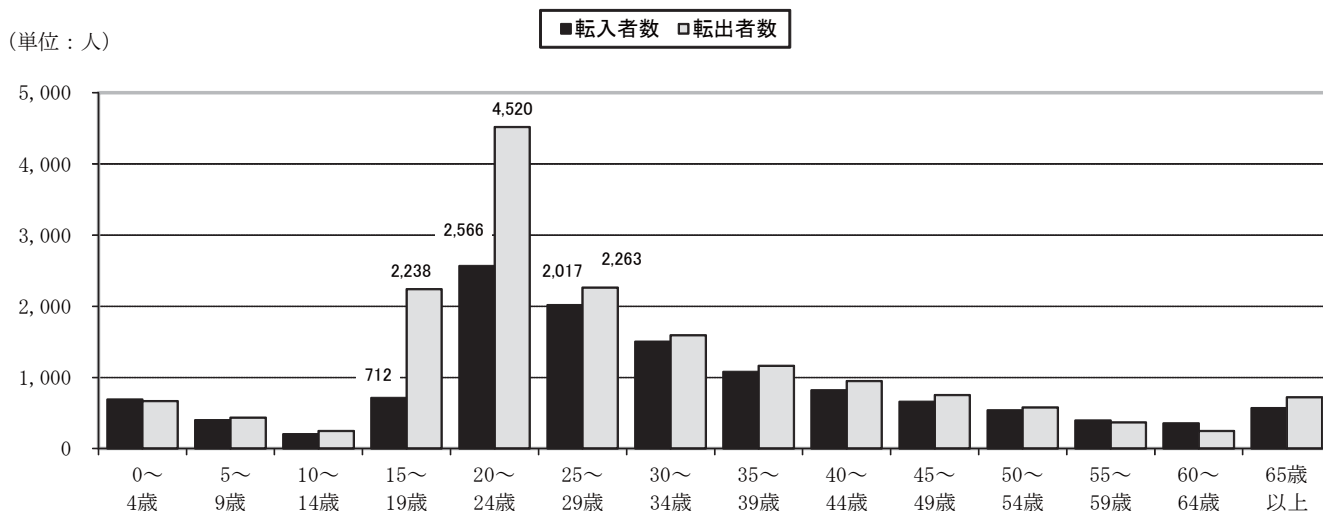
平成29年一年間の転入と転出を年齢5歳階級別にみると、転入者数が最も多いのは20～24歳の2,566人で転入者全体の20.5%、次いで25～29歳が2,017人で同じく16.1%などとなっている。転入者の上位を20代と30代が占めており、この20～39歳の合計は7,162人で転入者全体の57.3%を占めている。

また、転出者数が最も多いのも20～24歳の4,520人で転出者全体の27.0%、次いで25～29歳が2,263人で同じく13.5%などとなっている。転出者は転入者に比べより若い年齢層で多くっており、転出者が多い上位3階級(15～29歳)の合計は9,021人で全転出者の53.9%を占めている。

表8 年齢5歳階級別転入・転出者数とその割合（平成29年）

| 年齢階級 | 転入者数 | | | | 転出者数 | | | |
|-----------|--------|-------|-------|-------|---------|--------|---------|---------|
| | 男女計 | 割合(%) | 男 | 女 | 男女計 | 割合(%) | 男 | 女 |
| 県計 | 12,498 | 100.0 | 7,023 | 5,475 | 16,751 | 100.0 | 8,736 | 8,015 |
| 0～4歳 | 690 | 5.5 | 364 | 326 | 668 | 4.0 | 329 | 339 |
| 5～9歳 | 401 | 3.2 | 191 | 210 | 437 | 2.6 | 225 | 212 |
| 10～14歳 | 205 | 1.6 | 87 | 118 | 247 | 1.5 | 120 | 127 |
| 15～19歳 | 712 | 5.7 | 395 | 317 | 2,238 | 13.4 | 1,160 | 1,078 |
| (18及び19歳) | (658) | (5.3) | (363) | (295) | (2,120) | (12.7) | (1,110) | (1,010) |
| 20～24歳 | 2,566 | 20.5 | 1,425 | 1,141 | 4,520 | 27.0 | 2,184 | 2,336 |
| 25～29歳 | 2,017 | 16.1 | 1,110 | 907 | 2,263 | 13.5 | 1,240 | 1,023 |
| 30～34歳 | 1,501 | 12.0 | 802 | 699 | 1,593 | 9.5 | 849 | 744 |
| 35～39歳 | 1,078 | 8.6 | 592 | 486 | 1,163 | 6.9 | 617 | 546 |
| 40～44歳 | 821 | 6.6 | 482 | 339 | 950 | 5.7 | 539 | 411 |
| 45～49歳 | 657 | 5.3 | 438 | 219 | 754 | 4.5 | 475 | 279 |
| 50～54歳 | 536 | 4.3 | 354 | 182 | 578 | 3.5 | 354 | 224 |
| 55～59歳 | 393 | 3.1 | 265 | 128 | 369 | 2.2 | 242 | 127 |
| 60～64歳 | 353 | 2.8 | 225 | 128 | 250 | 1.5 | 152 | 98 |
| 65歳以上 | 568 | 4.5 | 293 | 275 | 721 | 4.3 | 250 | 471 |

図11-1 年齢5歳階級別転入・転出者数（平成29年）



②年齢5歳階級別転出超過数の年次推移

平成29年一年間の転出超過数（転入者数－転出者数）は、4,253人で前年に比べ153人増加し、2年ぶりに前年を上回った。

転出超過数を年齢5歳階級別に前年と比べてみると、8つの階級で転出超過数が増加し、このうち5～9歳及び35～39歳の2つの階級では転入超過から転出超過へと移行している。

また、転出超過数が最も多かったのは20～24歳の1,954人（転入2,566人 転出4,520人）であり、前年に比べ3人増加している。

なお、転出超過数が多い15～29歳までの3つの階級について、過去10年間の転出超過数の推移をみると、15～19歳の転出超過数は平成21年以降おおむね減少傾向となっている。その一方で、20～24歳の転出超過数は平成23年を境に増加傾向に転じ、特に、平成25年以降は15～19歳を上回っており、平成26年以降はほぼ横ばいで推移している。また、25～29歳の転出超過数も、平成23年を境に増加傾向に転じたが、近年は再び減少傾向となっている。

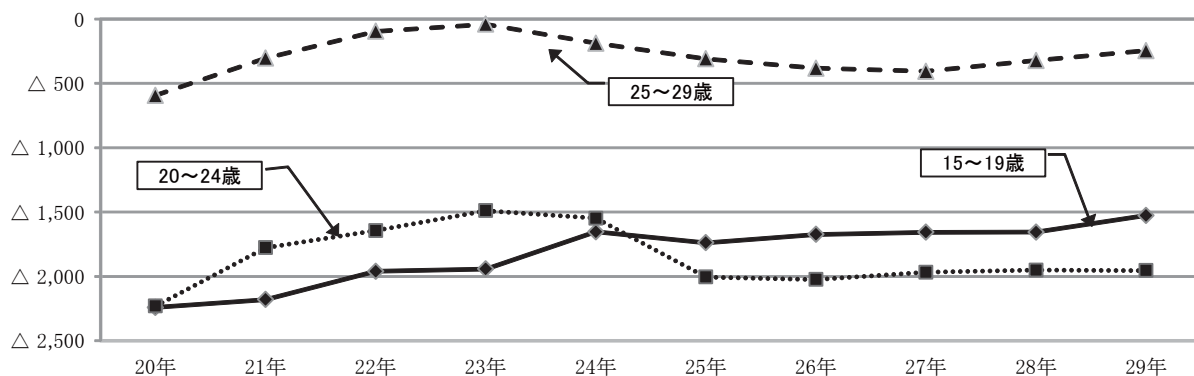
表9 年齢5歳階級別転出超過数の推移（平成23年～29年）

（単位：人）

| 年次 年齢階級 | 平成23年 (H22.10 ～H23.9) | 平成24年 (H23.10 ～H24.9) | 平成25年 (H24.10 ～H25.9) | 平成26年 (H25.10 ～H26.9) | 平成27年 (H26.10 ～H27.9) | 平成28年 (H27.10 ～H28.9) | 平成29年 (H28.10 ～H29.9) |
|------------|-----------------------------|-----------------------------|-----------------------------|-----------------------------|-----------------------------|-----------------------------|-----------------------------|
| 県計 | △ 3,071 | △ 3,622 | △ 4,243 | △ 4,486 | △ 4,789 | △ 4,100 | △ 4,253 |
| 0～4歳 | 216 | 128 | 105 | 85 | 55 | 108 | 22 |
| 5～9歳 | 76 | △ 13 | 8 | △ 53 | △ 85 | 47 | △ 36 |
| 10～14歳 | △ 1 | △ 35 | △ 72 | △ 23 | △ 75 | △ 81 | △ 42 |
| 15～19歳 | △ 1,942 | △ 1,653 | △ 1,738 | △ 1,673 | △ 1,657 | △ 1,656 | △ 1,526 |
| (18及び19歳) | (△1,887) | (△1,602) | (△1,669) | (△1,613) | (△1,608) | (△1,608) | (△1,462) |
| 20～24歳 | △ 1,489 | △ 1,548 | △ 2,004 | △ 2,024 | △ 1,967 | △ 1,951 | △ 1,954 |
| 25～29歳 | △ 41 | △ 188 | △ 309 | △ 383 | △ 406 | △ 322 | △ 246 |
| 30～34歳 | 113 | △ 50 | △ 2 | △ 88 | △ 10 | △ 70 | △ 92 |
| 35～39歳 | 64 | △ 98 | 0 | 7 | △ 130 | 67 | △ 85 |
| 40～44歳 | △ 26 | △ 63 | △ 57 | △ 136 | △ 158 | △ 75 | △ 129 |
| 45～49歳 | △ 29 | △ 53 | △ 64 | △ 77 | △ 76 | △ 55 | △ 97 |
| 50～54歳 | △ 38 | △ 100 | △ 56 | 15 | △ 68 | △ 23 | △ 42 |
| 55～59歳 | △ 13 | 80 | 20 | 15 | △ 21 | 24 | 24 |
| 60～64歳 | 172 | 111 | 82 | 70 | 48 | 55 | 103 |
| 65歳以上 | △ 133 | △ 140 | △ 156 | △ 221 | △ 239 | △ 168 | △ 153 |

注) △は転出超過を表す。

図11-2 年齢階級別(15～29歳)転出超過数の推移（平成20年～29年）

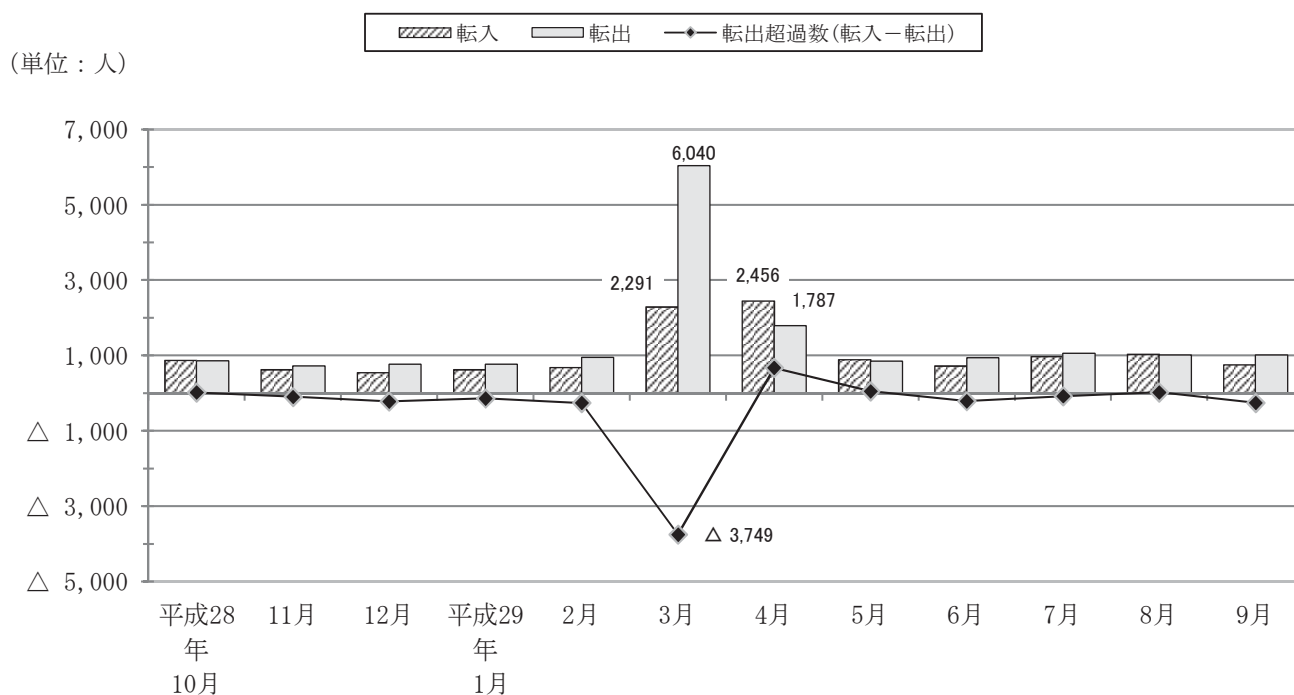


③月別転出超過数

平成29年の転出超過数を月別に見ると、進学、就職、転勤等の時期にあたる3月が3,749人(転入2,291人、転出6,040人)で最も多くなっている。これは、前年同月(平成28年3月)の転出超過数3,791人(転入2,421人、転出6,212人)に比べ42人縮小している。また、平成28年10月、平成29年4月、5月、8月以外の月はすべて転出超過となっている。

なお、月別に転入者数及び転出者数をみると、転入者数が最も多いのは平成29年4月で2,456人(前年同月比57人減)、転出者数が最も多いのは平成29年3月で6,040人(前年同月比172人減)であった。

図11-3 月別転入・転出者数及び転出超過数(平成28年10月～平成29年9月)



(3) 県外との移動

平成29年一年間における秋田県と他の都道府県との社会動態を「住民基本台帳人口移動報告」（総務省統計局）でみると、秋田県への転入者数が最も多かったのは東京都の1,830人で転入者全体の16.8%、次いで宮城県の1,637人(同15.0%)、岩手県の916人(同8.4%)の順となっている。この上位3都県からの転入者は、合計4,383人で、県外からの転入者10,912人の40.2%を占めている。

また、秋田県からの転出者数が最も多いのは東京都の2,968人で転出者全体の19.3%、次いで宮城県が2,507人(同16.3%)、神奈川県が1,338人(同8.7%)の順となっている。この上位3都県への転出者は、合計6,813人で、県外への転出者15,341人の44.4%を占めている。

なお、首都圏の1都3県(東京都、埼玉県、千葉県、神奈川県)と宮城県への転出超過数の推移をみると、いずれの都県も平成20年から23年までは縮小傾向であった。しかし、東京都への転出超過数は平成24年以降拡大傾向にあり、また、東日本大震災(平成23年)の影響で大きく縮小した宮城県への転出超過数も、24年以降は震災前の水準に戻っている。

図12 都道府県別転入・転出者数（平成28年10月～平成29年9月 転出者数上位10自治体）

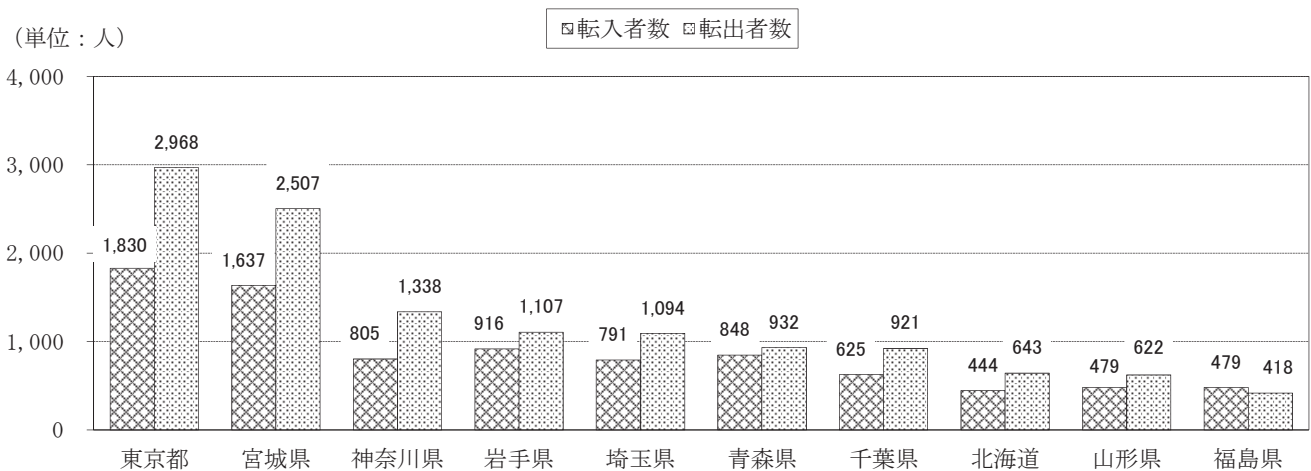


図13 首都圏(1都3県)及び宮城県への転出超過数の推移（平成20年～29年）

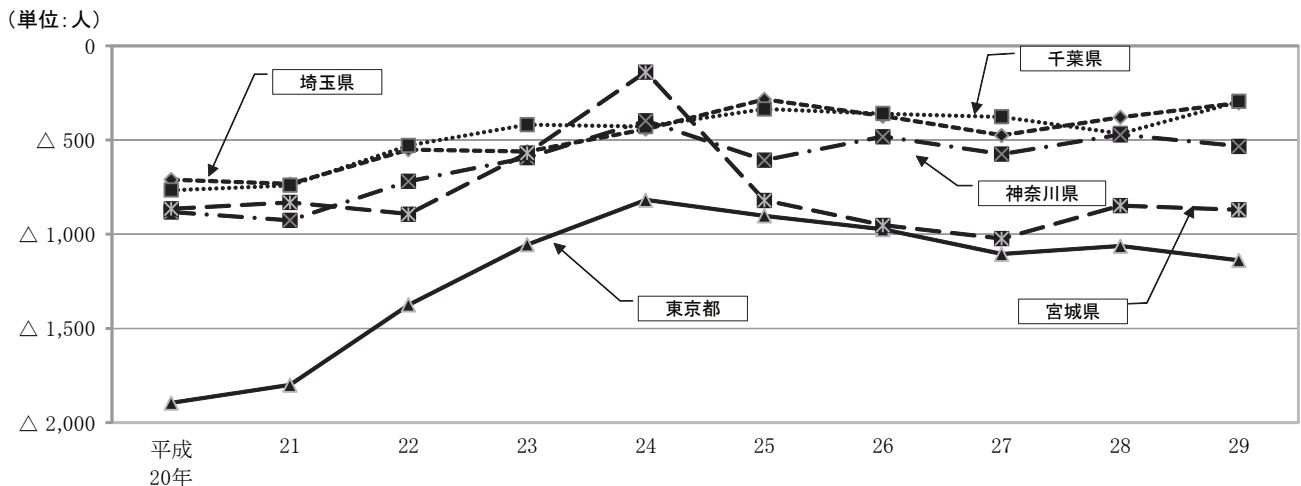


表10 地域別転入・転出者数(平成28年10月～平成29年9月)

(単位：人，%)

| 都道府県／地方名 | 転入者(A) | 構成比 | 転出者(B) | 構成比 | A-B (△は転出超過) |
|------------|--------|--------|--------|--------|-----------------|
| 総 数 | 10,912 | 100.0% | 15,341 | 100.0% | △ 4,429 |
| 北海道 | 444 | 4.1% | 643 | 4.2% | △ 199 |
| 東 北 | 4,359 | 39.9% | 5,586 | 36.4% | △ 1,227 |
| 青森県 | 848 | 7.8% | 932 | 6.1% | △ 84 |
| 岩手県 | 916 | 8.4% | 1,107 | 7.2% | △ 191 |
| 宮城県 | 1,637 | 15.0% | 2,507 | 16.3% | △ 870 |
| 山形県 | 479 | 4.4% | 622 | 4.1% | △ 143 |
| 福島県 | 479 | 4.4% | 418 | 2.7% | 61 |
| 関 東 | 4,510 | 41.3% | 6,996 | 45.6% | △ 2,486 |
| 茨城県 | 196 | 1.8% | 273 | 1.8% | △ 77 |
| 栃木県 | 157 | 1.4% | 234 | 1.5% | △ 77 |
| 群馬県 | 106 | 1.0% | 168 | 1.1% | △ 62 |
| 埼玉県 | 791 | 7.2% | 1,094 | 7.1% | △ 303 |
| 千葉県 | 625 | 5.7% | 921 | 6.0% | △ 296 |
| 東京都 | 1,830 | 16.8% | 2,968 | 19.3% | △ 1,138 |
| 神奈川県 | 805 | 7.4% | 1,338 | 8.7% | △ 533 |
| 中 部 | 882 | 8.1% | 1,194 | 7.8% | △ 312 |
| 新潟県 | 236 | 2.2% | 302 | 2.0% | △ 66 |
| 富山県 | 38 | 0.3% | 68 | 0.4% | △ 30 |
| 石川県 | 55 | 0.5% | 57 | 0.4% | △ 2 |
| 福井県 | 29 | 0.3% | 36 | 0.2% | △ 7 |
| 山梨県 | 40 | 0.4% | 56 | 0.4% | △ 16 |
| 長野県 | 65 | 0.6% | 124 | 0.8% | △ 59 |
| 岐阜県 | 59 | 0.5% | 63 | 0.4% | △ 4 |
| 静岡県 | 139 | 1.3% | 187 | 1.2% | △ 48 |
| 愛知県 | 201 | 1.8% | 260 | 1.7% | △ 59 |
| 三重県 | 20 | 0.2% | 41 | 0.3% | △ 21 |
| 近 畿 | 333 | 3.1% | 417 | 2.7% | △ 84 |
| 京都府 | 69 | 0.6% | 100 | 0.7% | △ 31 |
| 大阪府 | 132 | 1.2% | 167 | 1.1% | △ 35 |
| 兵庫県 | 80 | 0.7% | 72 | 0.5% | 8 |
| 中 国 | 118 | 1.1% | 164 | 1.1% | △ 46 |
| 四 国 | 49 | 0.4% | 64 | 0.4% | △ 15 |
| 九州(沖縄県を除く) | 173 | 1.6% | 220 | 1.4% | △ 47 |
| 沖 縄 県 | 44 | 0.4% | 57 | 0.4% | △ 13 |

注) 総務省統計局「住民基本台帳人口移動報告 月報」から秋田県が算出。

5. 市町村別人口

(1) 市町村別人口動態

県内市町村別に平成29年一年間の人口増減をみると、25市町村すべてで人口が減少しており、平成24年から6年連続で全市町村において人口が減少している。

人口減少数が最も多かったのは秋田市で 2,490人、次いで横手市 1,474人、大仙市 1,217人などで、これに由利本荘市及び大館市を加えた合計5市で、7,400人の人口減少となった。

また、人口減少率をみてみると、最も高かったのは藤里町で 3.52% (117人)、次いで小坂町が 2.61% (136人)、五城目町が同じく 2.61% (242人) などとなっている。藤里町で人口減少率が3%を超えているほか、県内25市町村のうち11市町村で人口減少率が2%超となっている。

一方、人口減少率が最も低かったのは大潟村で 0.20% (6人)、次いで東成瀬村が 0.78% (20人)、秋田市 0.79% (2,490人)、潟上市 0.84% (275人) などとなっており、人口減少率が1%以下であったのはこの4市村だけであった。

表11 人口増減数及び人口増減率（平成29年）

| 人口増減数(人) | | | | 人口増減率(%) | | | |
|----------|-----|-------|-------|----------|-----|-------|------|
| 増加市町村 | | 減少市町村 | | 増加市町村 | | 減少市町村 | |
| 市町村名 | 増加数 | 市町村名 | 減少数 | 市町村名 | 増加率 | 市町村名 | 減少率 |
| — | — | 秋田市 | 2,490 | — | — | 藤里町 | 3.52 |
| — | — | 横手市 | 1,474 | — | — | 小坂町 | 2.61 |
| — | — | 大仙市 | 1,217 | — | — | 五城目町 | 〃 |
| — | — | 由利本荘市 | 1,178 | — | — | 上小阿仁村 | 2.56 |
| — | — | 大館市 | 1,041 | — | — | 男鹿市 | 2.39 |

(2) 市町村別自然動態及び社会動態

平成29年一年間における県内市町村の自然増減をみると、全25市町村で自然減少となっており、自然減少率が最も高かったのは上小阿仁村で 2.61% (60人)、次いで八峰町 1.82% (130人)、藤里町 1.78% (59人) などとなっている。なお、県内20市町村で自然減少率が1%超となっている。

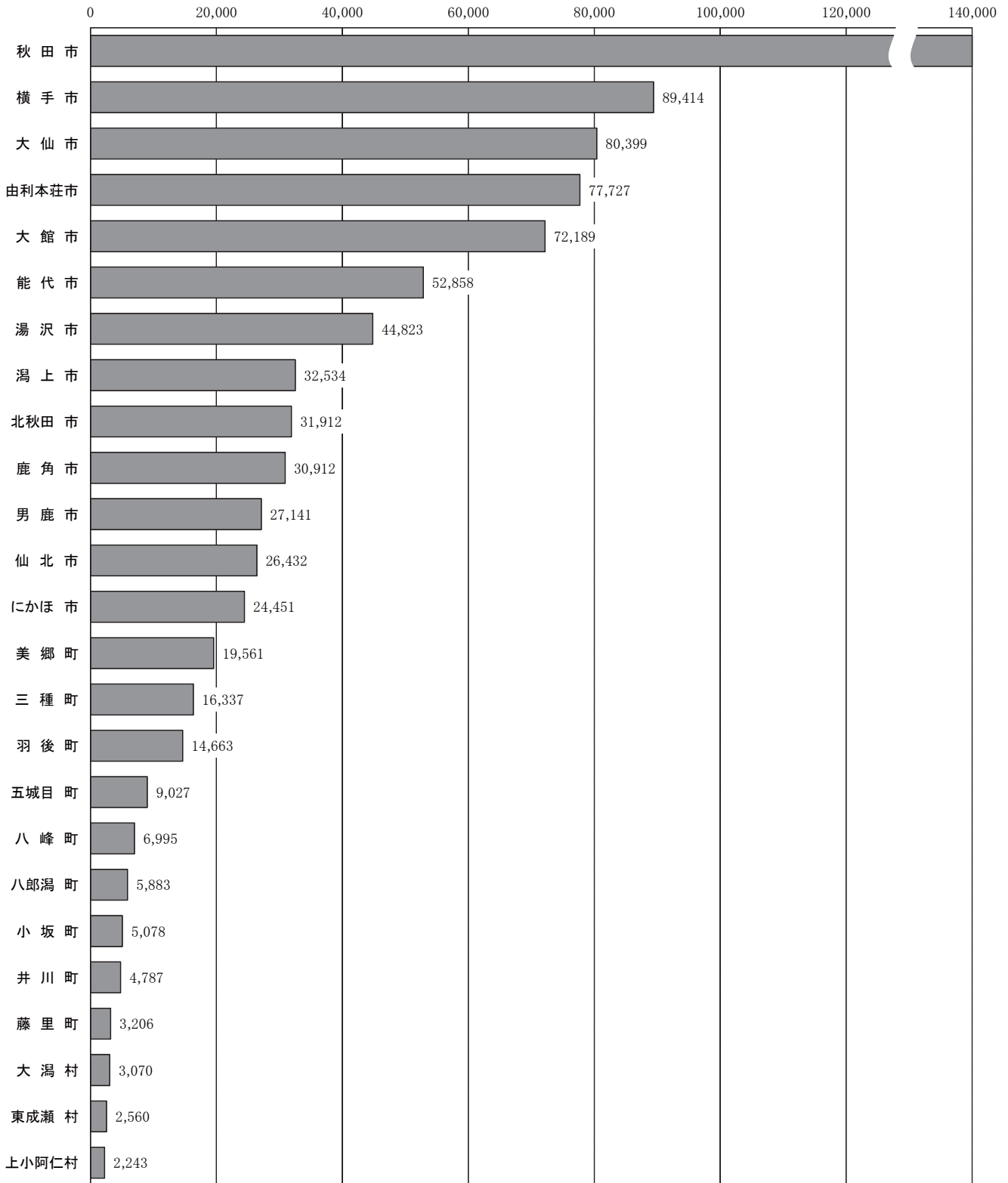
また、同じく社会増減をみると、大潟村で 0.36% (11人)、上小阿仁村で 0.04% (1人) の増加となっているが、増加したのはこの2村だけで、それ以外の23市町村では減少している。社会減少率が最も高かったのは藤里町で 1.75% (58人)、次いで井川町 1.06% (52人)、羽後町 0.97% (146人) などとなっている。

表12 自然増減率及び社会増減率（平成29年）

| 自然増減率(%) | | | | 社会増減率(%) | | | |
|----------|-----|-------|------|----------|------|-------|------|
| 増加市町村 | | 減少市町村 | | 増加市町村 | | 減少市町村 | |
| 市町村名 | 増加率 | 市町村名 | 減少率 | 市町村名 | 増加率 | 市町村名 | 減少率 |
| — | — | 上小阿仁村 | 2.61 | 大潟村 | 0.36 | 藤里町 | 1.75 |
| — | — | 八峰町 | 1.82 | 上小阿仁村 | 0.04 | 井川町 | 1.06 |
| — | — | 藤里町 | 1.78 | — | — | 羽後町 | 0.97 |
| — | — | 小坂町 | 1.69 | — | — | 男鹿市 | 0.95 |
| — | — | 三種町 | 1.67 | — | — | 五城目町 | 0.94 |
| | | 五城目町 | 〃 | | | | |

図14 市町村別人口（平成29年10月1日現在）

3 (単位:人)



(3) 市町村別年齢3区分別人口割合

① 15歳未満人口割合

各市町村の総人口に占める15歳未満人口割合をみると、最も高いのは大潟村で 12.9%、次いで秋田市が 11.0%、潟上市が 10.9%などとなっている。一方、最も低いのは上小阿仁村で 5.8%、次いで男鹿市が 7.5%、八峰町が 7.6%などとなっており、県内25市町村中15市町村で15歳未満人口割合が10%を割っている。

表13 市町村別15歳未満人口割合

| 高い市町村 | | 低い市町村 | |
|-------|-------|-------|-------|
| 市町村名 | 割合(%) | 市町村名 | 割合(%) |
| 大潟村 | 12.9 | 上小阿仁村 | 5.8 |
| 秋田市 | 11.0 | 男鹿市 | 7.5 |
| 潟上市 | 10.9 | 八峰町 | 7.6 |
| にかほ市 | 10.6 | 藤里町 | 7.7 |
| 由利本荘市 | 10.5 | 五城目町 | 7.8 |

② 15～64歳人口割合

各市町村の総人口に占める15～64歳人口割合をみると、最も高いのは秋田市で 58.7%、次いで潟上市が 55.8%、大潟村が 55.3%などとなっている。一方、最も低いのは上小阿仁村で 43.3%、次いで藤里町が 46.7%、男鹿市、小坂町及び八峰町が 48.5%などとなっている。

表14 市町村別15～64歳人口割合

| 高い市町村 | | 低い市町村 | |
|-------|-------|-------|-------|
| 市町村名 | 割合(%) | 市町村名 | 割合(%) |
| 秋田市 | 58.7 | 上小阿仁村 | 43.3 |
| 潟上市 | 55.8 | 藤里町 | 46.7 |
| 大潟村 | 55.3 | 男鹿市 | 48.5 |
| 由利本荘市 | 54.3 | 小坂町 | 〃 |
| 大仙市 | 53.4 | 八峰町 | 〃 |

③ 65歳以上人口割合

各市町村の総人口に占める65歳以上人口割合をみると、最も高いのは上小阿仁村で 50.9%、次いで藤里町が 45.6%、男鹿市 44.0%などとなっている。一方、最も低いのは秋田市で 30.2%、次いで大潟村が 31.8%、潟上市が 33.3%などとなっている。全25市町村で65歳以上人口割合が30%を超えており、さらにこのうちの10市町で40%台、1村で50%台となっている。

表15 市町村別65歳以上人口割合

| 高い市町村 | | 低い市町村 | |
|-------|-------|-------|-------|
| 市町村名 | 割合(%) | 市町村名 | 割合(%) |
| 上小阿仁村 | 50.9 | 秋田市 | 30.2 |
| 藤里町 | 45.6 | 大潟村 | 31.8 |
| 男鹿市 | 44.0 | 潟上市 | 33.3 |
| 八峰町 | 43.9 | 由利本荘市 | 35.2 |
| 小坂町 | 43.2 | 大仙市 | 36.2 |
| 五城目町 | 〃 | | |

6. 世帯数

秋田県の算出による平成29年10月1日現在の世帯数は **389,239**世帯で、前年に比べて 138世帯 (0.04%)増加した。

これを1世帯当たりの人員で見ると 2.56人となり、前年に比べて 0.03人減少している。

表16 世帯数の推移（各年10月1日現在）

| 年次 | 世帯数 | 増減数 | 増減率(%) | 1世帯当たり 人員(人/世帯) |
|-------|-----------|---------|--------|--------------------|
| 昭和45年 | 307,739 | — | — | 4.03 |
| 50 | 326,291 | 18,552 | 6.03 | 3.78 |
| 55 | 343,418 | 17,127 | 5.25 | 3.66 |
| 60 | 350,976 | 7,558 | 2.20 | 3.57 |
| 平成2年 | 358,562 | 7,586 | 2.16 | 3.42 |
| 7 | 374,821 | 16,259 | 4.53 | 3.24 |
| 12 | 389,190 | 14,369 | 3.83 | 3.06 |
| 17 | 393,038 | 3,848 | 0.99 | 2.91 |
| 22 | 390,136 | △ 2,902 | △ 0.74 | 2.78 |
| 27 | 388,560 | △ 1,576 | △ 0.40 | 2.63 |
| 平成24年 | 392,187 | 1,105 | 0.28 | 2.71 |
| 25 | 392,715 | 528 | 0.13 | 2.67 |
| 26 | 393,459 | 744 | 0.19 | 2.64 |
| 27 | ※ 388,560 | 141 | 0.04 | 2.63 |
| 28 | 389,101 | 541 | 0.14 | 2.59 |
| 29 | 389,239 | 138 | 0.04 | 2.56 |

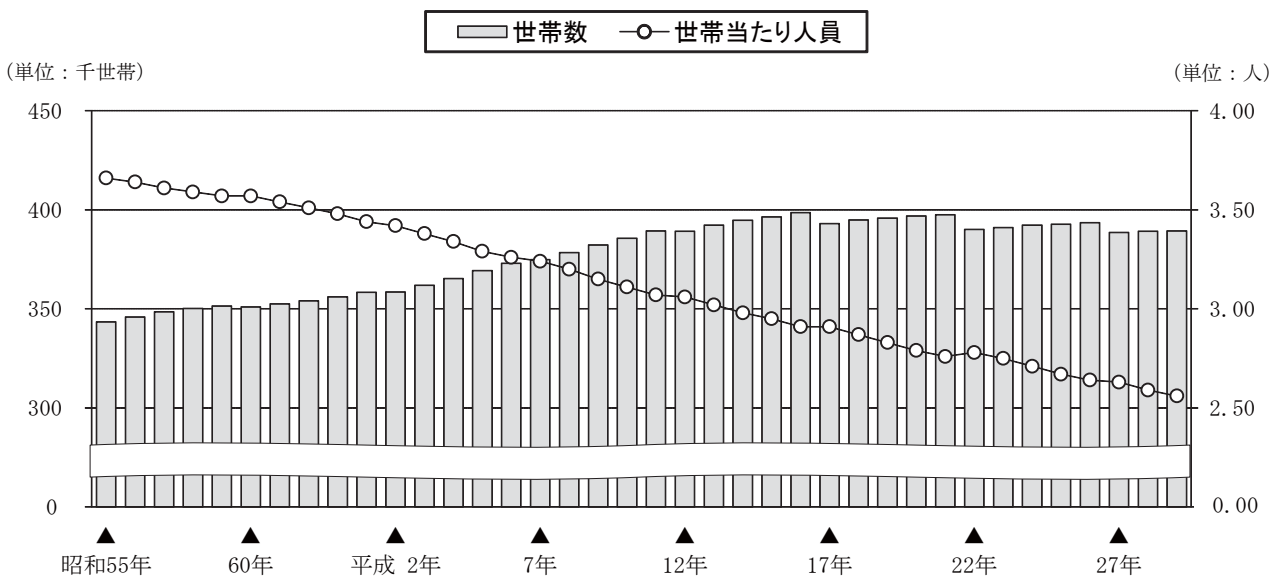
注) 1 表中二重線から上の数値は国勢調査による。

なお、世帯増減数及び世帯増減率は、前回国勢調査との比較による。

2 表中二重線から下の数値は秋田県年齢別人口流動調査による。(ただし世帯数※は平成27年国勢調査)

なお、世帯増減数は、1年間に住民基本台帳登録等のあった数であり、各年とも県算出による。

図15 世帯数及び1世帯当たり人員の推移（各年10月1日現在）



II 統計表

第1表 市町村別男女別人口

平成29年10月1日現在

| 区 分 | 人 口 (人) | | | 構成比率 (%) |
|-------|---------|---------|---------|-------------|
| | 男 | 女 | 総 計 | |
| 県 計 | 467,657 | 527,717 | 995,374 | ***** |
| 市 郡 計 | 467,668 | 527,712 | 995,380 | 100.0 |
| 市 部 計 | 423,847 | 478,123 | 901,970 | 90.6 |
| 郡 部 計 | 43,821 | 49,589 | 93,410 | 9.4 |
| 秋 田 市 | 146,631 | 164,547 | 311,178 | 31.3 |
| 能 代 市 | 24,316 | 28,542 | 52,858 | 5.3 |
| 横 手 市 | 41,985 | 47,429 | 89,414 | 9.0 |
| 大 館 市 | 33,719 | 38,470 | 72,189 | 7.3 |
| 男 鹿 市 | 12,767 | 14,374 | 27,141 | 2.7 |
| 湯 沢 市 | 21,338 | 23,485 | 44,823 | 4.5 |
| 鹿 角 市 | 14,454 | 16,458 | 30,912 | 3.1 |
| 由利本荘市 | 37,080 | 40,647 | 77,727 | 7.8 |
| 潟 上 市 | 15,318 | 17,216 | 32,534 | 3.3 |
| 大 仙 市 | 37,500 | 42,899 | 80,399 | 8.1 |
| 北秋田 市 | 14,912 | 17,000 | 31,912 | 3.2 |
| にかほ 市 | 11,597 | 12,854 | 24,451 | 2.5 |
| 仙 北 市 | 12,230 | 14,202 | 26,432 | 2.7 |
| 鹿 角 郡 | 2,361 | 2,717 | 5,078 | 0.5 |
| 小 坂 町 | 2,361 | 2,717 | 5,078 | 0.5 |
| 北秋田 郡 | 1,049 | 1,194 | 2,243 | 0.2 |
| 上小阿仁村 | 1,049 | 1,194 | 2,243 | 0.2 |
| 山 本 郡 | 12,317 | 14,221 | 26,538 | 2.7 |
| 藤 里 町 | 1,536 | 1,670 | 3,206 | 0.3 |
| 三 種 町 | 7,507 | 8,830 | 16,337 | 1.6 |
| 八 峰 町 | 3,274 | 3,721 | 6,995 | 0.7 |
| 南秋田 郡 | 10,675 | 12,092 | 22,767 | 2.3 |
| 五城目 町 | 4,204 | 4,823 | 9,027 | 0.9 |
| 八郎潟 町 | 2,694 | 3,189 | 5,883 | 0.6 |
| 井 川 町 | 2,244 | 2,543 | 4,787 | 0.5 |
| 大 潟 村 | 1,533 | 1,537 | 3,070 | 0.3 |
| 仙 北 郡 | 9,160 | 10,401 | 19,561 | 2.0 |
| 美 郷 町 | 9,160 | 10,401 | 19,561 | 2.0 |
| 雄 勝 郡 | 8,259 | 8,964 | 17,223 | 1.7 |
| 羽 後 町 | 7,038 | 7,625 | 14,663 | 1.5 |
| 東成瀬 村 | 1,221 | 1,339 | 2,560 | 0.3 |

注) 県計は、県内市町村間の移動数を除いて算出しているため、市町村の合計(市郡計)とは一致しない。

第2表 市町村別年齢5歳階級別人口 その1 (男女計)

平成29年10月1日現在

| | 0～4歳 | 5～9歳 | 10～14歳 | 15～19歳 | 20～24歳 | 25～29歳 | 30～34歳 | 35～39歳 | 40～44歳 |
|-------|--------|--------|--------|--------|--------|--------|--------|--------|--------|
| 県計 | 28,534 | 33,830 | 38,038 | 42,169 | 29,199 | 33,922 | 43,586 | 53,114 | 61,976 |
| 市郡計 | 28,534 | 33,830 | 38,036 | 42,163 | 29,185 | 33,939 | 43,586 | 53,112 | 61,973 |
| 市部計 | 26,307 | 31,070 | 34,701 | 38,313 | 27,288 | 31,312 | 39,947 | 48,832 | 57,008 |
| 郡部計 | 2,227 | 2,760 | 3,335 | 3,850 | 1,897 | 2,627 | 3,639 | 4,280 | 4,965 |
| 秋田市 | 10,217 | 11,308 | 12,167 | 13,938 | 13,589 | 12,784 | 14,680 | 18,034 | 21,835 |
| 能代市 | 1,255 | 1,533 | 1,921 | 2,130 | 962 | 1,456 | 2,063 | 2,577 | 3,163 |
| 横手市 | 2,544 | 3,171 | 3,565 | 3,779 | 1,679 | 2,728 | 4,036 | 4,950 | 5,241 |
| 大館市 | 2,014 | 2,456 | 2,733 | 2,909 | 1,886 | 2,440 | 3,110 | 3,745 | 4,460 |
| 男鹿市 | 549 | 673 | 817 | 910 | 624 | 665 | 968 | 1,279 | 1,370 |
| 湯沢市 | 1,137 | 1,386 | 1,605 | 1,884 | 853 | 1,346 | 1,835 | 2,163 | 2,613 |
| 鹿角市 | 848 | 1,134 | 1,212 | 1,314 | 624 | 977 | 1,199 | 1,631 | 1,833 |
| 由利本荘市 | 2,255 | 2,833 | 3,032 | 3,333 | 2,456 | 2,766 | 3,682 | 4,210 | 4,818 |
| 潟上市 | 1,023 | 1,145 | 1,371 | 1,514 | 1,111 | 1,102 | 1,453 | 1,825 | 2,218 |
| 大仙市 | 2,414 | 2,787 | 3,119 | 3,237 | 1,939 | 2,725 | 3,688 | 4,424 | 4,794 |
| 北秋田市 | 734 | 930 | 1,079 | 1,235 | 570 | 864 | 1,135 | 1,342 | 1,690 |
| にかほ市 | 663 | 852 | 1,071 | 1,101 | 484 | 758 | 1,028 | 1,278 | 1,514 |
| 仙北市 | 654 | 862 | 1,009 | 1,029 | 511 | 701 | 1,070 | 1,374 | 1,459 |
| 鹿角郡 | 103 | 141 | 177 | 225 | 72 | 120 | 162 | 212 | 252 |
| 小坂町 | 103 | 141 | 177 | 225 | 72 | 120 | 162 | 212 | 252 |
| 北秋田郡 | 37 | 40 | 52 | 61 | 32 | 43 | 52 | 83 | 84 |
| 上小阿仁村 | 37 | 40 | 52 | 61 | 32 | 43 | 52 | 83 | 84 |
| 山本郡 | 540 | 698 | 861 | 1,039 | 445 | 678 | 907 | 1,109 | 1,382 |
| 藤里町 | 66 | 82 | 99 | 114 | 50 | 73 | 111 | 128 | 146 |
| 三種町 | 362 | 426 | 529 | 657 | 287 | 450 | 580 | 712 | 838 |
| 八峰町 | 112 | 190 | 233 | 268 | 108 | 155 | 216 | 269 | 398 |
| 南秋田郡 | 541 | 661 | 816 | 1,019 | 629 | 624 | 829 | 1,015 | 1,240 |
| 五城目町 | 211 | 236 | 261 | 331 | 205 | 258 | 313 | 393 | 470 |
| 八郎潟町 | 135 | 154 | 221 | 234 | 119 | 154 | 255 | 284 | 301 |
| 井川町 | 92 | 131 | 180 | 224 | 119 | 135 | 157 | 200 | 277 |
| 大潟村 | 103 | 140 | 154 | 230 | 186 | 77 | 104 | 138 | 192 |
| 仙北郡 | 539 | 637 | 809 | 799 | 443 | 616 | 896 | 1,031 | 1,111 |
| 美郷町 | 539 | 637 | 809 | 799 | 443 | 616 | 896 | 1,031 | 1,111 |
| 雄勝郡 | 467 | 583 | 620 | 707 | 276 | 546 | 793 | 830 | 896 |
| 羽後町 | 398 | 499 | 520 | 588 | 234 | 475 | 680 | 697 | 769 |
| 東成瀬村 | 69 | 84 | 100 | 119 | 42 | 71 | 113 | 133 | 127 |

注) 県計は、県内市町村間の移動数を除いて算出しているため、市町村の合計(市郡計)とは一致しない。

(単位：人)

| 45～49歳 | 50～54歳 | 55～59歳 | 60～64歳 | 65～69歳 | 70～74歳 | 75～79歳 | 80歳以上 | 年齢不詳 | 計 | |
|--------|--------|--------|--------|--------|--------|--------|---------|-------|---------|-------|
| 60,856 | 59,972 | 70,210 | 80,352 | 93,822 | 67,008 | 63,521 | 126,725 | 8,540 | 995,374 | 県計 |
| 60,866 | 59,969 | 70,208 | 80,360 | 93,826 | 67,000 | 63,526 | 126,727 | 8,540 | 995,380 | 市郡計 |
| 55,665 | 54,363 | 63,207 | 71,897 | 84,221 | 60,380 | 56,666 | 112,305 | 8,488 | 901,970 | 市部計 |
| 5,201 | 5,606 | 7,001 | 8,463 | 9,605 | 6,620 | 6,860 | 14,422 | 52 | 93,410 | 郡部計 |
| 21,269 | 19,302 | 21,147 | 22,609 | 26,531 | 19,220 | 16,587 | 29,983 | 5,978 | 311,178 | 秋田市 |
| 3,234 | 3,139 | 3,615 | 4,128 | 5,213 | 3,970 | 3,757 | 7,502 | 1,240 | 52,858 | 能代市 |
| 5,157 | 5,216 | 6,514 | 7,682 | 8,545 | 5,836 | 5,800 | 12,667 | 304 | 89,414 | 横手市 |
| 4,274 | 4,280 | 5,073 | 5,602 | 6,829 | 5,169 | 5,000 | 9,985 | 224 | 72,189 | 大館市 |
| 1,393 | 1,537 | 1,955 | 2,457 | 3,141 | 2,352 | 2,131 | 4,307 | 13 | 27,141 | 男鹿市 |
| 2,688 | 2,831 | 3,538 | 4,019 | 4,288 | 3,135 | 2,987 | 6,462 | 53 | 44,823 | 湯沢市 |
| 1,716 | 1,778 | 2,151 | 2,498 | 2,985 | 2,221 | 2,190 | 4,547 | 54 | 30,912 | 鹿角市 |
| 4,390 | 4,506 | 5,288 | 6,569 | 7,492 | 4,826 | 4,955 | 9,923 | 393 | 77,727 | 由利本荘市 |
| 2,124 | 2,171 | 2,115 | 2,516 | 3,108 | 2,246 | 1,994 | 3,472 | 26 | 32,534 | 潟上市 |
| 4,686 | 4,766 | 5,774 | 6,897 | 7,553 | 5,267 | 5,182 | 11,112 | 35 | 80,399 | 大仙市 |
| 1,759 | 1,879 | 2,425 | 2,676 | 3,319 | 2,485 | 2,512 | 5,166 | 112 | 31,912 | 北秋田市 |
| 1,475 | 1,567 | 1,704 | 2,007 | 2,428 | 1,739 | 1,635 | 3,124 | 23 | 24,451 | にかほ市 |
| 1,500 | 1,391 | 1,908 | 2,237 | 2,789 | 1,914 | 1,936 | 4,055 | 33 | 26,432 | 仙北市 |
| 302 | 360 | 355 | 402 | 521 | 415 | 441 | 812 | 6 | 5,078 | 鹿角郡 |
| 302 | 360 | 355 | 402 | 521 | 415 | 441 | 812 | 6 | 5,078 | 小坂町 |
| 133 | 135 | 156 | 193 | 235 | 189 | 210 | 508 | 0 | 2,243 | 北秋田郡 |
| 133 | 135 | 156 | 193 | 235 | 189 | 210 | 508 | 0 | 2,243 | 上小阿仁村 |
| 1,459 | 1,547 | 2,055 | 2,419 | 2,973 | 1,987 | 2,120 | 4,317 | 2 | 26,538 | 山本郡 |
| 197 | 162 | 216 | 301 | 362 | 265 | 281 | 553 | 0 | 3,206 | 藤里町 |
| 882 | 947 | 1,286 | 1,512 | 1,770 | 1,190 | 1,280 | 2,627 | 2 | 16,337 | 三種町 |
| 380 | 438 | 553 | 606 | 841 | 532 | 559 | 1,137 | 0 | 6,995 | 八峰町 |
| 1,354 | 1,367 | 1,527 | 1,964 | 2,323 | 1,762 | 1,718 | 3,348 | 30 | 22,767 | 南秋田郡 |
| 481 | 512 | 601 | 853 | 936 | 754 | 770 | 1,440 | 2 | 9,027 | 五城目町 |
| 331 | 347 | 429 | 542 | 643 | 448 | 403 | 857 | 26 | 5,883 | 八郎潟町 |
| 290 | 298 | 329 | 429 | 508 | 339 | 323 | 755 | 1 | 4,787 | 井川町 |
| 252 | 210 | 168 | 140 | 236 | 221 | 222 | 296 | 1 | 3,070 | 大潟村 |
| 1,066 | 1,097 | 1,497 | 1,803 | 1,876 | 1,254 | 1,267 | 2,820 | 0 | 19,561 | 仙北郡 |
| 1,066 | 1,097 | 1,497 | 1,803 | 1,876 | 1,254 | 1,267 | 2,820 | 0 | 19,561 | 美郷町 |
| 887 | 1,100 | 1,411 | 1,682 | 1,677 | 1,013 | 1,104 | 2,617 | 14 | 17,223 | 雄勝郡 |
| 778 | 948 | 1,206 | 1,439 | 1,423 | 858 | 929 | 2,208 | 14 | 14,663 | 羽後町 |
| 109 | 152 | 205 | 243 | 254 | 155 | 175 | 409 | 0 | 2,560 | 東成瀬村 |

第2表 市町村別年齢5歳階級別人口 その2 (男)

平成29年10月1日現在

| | 0歳～4歳 | 5歳～9歳 | 10歳～14歳 | 15歳～19歳 | 20歳～24歳 | 25歳～29歳 | 30歳～34歳 | 35歳～39歳 | 40歳～44歳 |
|-------|--------|--------|---------|---------|---------|---------|---------|---------|---------|
| 県計 | 14,565 | 17,257 | 19,412 | 21,435 | 15,687 | 17,442 | 22,076 | 27,048 | 31,327 |
| 市郡計 | 14,564 | 17,261 | 19,410 | 21,437 | 15,676 | 17,447 | 22,079 | 27,047 | 31,325 |
| 市部計 | 13,414 | 15,876 | 17,689 | 19,491 | 14,556 | 16,018 | 20,145 | 24,846 | 28,750 |
| 郡部計 | 1,150 | 1,385 | 1,721 | 1,946 | 1,120 | 1,429 | 1,934 | 2,201 | 2,575 |
| 秋田市 | 5,201 | 5,720 | 6,148 | 7,023 | 6,976 | 6,262 | 7,094 | 8,851 | 10,771 |
| 能代市 | 658 | 774 | 995 | 1,114 | 528 | 747 | 1,080 | 1,303 | 1,588 |
| 横手市 | 1,238 | 1,667 | 1,820 | 1,933 | 832 | 1,404 | 2,071 | 2,601 | 2,616 |
| 大館市 | 1,047 | 1,303 | 1,401 | 1,456 | 947 | 1,297 | 1,615 | 1,925 | 2,312 |
| 男鹿市 | 286 | 341 | 409 | 478 | 345 | 337 | 482 | 677 | 745 |
| 湯沢市 | 602 | 710 | 842 | 983 | 470 | 698 | 973 | 1,148 | 1,314 |
| 鹿角市 | 441 | 542 | 620 | 702 | 364 | 546 | 611 | 858 | 967 |
| 由利本荘市 | 1,148 | 1,478 | 1,522 | 1,694 | 1,558 | 1,477 | 1,932 | 2,232 | 2,475 |
| 潟上市 | 523 | 619 | 730 | 775 | 582 | 536 | 716 | 920 | 1,118 |
| 大仙市 | 1,256 | 1,407 | 1,601 | 1,664 | 1,017 | 1,405 | 1,874 | 2,281 | 2,418 |
| 北秋田市 | 377 | 481 | 535 | 605 | 349 | 490 | 605 | 710 | 891 |
| にかほ市 | 311 | 416 | 560 | 541 | 309 | 450 | 554 | 649 | 783 |
| 仙北市 | 326 | 418 | 506 | 523 | 279 | 369 | 538 | 691 | 752 |
| 鹿角郡 | 59 | 61 | 93 | 119 | 46 | 65 | 86 | 109 | 128 |
| 小坂町 | 59 | 61 | 93 | 119 | 46 | 65 | 86 | 109 | 128 |
| 北秋田郡 | 20 | 21 | 25 | 32 | 22 | 27 | 35 | 45 | 43 |
| 上小阿仁村 | 20 | 21 | 25 | 32 | 22 | 27 | 35 | 45 | 43 |
| 山本郡 | 254 | 341 | 431 | 514 | 281 | 359 | 474 | 585 | 715 |
| 藤里町 | 36 | 41 | 37 | 66 | 39 | 41 | 55 | 73 | 87 |
| 三種町 | 161 | 202 | 273 | 322 | 168 | 229 | 303 | 369 | 418 |
| 八峰町 | 57 | 98 | 121 | 126 | 74 | 89 | 116 | 143 | 210 |
| 南秋田郡 | 285 | 330 | 423 | 499 | 357 | 363 | 437 | 517 | 647 |
| 五城目町 | 108 | 115 | 132 | 178 | 115 | 139 | 160 | 200 | 237 |
| 八郎潟町 | 66 | 71 | 118 | 101 | 69 | 83 | 136 | 160 | 155 |
| 井川町 | 49 | 71 | 88 | 111 | 60 | 86 | 84 | 95 | 149 |
| 大潟村 | 62 | 73 | 85 | 109 | 113 | 55 | 57 | 62 | 106 |
| 仙北郡 | 278 | 328 | 419 | 426 | 249 | 313 | 469 | 528 | 572 |
| 美郷町 | 278 | 328 | 419 | 426 | 249 | 313 | 469 | 528 | 572 |
| 雄勝郡 | 254 | 304 | 330 | 356 | 165 | 302 | 433 | 417 | 470 |
| 羽後町 | 218 | 251 | 277 | 300 | 144 | 266 | 366 | 343 | 410 |
| 東成瀬村 | 36 | 53 | 53 | 56 | 21 | 36 | 67 | 74 | 60 |

注) 県計は、県内市町村間の移動数を除いて算出しているため、市町村の合計(市郡計)とは一致しない。

(単位：人)

| 45歳～49歳 | 50歳～54歳 | 55歳～59歳 | 60歳～64歳 | 65歳～69歳 | 70歳～74歳 | 75歳～79歳 | 80歳以上 | 年齢不詳 | 計 | |
|---------|---------|---------|---------|---------|---------|---------|--------|-------|---------|-------|
| 29,963 | 29,312 | 34,201 | 38,983 | 45,134 | 30,663 | 26,402 | 41,969 | 4,781 | 467,657 | 県 計 |
| 29,969 | 29,314 | 34,199 | 38,991 | 45,136 | 30,661 | 26,404 | 41,967 | 4,781 | 467,668 | 市 郡 計 |
| 27,407 | 26,548 | 30,719 | 34,791 | 40,379 | 27,585 | 23,587 | 37,300 | 4,746 | 423,847 | 市 部 計 |
| 2,562 | 2,766 | 3,480 | 4,200 | 4,757 | 3,076 | 2,817 | 4,667 | 35 | 43,821 | 郡 部 計 |
| 10,378 | 9,235 | 10,061 | 10,824 | 12,521 | 8,839 | 7,163 | 10,141 | 3,423 | 146,631 | 秋 田 市 |
| 1,591 | 1,550 | 1,735 | 1,975 | 2,439 | 1,697 | 1,484 | 2,465 | 593 | 24,316 | 能 代 市 |
| 2,578 | 2,577 | 3,165 | 3,691 | 4,164 | 2,703 | 2,513 | 4,222 | 190 | 41,985 | 横 手 市 |
| 2,109 | 2,104 | 2,487 | 2,766 | 3,237 | 2,301 | 2,025 | 3,267 | 120 | 33,719 | 大 館 市 |
| 697 | 770 | 952 | 1,218 | 1,548 | 1,113 | 898 | 1,465 | 6 | 12,767 | 男 鹿 市 |
| 1,330 | 1,422 | 1,817 | 2,001 | 2,047 | 1,435 | 1,269 | 2,243 | 34 | 21,338 | 湯 沢 市 |
| 854 | 896 | 1,063 | 1,237 | 1,473 | 961 | 860 | 1,430 | 29 | 14,454 | 鹿 角 市 |
| 2,178 | 2,207 | 2,573 | 3,205 | 3,698 | 2,255 | 2,024 | 3,218 | 206 | 37,080 | 由利本荘市 |
| 991 | 1,051 | 1,059 | 1,209 | 1,457 | 1,051 | 822 | 1,141 | 18 | 15,318 | 潟 上 市 |
| 2,293 | 2,318 | 2,846 | 3,272 | 3,729 | 2,396 | 2,040 | 3,659 | 24 | 37,500 | 大 仙 市 |
| 900 | 967 | 1,194 | 1,321 | 1,593 | 1,110 | 1,019 | 1,705 | 60 | 14,912 | 北秋田 市 |
| 741 | 784 | 835 | 981 | 1,150 | 801 | 686 | 1,027 | 19 | 11,597 | にかほ 市 |
| 767 | 667 | 932 | 1,091 | 1,323 | 923 | 784 | 1,317 | 24 | 12,230 | 仙 北 市 |
| 157 | 185 | 189 | 190 | 258 | 193 | 173 | 246 | 4 | 2,361 | 鹿 角 郡 |
| 157 | 185 | 189 | 190 | 258 | 193 | 173 | 246 | 4 | 2,361 | 小 坂 町 |
| 73 | 71 | 83 | 107 | 119 | 83 | 85 | 158 | 0 | 1,049 | 北秋田 郡 |
| 73 | 71 | 83 | 107 | 119 | 83 | 85 | 158 | 0 | 1,049 | 上小阿仁村 |
| 725 | 773 | 1,033 | 1,206 | 1,483 | 899 | 875 | 1,368 | 1 | 12,317 | 山 本 郡 |
| 102 | 78 | 120 | 146 | 178 | 122 | 125 | 190 | 0 | 1,536 | 藤 里 町 |
| 437 | 473 | 629 | 748 | 879 | 545 | 524 | 826 | 1 | 7,507 | 三 種 町 |
| 186 | 222 | 284 | 312 | 426 | 232 | 226 | 352 | 0 | 3,274 | 八 峰 町 |
| 668 | 677 | 733 | 972 | 1,124 | 804 | 703 | 1,117 | 19 | 10,675 | 南秋田 郡 |
| 248 | 266 | 279 | 420 | 472 | 337 | 303 | 493 | 2 | 4,204 | 五城目 町 |
| 155 | 165 | 203 | 264 | 303 | 216 | 157 | 257 | 15 | 2,694 | 八郎潟 町 |
| 144 | 142 | 158 | 222 | 248 | 153 | 137 | 246 | 1 | 2,244 | 井 川 町 |
| 121 | 104 | 93 | 66 | 101 | 98 | 106 | 121 | 1 | 1,533 | 大 潟 村 |
| 521 | 529 | 718 | 880 | 914 | 587 | 525 | 904 | 0 | 9,160 | 仙 北 郡 |
| 521 | 529 | 718 | 880 | 914 | 587 | 525 | 904 | 0 | 9,160 | 美 郷 町 |
| 418 | 531 | 724 | 845 | 859 | 510 | 456 | 874 | 11 | 8,259 | 雄 勝 郡 |
| 369 | 452 | 618 | 713 | 735 | 429 | 392 | 744 | 11 | 7,038 | 羽 後 町 |
| 49 | 79 | 106 | 132 | 124 | 81 | 64 | 130 | 0 | 1,221 | 東成瀬 村 |

第2表 市町村別年齢5歳階級別人口 その3 (女)

平成29年10月1日現在

| | 0歳～4歳 | 5歳～9歳 | 10歳～14歳 | 15歳～19歳 | 20歳～24歳 | 25歳～29歳 | 30歳～34歳 | 35歳～39歳 | 40歳～44歳 |
|-------|--------|--------|---------|---------|---------|---------|---------|---------|---------|
| 県計 | 13,969 | 16,573 | 18,626 | 20,734 | 13,512 | 16,480 | 21,510 | 26,066 | 30,649 |
| 市郡計 | 13,970 | 16,569 | 18,626 | 20,726 | 13,509 | 16,492 | 21,507 | 26,065 | 30,648 |
| 市部計 | 12,893 | 15,194 | 17,012 | 18,822 | 12,732 | 15,294 | 19,802 | 23,986 | 28,258 |
| 郡部計 | 1,077 | 1,375 | 1,614 | 1,904 | 777 | 1,198 | 1,705 | 2,079 | 2,390 |
| 秋田市 | 5,016 | 5,588 | 6,019 | 6,915 | 6,613 | 6,522 | 7,586 | 9,183 | 11,064 |
| 能代市 | 597 | 759 | 926 | 1,016 | 434 | 709 | 983 | 1,274 | 1,575 |
| 横手市 | 1,306 | 1,504 | 1,745 | 1,846 | 847 | 1,324 | 1,965 | 2,349 | 2,625 |
| 大館市 | 967 | 1,153 | 1,332 | 1,453 | 939 | 1,143 | 1,495 | 1,820 | 2,148 |
| 男鹿市 | 263 | 332 | 408 | 432 | 279 | 328 | 486 | 602 | 625 |
| 湯沢市 | 535 | 676 | 763 | 901 | 383 | 648 | 862 | 1,015 | 1,299 |
| 鹿角市 | 407 | 592 | 592 | 612 | 260 | 431 | 588 | 773 | 866 |
| 由利本荘市 | 1,107 | 1,355 | 1,510 | 1,639 | 898 | 1,289 | 1,750 | 1,978 | 2,343 |
| 潟上市 | 500 | 526 | 641 | 739 | 529 | 566 | 737 | 905 | 1,100 |
| 大仙市 | 1,158 | 1,380 | 1,518 | 1,573 | 922 | 1,320 | 1,814 | 2,143 | 2,376 |
| 北秋田市 | 357 | 449 | 544 | 630 | 221 | 374 | 530 | 632 | 799 |
| にかほ市 | 352 | 436 | 511 | 560 | 175 | 308 | 474 | 629 | 731 |
| 仙北市 | 328 | 444 | 503 | 506 | 232 | 332 | 532 | 683 | 707 |
| 鹿角郡 | 44 | 80 | 84 | 106 | 26 | 55 | 76 | 103 | 124 |
| 小坂町 | 44 | 80 | 84 | 106 | 26 | 55 | 76 | 103 | 124 |
| 北秋田郡 | 17 | 19 | 27 | 29 | 10 | 16 | 17 | 38 | 41 |
| 上小阿仁村 | 17 | 19 | 27 | 29 | 10 | 16 | 17 | 38 | 41 |
| 山本郡 | 286 | 357 | 430 | 525 | 164 | 319 | 433 | 524 | 667 |
| 藤里町 | 30 | 41 | 62 | 48 | 11 | 32 | 56 | 55 | 59 |
| 三種町 | 201 | 224 | 256 | 335 | 119 | 221 | 277 | 343 | 420 |
| 八峰町 | 55 | 92 | 112 | 142 | 34 | 66 | 100 | 126 | 188 |
| 南秋田郡 | 256 | 331 | 393 | 520 | 272 | 261 | 392 | 498 | 593 |
| 五城目町 | 103 | 121 | 129 | 153 | 90 | 119 | 153 | 193 | 233 |
| 八郎潟町 | 69 | 83 | 103 | 133 | 50 | 71 | 119 | 124 | 146 |
| 井川町 | 43 | 60 | 92 | 113 | 59 | 49 | 73 | 105 | 128 |
| 大潟村 | 41 | 67 | 69 | 121 | 73 | 22 | 47 | 76 | 86 |
| 仙北郡 | 261 | 309 | 390 | 373 | 194 | 303 | 427 | 503 | 539 |
| 美郷町 | 261 | 309 | 390 | 373 | 194 | 303 | 427 | 503 | 539 |
| 雄勝郡 | 213 | 279 | 290 | 351 | 111 | 244 | 360 | 413 | 426 |
| 羽後町 | 180 | 248 | 243 | 288 | 90 | 209 | 314 | 354 | 359 |
| 東成瀬村 | 33 | 31 | 47 | 63 | 21 | 35 | 46 | 59 | 67 |

注) 県計は、県内市町村間の移動数を除いて算出しているため、市町村の合計(市郡計)とは一致しない。

(単位：人)

| 45歳～49歳 | 50歳～54歳 | 55歳～59歳 | 60歳～64歳 | 65歳～69歳 | 70歳～74歳 | 75歳～79歳 | 80歳以上 | 年齢不詳 | 計 | |
|---------|---------|---------|---------|---------|---------|---------|--------|-------|---------|-------|
| 30,893 | 30,660 | 36,009 | 41,369 | 48,688 | 36,345 | 37,119 | 84,756 | 3,759 | 527,717 | 県 計 |
| 30,897 | 30,655 | 36,009 | 41,369 | 48,690 | 36,339 | 37,122 | 84,760 | 3,759 | 527,712 | 市 郡 計 |
| 28,258 | 27,815 | 32,488 | 37,106 | 43,842 | 32,795 | 33,079 | 75,005 | 3,742 | 478,123 | 市 部 計 |
| 2,639 | 2,840 | 3,521 | 4,263 | 4,848 | 3,544 | 4,043 | 9,755 | 17 | 49,589 | 郡 部 計 |
| 10,891 | 10,067 | 11,086 | 11,785 | 14,010 | 10,381 | 9,424 | 19,842 | 2,555 | 164,547 | 秋 田 市 |
| 1,643 | 1,589 | 1,880 | 2,153 | 2,774 | 2,273 | 2,273 | 5,037 | 647 | 28,542 | 能 代 市 |
| 2,579 | 2,639 | 3,349 | 3,991 | 4,381 | 3,133 | 3,287 | 8,445 | 114 | 47,429 | 横 手 市 |
| 2,165 | 2,176 | 2,586 | 2,836 | 3,592 | 2,868 | 2,975 | 6,718 | 104 | 38,470 | 大 館 市 |
| 696 | 767 | 1,003 | 1,239 | 1,593 | 1,239 | 1,233 | 2,842 | 7 | 14,374 | 男 鹿 市 |
| 1,358 | 1,409 | 1,721 | 2,018 | 2,241 | 1,700 | 1,718 | 4,219 | 19 | 23,485 | 湯 沢 市 |
| 862 | 882 | 1,088 | 1,261 | 1,512 | 1,260 | 1,330 | 3,117 | 25 | 16,458 | 鹿 角 市 |
| 2,212 | 2,299 | 2,715 | 3,364 | 3,794 | 2,571 | 2,931 | 6,705 | 187 | 40,647 | 由利本荘市 |
| 1,133 | 1,120 | 1,056 | 1,307 | 1,651 | 1,195 | 1,172 | 2,331 | 8 | 17,216 | 潟 上 市 |
| 2,393 | 2,448 | 2,928 | 3,625 | 3,824 | 2,871 | 3,142 | 7,453 | 11 | 42,899 | 大 仙 市 |
| 859 | 912 | 1,231 | 1,355 | 1,726 | 1,375 | 1,493 | 3,461 | 52 | 17,000 | 北秋田市 |
| 734 | 783 | 869 | 1,026 | 1,278 | 938 | 949 | 2,097 | 4 | 12,854 | にかほ市 |
| 733 | 724 | 976 | 1,146 | 1,466 | 991 | 1,152 | 2,738 | 9 | 14,202 | 仙 北 市 |
| 145 | 175 | 166 | 212 | 263 | 222 | 268 | 566 | 2 | 2,717 | 鹿 角 郡 |
| 145 | 175 | 166 | 212 | 263 | 222 | 268 | 566 | 2 | 2,717 | 小 坂 町 |
| 60 | 64 | 73 | 86 | 116 | 106 | 125 | 350 | 0 | 1,194 | 北秋田 郡 |
| 60 | 64 | 73 | 86 | 116 | 106 | 125 | 350 | 0 | 1,194 | 上小阿仁村 |
| 734 | 774 | 1,022 | 1,213 | 1,490 | 1,088 | 1,245 | 2,949 | 1 | 14,221 | 山 本 郡 |
| 95 | 84 | 96 | 155 | 184 | 143 | 156 | 363 | 0 | 1,670 | 藤 里 町 |
| 445 | 474 | 657 | 764 | 891 | 645 | 756 | 1,801 | 1 | 8,830 | 三 種 町 |
| 194 | 216 | 269 | 294 | 415 | 300 | 333 | 785 | 0 | 3,721 | 八 峰 町 |
| 686 | 690 | 794 | 992 | 1,199 | 958 | 1,015 | 2,231 | 11 | 12,092 | 南秋田 郡 |
| 233 | 246 | 322 | 433 | 464 | 417 | 467 | 947 | 0 | 4,823 | 五城目 町 |
| 176 | 182 | 226 | 278 | 340 | 232 | 246 | 600 | 11 | 3,189 | 八郎潟 町 |
| 146 | 156 | 171 | 207 | 260 | 186 | 186 | 509 | 0 | 2,543 | 井 川 町 |
| 131 | 106 | 75 | 74 | 135 | 123 | 116 | 175 | 0 | 1,537 | 大 潟 村 |
| 545 | 568 | 779 | 923 | 962 | 667 | 742 | 1,916 | 0 | 10,401 | 仙 北 郡 |
| 545 | 568 | 779 | 923 | 962 | 667 | 742 | 1,916 | 0 | 10,401 | 美 郷 町 |
| 469 | 569 | 687 | 837 | 818 | 503 | 648 | 1,743 | 3 | 8,964 | 雄 勝 郡 |
| 409 | 496 | 588 | 726 | 688 | 429 | 537 | 1,464 | 3 | 7,625 | 羽 後 町 |
| 60 | 73 | 99 | 111 | 130 | 74 | 111 | 279 | 0 | 1,339 | 東成瀬 村 |

第3表 年齢別人口及び人口動態

| 年 齢 | 平成29年10月1日 現在の人口 | | | 平成28年10月から平成29年9月までの人口動向 | | | | | | | | | | | | 平成28年10月1日 現在の人口 | |
|-------|---------------------|---------|---------|--------------------------|-------|-------|-------|-------|-------|-------|-------|-------|-------|--------|--------|---------------------|---------|
| | | | | 転 入 | | | | 転 出 | | | | 死 亡 | | 差引増減 | | | |
| | 総数 | 男 | 女 | (県 内) | | 県 外 | | (県 内) | | 県 外 | | 男 | 女 | 男 | 女 | 男 | 女 |
| 総 数 | 995,374 | 467,657 | 527,717 | 5,018 | 4,955 | 7,023 | 5,475 | 5,033 | 4,980 | 8,736 | 8,015 | 7,583 | 7,910 | -6,558 | -7,727 | 474,215 | 535,444 |
| 0～4 | 28,534 | 14,565 | 13,969 | 358 | 360 | 364 | 326 | 358 | 355 | 329 | 339 | 9 | 7 | 2,764 | 2,703 | 11,801 | 11,266 |
| 0 | 5,448 | 2,738 | 2,710 | 58 | 55 | 57 | 42 | 56 | 56 | 50 | 51 | 7 | 4 | 2,738 | 2,710 | 0 | 0 |
| 1 | 5,755 | 2,923 | 2,832 | 111 | 116 | 98 | 82 | 112 | 115 | 76 | 89 | 1 | 2 | 21 | -9 | 2,902 | 2,841 |
| 2 | 5,549 | 2,849 | 2,700 | 67 | 88 | 77 | 69 | 67 | 85 | 72 | 74 | | 1 | 5 | -6 | 2,844 | 2,706 |
| 3 | 5,748 | 2,995 | 2,753 | 60 | 52 | 75 | 61 | 61 | 58 | 65 | 69 | 1 | | 9 | -8 | 2,986 | 2,761 |
| 4 | 6,034 | 3,060 | 2,974 | 62 | 49 | 57 | 72 | 62 | 41 | 66 | 56 | | | -9 | 16 | 3,069 | 2,958 |
| 5～9 | 33,830 | 17,257 | 16,573 | 145 | 180 | 191 | 210 | 144 | 184 | 225 | 212 | 1 | 1 | -35 | -3 | 17,292 | 16,576 |
| 5 | 6,352 | 3,192 | 3,160 | 47 | 52 | 46 | 49 | 48 | 58 | 51 | 45 | | | -5 | 4 | 3,197 | 3,156 |
| 6 | 6,568 | 3,323 | 3,245 | 34 | 51 | 54 | 41 | 31 | 50 | 55 | 56 | | | -1 | -15 | 3,324 | 3,260 |
| 7 | 6,744 | 3,503 | 3,241 | 28 | 31 | 41 | 40 | 28 | 32 | 41 | 46 | | | | -6 | 3,503 | 3,247 |
| 8 | 6,906 | 3,542 | 3,364 | 12 | 16 | 24 | 51 | 14 | 17 | 49 | 36 | | 1 | -25 | 14 | 3,567 | 3,350 |
| 9 | 7,260 | 3,697 | 3,563 | 24 | 30 | 26 | 29 | 23 | 27 | 29 | 29 | 1 | | -4 | | 3,701 | 3,563 |
| 10～14 | 38,038 | 19,412 | 18,626 | 99 | 84 | 87 | 118 | 101 | 82 | 120 | 127 | 4 | 2 | -37 | -11 | 19,449 | 18,637 |
| 10 | 7,390 | 3,751 | 3,639 | 21 | 20 | 21 | 38 | 23 | 18 | 32 | 28 | | | -11 | 10 | 3,762 | 3,629 |
| 11 | 7,366 | 3,830 | 3,536 | 14 | 15 | 17 | 24 | 13 | 16 | 23 | 21 | | | -6 | 3 | 3,836 | 3,533 |
| 12 | 7,612 | 3,789 | 3,823 | 28 | 25 | 19 | 24 | 28 | 24 | 28 | 40 | 1 | 1 | -10 | -17 | 3,799 | 3,840 |
| 13 | 7,678 | 3,993 | 3,685 | 21 | 11 | 20 | 21 | 23 | 11 | 22 | 19 | 1 | | -3 | 2 | 3,996 | 3,683 |
| 14 | 7,992 | 4,049 | 3,943 | 15 | 13 | 10 | 11 | 14 | 13 | 15 | 19 | 2 | 1 | -7 | -9 | 4,056 | 3,952 |
| 15～19 | 42,169 | 21,435 | 20,734 | 298 | 212 | 395 | 317 | 299 | 213 | 1,160 | 1,078 | 3 | 5 | -768 | -766 | 22,203 | 21,500 |
| 15 | 8,283 | 4,160 | 4,123 | 21 | 20 | 15 | 11 | 20 | 16 | 24 | 36 | | | -9 | -25 | 4,169 | 4,148 |
| 16 | 8,459 | 4,340 | 4,119 | 28 | 17 | 16 | 7 | 27 | 23 | 16 | 24 | | 1 | | -18 | 4,340 | 4,137 |
| 17 | 9,048 | 4,623 | 4,425 | 15 | 19 | 1 | 4 | 18 | 13 | 10 | 8 | 1 | 1 | -10 | -5 | 4,633 | 4,430 |
| 18 | 8,380 | 4,283 | 4,097 | 125 | 77 | 128 | 109 | 118 | 84 | 519 | 524 | | 3 | -391 | -418 | 4,674 | 4,515 |
| 19 | 7,999 | 4,029 | 3,970 | 109 | 79 | 235 | 186 | 116 | 77 | 591 | 486 | 2 | | -358 | -300 | 4,387 | 4,270 |
| 20～24 | 29,199 | 15,687 | 13,512 | 660 | 802 | 1,425 | 1,141 | 664 | 812 | 2,184 | 2,336 | 12 | 5 | -771 | -1,200 | 16,458 | 14,712 |
| 20 | 6,836 | 3,524 | 3,312 | 92 | 95 | 230 | 183 | 97 | 98 | 337 | 387 | 1 | 3 | -108 | -207 | 3,632 | 3,519 |
| 21 | 5,480 | 2,995 | 2,485 | 100 | 113 | 197 | 207 | 90 | 117 | 375 | 444 | 4 | | -182 | -237 | 3,177 | 2,722 |
| 22 | 5,635 | 3,145 | 2,490 | 153 | 199 | 337 | 268 | 170 | 205 | 490 | 639 | 1 | 2 | -154 | -373 | 3,299 | 2,863 |
| 23 | 5,407 | 2,935 | 2,472 | 164 | 216 | 351 | 279 | 161 | 214 | 592 | 565 | 3 | | -244 | -286 | 3,179 | 2,758 |
| 24 | 5,841 | 3,088 | 2,753 | 151 | 179 | 310 | 204 | 146 | 178 | 390 | 301 | 3 | | -83 | -97 | 3,171 | 2,850 |
| 25～29 | 33,922 | 17,442 | 16,480 | 802 | 877 | 1,110 | 907 | 806 | 877 | 1,240 | 1,023 | 17 | 8 | -147 | -124 | 17,589 | 16,604 |
| 25 | 6,265 | 3,267 | 2,998 | 174 | 165 | 288 | 204 | 170 | 168 | 364 | 285 | 3 | 1 | -79 | -82 | 3,346 | 3,080 |
| 26 | 6,249 | 3,178 | 3,071 | 148 | 184 | 215 | 184 | 149 | 180 | 251 | 196 | | 1 | -36 | -13 | 3,214 | 3,084 |
| 27 | 6,673 | 3,380 | 3,293 | 137 | 167 | 204 | 166 | 147 | 170 | 231 | 195 | 4 | 3 | -31 | -32 | 3,411 | 3,325 |
| 28 | 7,091 | 3,665 | 3,426 | 184 | 173 | 211 | 163 | 168 | 176 | 195 | 158 | 7 | 1 | 9 | 4 | 3,656 | 3,422 |
| 29 | 7,644 | 3,952 | 3,692 | 159 | 188 | 192 | 190 | 172 | 183 | 199 | 189 | 3 | 2 | -10 | -1 | 3,962 | 3,693 |
| 30～34 | 43,586 | 22,076 | 21,510 | 673 | 697 | 802 | 699 | 674 | 705 | 849 | 744 | 20 | 6 | -67 | -51 | 22,143 | 21,561 |
| 30 | 7,964 | 4,022 | 3,942 | 142 | 162 | 181 | 162 | 138 | 162 | 170 | 162 | 2 | 1 | 9 | -1 | 4,013 | 3,943 |
| 31 | 8,107 | 4,029 | 4,078 | 113 | 147 | 174 | 136 | 121 | 142 | 185 | 161 | 2 | | -13 | -25 | 4,042 | 4,103 |
| 32 | 8,708 | 4,458 | 4,250 | 153 | 146 | 153 | 127 | 146 | 160 | 181 | 154 | 8 | | -36 | -27 | 4,494 | 4,277 |
| 33 | 9,321 | 4,786 | 4,535 | 139 | 127 | 148 | 140 | 145 | 126 | 151 | 144 | 4 | 3 | -7 | -7 | 4,793 | 4,542 |
| 34 | 9,486 | 4,781 | 4,705 | 126 | 115 | 146 | 134 | 124 | 115 | 162 | 123 | 4 | 2 | -20 | 9 | 4,801 | 4,696 |
| 35～39 | 53,114 | 27,048 | 26,066 | 514 | 467 | 592 | 486 | 514 | 470 | 617 | 546 | 30 | 16 | -55 | -76 | 27,103 | 26,142 |
| 35 | 9,801 | 4,906 | 4,895 | 114 | 130 | 156 | 123 | 116 | 125 | 139 | 121 | 4 | 3 | 13 | -1 | 4,893 | 4,896 |
| 36 | 9,954 | 5,103 | 4,851 | 97 | 99 | 118 | 107 | 96 | 103 | 127 | 136 | 5 | 2 | -14 | -31 | 5,117 | 4,882 |
| 37 | 10,731 | 5,473 | 5,258 | 115 | 77 | 131 | 93 | 117 | 82 | 119 | 84 | 6 | 2 | 6 | 7 | 5,467 | 5,251 |
| 38 | 11,115 | 5,703 | 5,412 | 105 | 65 | 106 | 92 | 97 | 63 | 115 | 103 | 10 | 3 | -19 | -14 | 5,722 | 5,426 |
| 39 | 11,513 | 5,863 | 5,650 | 83 | 96 | 81 | 71 | 88 | 97 | 117 | 102 | 5 | 6 | -41 | -37 | 5,904 | 5,687 |
| 40～44 | 61,976 | 31,327 | 30,649 | 351 | 277 | 482 | 339 | 359 | 284 | 539 | 411 | 60 | 31 | -117 | -103 | 31,444 | 30,752 |
| 40 | 11,832 | 6,051 | 5,781 | 74 | 56 | 96 | 83 | 77 | 55 | 98 | 96 | 5 | 9 | -7 | -22 | 6,058 | 5,803 |
| 41 | 12,403 | 6,323 | 6,080 | 70 | 56 | 96 | 82 | 70 | 55 | 122 | 93 | 9 | 6 | -35 | -17 | 6,358 | 6,097 |
| 42 | 12,398 | 6,256 | 6,142 | 72 | 48 | 107 | 71 | 73 | 55 | 108 | 83 | 10 | 4 | -11 | -16 | 6,267 | 6,158 |
| 43 | 12,747 | 6,430 | 6,317 | 81 | 67 | 88 | 55 | 78 | 66 | 114 | 71 | 19 | 6 | -45 | -22 | 6,475 | 6,339 |
| 44 | 12,596 | 6,267 | 6,329 | 54 | 50 | 95 | 48 | 61 | 53 | 97 | 68 | 17 | 6 | -19 | -26 | 6,286 | 6,355 |
| 45～49 | 60,856 | 29,963 | 30,893 | 284 | 200 | 438 | 219 | 278 | 195 | 475 | 279 | 81 | 35 | -118 | -95 | 30,081 | 30,988 |
| 45 | 12,460 | 6,171 | 6,289 | 66 | 37 | 97 | 57 | 61 | 34 | 118 | 66 | 15 | 7 | -36 | -16 | 6,207 | 6,305 |
| 46 | 12,080 | 5,937 | 6,143 | 48 | 40 | 76 | 47 | 47 | 40 | 83 | 62 | 17 | 7 | -24 | -22 | 5,961 | 6,165 |
| 47 | 12,209 | 6,053 | 6,156 | 56 | 43 | 95 | 49 | 58 | 46 | 101 | 58 | 15 | 9 | -21 | -18 | 6,074 | 6,174 |
| 48 | 11,977 | 5,906 | 6,071 | 65 | 39 | 89 | 26 | 63 | 39 | 94 | 46 | 13 | 7 | -18 | -27 | 5,924 | 6,098 |
| 49 | 12,130 | 5,896 | 6,234 | 49 | 41 | 81 | 40 | 49 | 36 | 79 | 47 | 21 | 5 | -19 | -12 | 5,915 | 6,246 |

注) 1 「平成29年10月1日現在の人口」は、転入及び転出の県内分を除いて算出している。

2 「0歳」の差引増減は、出生数を含めて算出している。

| 年 齢 | 平成29年10月1日 現在の人口 | | | 平成28年10月から平成29年9月までの人口動向 | | | | | | | | | | | | 平成28年10月1日 現在の人口 | | |
|-------|---------------------|--------|--------|--------------------------|-----|-----|-----|-------|-----|-----|-----|-------|-------|--------|--------|---------------------|--------|-------|
| | | | | 転 入 | | | | 転 出 | | | | 死 亡 | | 差引増減 | | | | |
| | 総 数 | 男 | 女 | (県 内) | | 県 外 | | (県 内) | | 県 外 | | 男 | 女 | 男 | 女 | 男 | 女 | |
| 50～54 | 59,972 | 29,312 | 30,660 | 236 | 149 | 354 | 182 | 238 | 153 | 354 | 224 | 108 | 50 | -108 | -92 | 29,420 | 30,752 | |
| 50 | 12,494 | 6,091 | 6,403 | 55 | 35 | 84 | 42 | 52 | 36 | 80 | 54 | 14 | 9 | -10 | -21 | 6,101 | 6,424 | |
| 51 | 9,502 | 4,784 | 4,718 | 35 | 25 | 68 | 35 | 40 | 27 | 60 | 50 | 27 | 9 | -19 | -24 | 4,803 | 4,742 | |
| 52 | 12,542 | 6,115 | 6,427 | 44 | 33 | 71 | 40 | 43 | 31 | 72 | 38 | 21 | 10 | -22 | -8 | 6,137 | 6,435 | |
| 53 | 12,555 | 6,020 | 6,535 | 50 | 30 | 60 | 30 | 48 | 29 | 58 | 47 | 26 | 9 | -24 | -26 | 6,044 | 6,561 | |
| 54 | 12,879 | 6,302 | 6,577 | 52 | 26 | 71 | 35 | 55 | 30 | 84 | 35 | 20 | 13 | -33 | -13 | 6,335 | 6,590 | |
| 55～59 | 70,210 | 34,201 | 36,009 | 200 | 111 | 265 | 128 | 203 | 111 | 242 | 127 | 207 | 97 | -184 | -96 | 34,385 | 36,105 | |
| 55 | 13,156 | 6,379 | 6,777 | 40 | 27 | 82 | 28 | 37 | 25 | 66 | 31 | 22 | 20 | -6 | -23 | 6,385 | 6,800 | |
| 56 | 13,542 | 6,617 | 6,925 | 42 | 25 | 46 | 26 | 44 | 26 | 46 | 25 | 27 | 12 | -27 | -11 | 6,644 | 6,936 | |
| 57 | 14,225 | 6,983 | 7,242 | 45 | 20 | 50 | 26 | 45 | 18 | 57 | 31 | 42 | 20 | -49 | -25 | 7,032 | 7,267 | |
| 58 | 14,767 | 7,219 | 7,548 | 42 | 22 | 40 | 21 | 42 | 23 | 36 | 23 | 55 | 27 | -51 | -29 | 7,270 | 7,577 | |
| 59 | 14,520 | 7,003 | 7,517 | 31 | 17 | 47 | 27 | 35 | 19 | 37 | 17 | 61 | 18 | -51 | -8 | 7,054 | 7,525 | |
| 60～64 | 80,352 | 38,983 | 41,369 | 128 | 88 | 225 | 128 | 124 | 88 | 152 | 98 | 362 | 148 | -289 | -118 | 39,272 | 41,487 | |
| 60 | 15,042 | 7,331 | 7,711 | 32 | 23 | 82 | 29 | 34 | 24 | 50 | 26 | 53 | 29 | -21 | -26 | 7,352 | 7,737 | |
| 61 | 15,121 | 7,312 | 7,809 | 29 | 19 | 37 | 28 | 25 | 19 | 34 | 24 | 59 | 29 | -56 | -25 | 7,368 | 7,834 | |
| 62 | 16,402 | 7,871 | 8,531 | 32 | 17 | 44 | 29 | 31 | 16 | 20 | 14 | 68 | 30 | -44 | -15 | 7,915 | 8,546 | |
| 63 | 16,654 | 8,153 | 8,501 | 19 | 16 | 27 | 14 | 20 | 15 | 25 | 17 | 71 | 32 | -69 | -35 | 8,222 | 8,536 | |
| 64 | 17,133 | 8,316 | 8,817 | 16 | 13 | 35 | 28 | 14 | 14 | 23 | 17 | 111 | 28 | -99 | -17 | 8,415 | 8,834 | |
| 65～69 | 93,822 | 45,134 | 48,688 | 89 | 62 | 172 | 86 | 88 | 60 | 101 | 91 | 675 | 242 | -604 | -247 | 45,738 | 48,935 | |
| 65 | 17,734 | 8,464 | 9,270 | 27 | 18 | 49 | 20 | 24 | 13 | 27 | 20 | 104 | 43 | -82 | -43 | 8,546 | 9,313 | |
| 66 | 17,812 | 8,581 | 9,231 | 16 | 11 | 29 | 14 | 16 | 13 | 17 | 14 | 126 | 39 | -114 | -39 | 8,695 | 9,270 | |
| 67 | 19,943 | 9,713 | 10,230 | 16 | 11 | 33 | 24 | 18 | 11 | 22 | 24 | 150 | 47 | -139 | -47 | 9,852 | 10,277 | |
| 68 | 20,195 | 9,782 | 10,413 | 20 | 11 | 27 | 12 | 22 | 11 | 23 | 17 | 149 | 52 | -145 | -57 | 9,927 | 10,470 | |
| 69 | 18,138 | 8,594 | 9,544 | 10 | 11 | 34 | 16 | 8 | 12 | 12 | 16 | 146 | 61 | -124 | -61 | 8,718 | 9,605 | |
| 70～74 | 67,008 | 30,663 | 36,345 | 43 | 44 | 60 | 46 | 44 | 48 | 47 | 60 | 740 | 309 | -727 | -323 | 31,390 | 36,668 | |
| 70 | 18,563 | 8,948 | 9,615 | 20 | 11 | 21 | 14 | 19 | 12 | 12 | 16 | 182 | 73 | -173 | -75 | 9,121 | 9,690 | |
| 71 | 10,534 | 4,822 | 5,712 | 1 | 8 | 9 | 8 | 1 | 6 | 4 | 9 | 111 | 38 | -106 | -39 | 4,928 | 5,751 | |
| 72 | 11,102 | 5,007 | 6,095 | 5 | 9 | 12 | 6 | 9 | 11 | 12 | 12 | 119 | 47 | -119 | -53 | 5,126 | 6,148 | |
| 73 | 13,538 | 6,102 | 7,436 | 10 | 11 | 12 | 10 | 8 | 10 | 11 | 11 | 157 | 66 | -156 | -67 | 6,258 | 7,503 | |
| 74 | 13,271 | 5,784 | 7,487 | 7 | 5 | 6 | 8 | 7 | 9 | 8 | 12 | 171 | 85 | -173 | -89 | 5,957 | 7,576 | |
| 75～79 | 63,521 | 26,402 | 37,119 | 42 | 75 | 32 | 45 | 41 | 75 | 27 | 61 | 957 | 587 | -952 | -603 | 27,354 | 37,722 | |
| 75 | 13,918 | 6,083 | 7,835 | 7 | 15 | 8 | 8 | 7 | 14 | 8 | 15 | 191 | 97 | -191 | -104 | 6,274 | 7,939 | |
| 76 | 12,862 | 5,444 | 7,418 | 5 | 14 | 8 | 8 | 6 | 14 | 5 | 7 | 162 | 105 | -159 | -104 | 5,603 | 7,522 | |
| 77 | 12,452 | 5,147 | 7,305 | 8 | 18 | 7 | 8 | 8 | 19 | 2 | 15 | 188 | 117 | -183 | -124 | 5,330 | 7,429 | |
| 78 | 11,315 | 4,588 | 6,727 | 13 | 15 | 8 | 9 | 11 | 15 | 4 | 13 | 172 | 107 | -168 | -111 | 4,756 | 6,838 | |
| 79 | 12,974 | 5,140 | 7,834 | 9 | 13 | 1 | 12 | 9 | 13 | 8 | 11 | 244 | 161 | -251 | -160 | 5,391 | 7,994 | |
| 80～84 | 60,728 | 23,058 | 37,670 | 32 | 88 | 21 | 36 | 36 | 85 | 29 | 103 | 1,366 | 1,121 | -1,374 | -1,188 | 24,432 | 38,858 | |
| 80 | 13,080 | 5,163 | 7,917 | 6 | 14 | 7 | 16 | 7 | 14 | 5 | 28 | 208 | 204 | -206 | -216 | 5,369 | 8,133 | |
| 81 | 13,063 | 5,097 | 7,966 | 7 | 18 | 7 | 6 | 8 | 16 | 7 | 11 | 281 | 187 | -281 | -192 | 5,378 | 8,158 | |
| 82 | 12,381 | 4,750 | 7,631 | 8 | 15 | 1 | 7 | 8 | 16 | 9 | 17 | 256 | 192 | -264 | -202 | 5,014 | 7,833 | |
| 83 | 11,111 | 4,150 | 6,961 | 4 | 17 | 5 | 3 | 4 | 15 | 5 | 31 | 301 | 251 | -301 | -279 | 4,451 | 7,240 | |
| 84 | 11,093 | 3,898 | 7,195 | 7 | 24 | 1 | 4 | 9 | 24 | 3 | 16 | 320 | 287 | -322 | -299 | 4,220 | 7,494 | |
| 85～89 | 42,275 | 13,462 | 28,813 | 46 | 99 | 5 | 45 | 44 | 99 | 30 | 102 | 1,619 | 1,880 | -1,644 | -1,937 | 15,106 | 30,750 | |
| 85 | 9,996 | 3,466 | 6,530 | 7 | 26 | 2 | 14 | 4 | 26 | 5 | 17 | 340 | 317 | -343 | -320 | 3,809 | 6,850 | |
| 86 | 9,593 | 3,229 | 6,364 | 11 | 18 | 1 | 11 | 13 | 17 | 8 | 26 | 323 | 347 | -330 | -362 | 3,559 | 6,726 | |
| 87 | 8,706 | 2,748 | 5,958 | 10 | 19 | | 6 | 9 | 22 | 8 | 20 | 300 | 392 | -308 | -406 | 3,056 | 6,364 | |
| 88 | 7,204 | 2,091 | 5,113 | 9 | 19 | 1 | 12 | 9 | 17 | 5 | 26 | 324 | 394 | -328 | -408 | 2,419 | 5,521 | |
| 89 | 6,776 | 1,928 | 4,848 | 9 | 17 | 1 | 2 | 9 | 17 | 4 | 13 | 332 | 430 | -335 | -441 | 2,263 | 5,289 | |
| 90～94 | 18,806 | 4,671 | 14,135 | 17 | 63 | 3 | 12 | 17 | 64 | 12 | 39 | 975 | 1,998 | -984 | -2,025 | 5,655 | 16,160 | |
| 90 | 5,679 | 1,612 | 4,067 | 1 | 21 | 1 | 8 | 1 | 22 | 4 | 7 | 278 | 416 | -281 | -415 | 1,893 | 4,482 | |
| 91 | 4,536 | 1,170 | 3,366 | 7 | 16 | | 1 | 7 | 15 | 1 | 13 | 228 | 423 | -229 | -435 | 1,399 | 3,801 | |
| 92 | 3,759 | 898 | 2,861 | 2 | 10 | 2 | | 3 | 10 | 4 | 11 | 218 | 457 | -220 | -468 | 1,118 | 3,329 | |
| 93 | 2,779 | 617 | 2,162 | 5 | 6 | | 1 | 4 | 6 | 3 | 3 | 148 | 365 | -151 | -367 | 768 | 2,529 | |
| 94 | 2,053 | 374 | 1,679 | 2 | 10 | | 2 | 2 | 11 | | 5 | 103 | 337 | -103 | -340 | 477 | 2,019 | |
| 95～99 | 4,317 | 702 | 3,615 | 1 | 18 | | 4 | 1 | 18 | 4 | 13 | 279 | 1,078 | -283 | -1,087 | 985 | 4,702 | |
| 95 | 1,565 | 270 | 1,295 | | 7 | | | | 8 | | 5 | 100 | 327 | -100 | -332 | 370 | 1,627 | |
| 96 | 1,093 | 179 | 914 | 1 | 7 | | 2 | 1 | 6 | 3 | 1 | 65 | 248 | -68 | -247 | 247 | 1,161 | |
| 97 | 831 | 138 | 693 | | 2 | | | | 2 | 1 | 6 | 49 | 223 | -50 | -229 | 188 | 922 | |
| 98 | 474 | 63 | 411 | | 2 | | 1 | | 2 | | 1 | 39 | 155 | -39 | -155 | 102 | 566 | |
| 99 | 354 | 52 | 302 | | | | 1 | | | | | 26 | 125 | -26 | -124 | 78 | 426 | |
| 100以上 | 599 | 76 | 523 | | 2 | | 1 | | 2 | | | 58 | 284 | -58 | -285 | 134 | 808 | |
| 年齢不詳 | 8,540 | 4,781 | 3,759 | | | | | | | | | | | | | 4,781 | 3,759 | |
| | | | | | | | | | | | | 出生数 | 男 | 2,738 | 女 | 2,723 | 計 | 5,461 |

市町村名：市部社

| 年齢 | 平成29年10月1日現在の人口 | | | | | | | | | | 平成28年10月～平成29年9月の人口動態 | | | | | | | | | | 年齢 | | | | | | | | | | | | | | | | | |
|-------|-----------------|--------|--------|-------|-------|-------|------|------|------|------|-----------------------|------|------|------|------|-------|-------|-------|---|---|----|---|---|---|---|---|----|---|---|---|---|------|---|---|--|--|--|--|
| | 総数 | | | | | 男 | | | | | 女 | | | | | 入 | | | | | | 出 | | | | | 死亡 | | | | | 差引増減 | | | | | | |
| | 総数 | | 男 | | 女 | | 男 | | 女 | | 男 | | 女 | | 男 | | 女 | | 男 | | | 女 | | 男 | | 女 | | 男 | | 女 | | 男 | | 女 | | | | |
| | 数 | 率 | 数 | 率 | 数 | 率 | 数 | 率 | 数 | 率 | 数 | 率 | 数 | 率 | 数 | 率 | 数 | 率 | 数 | 率 | | 数 | 率 | 数 | 率 | 数 | 率 | 数 | 率 | 数 | 率 | 数 | 率 | | | | | |
| 総数 | 901970 | 423847 | 478123 | 26307 | 13414 | 12893 | 4532 | 4422 | 6640 | 5132 | 4300 | 8226 | 7433 | 6726 | 7008 | -5650 | -6618 | 0～4 | | | | | | | | | | | | | | | | | | | | |
| 0～4 | 28307 | 13414 | 12893 | 311 | 318 | 313 | 313 | 346 | 346 | 313 | 314 | 318 | 324 | 8 | 6 | 2550 | 2496 | 5 | | | | | | | | | | | | | | | | | | | | |
| 5～9 | 31070 | 15876 | 15194 | 127 | 162 | 127 | 200 | 182 | 182 | 200 | 164 | 218 | 200 | 1 | 1 | -37 | -3 | 5～9 | | | | | | | | | | | | | | | | | | | | |
| 10～14 | 34701 | 17689 | 17012 | 87 | 71 | 83 | 67 | 79 | 79 | 83 | 67 | 110 | 122 | 4 | 2 | -31 | -10 | 10～14 | | | | | | | | | | | | | | | | | | | | |
| 15～19 | 38313 | 19491 | 18822 | 278 | 185 | 261 | 185 | 364 | 364 | 288 | 185 | 1089 | 976 | 2 | 3 | -680 | -691 | 15～19 | | | | | | | | | | | | | | | | | | | | |
| 20～24 | 27288 | 14556 | 12732 | 595 | 746 | 1067 | 575 | 709 | 709 | 1067 | 575 | 2006 | 2118 | 11 | 5 | -672 | -1019 | 20～24 | | | | | | | | | | | | | | | | | | | | |
| 25～29 | 6299 | 3248 | 3051 | 84 | 85 | 168 | 86 | 212 | 212 | 168 | 86 | 82 | 359 | 1 | 3 | -105 | -191 | 25～29 | | | | | | | | | | | | | | | | | | | | |
| 30～34 | 7299 | 3680 | 3760 | 132 | 150 | 170 | 150 | 170 | 170 | 150 | 122 | 143 | 161 | 2 | 1 | 17 | 4 | 30～34 | | | | | | | | | | | | | | | | | | | | |
| 35～39 | 9018 | 4486 | 4532 | 102 | 118 | 118 | 118 | 114 | 114 | 97 | 108 | 104 | 116 | 3 | 3 | 7 | 13 | 35～39 | | | | | | | | | | | | | | | | | | | | |
| 40～44 | 10898 | 5545 | 5353 | 70 | 50 | 50 | 75 | 91 | 91 | 75 | 47 | 90 | 90 | 5 | 8 | -11 | -20 | 40～44 | | | | | | | | | | | | | | | | | | | | |
| 45～49 | 11364 | 5781 | 5583 | 66 | 51 | 51 | 66 | 51 | 51 | 66 | 49 | 114 | 90 | 9 | 6 | -32 | -17 | 45～49 | | | | | | | | | | | | | | | | | | | | |
| 50～54 | 11429 | 5753 | 5676 | 68 | 44 | 44 | 68 | 44 | 44 | 68 | 49 | 105 | 78 | 9 | 4 | -5 | -17 | 50～54 | | | | | | | | | | | | | | | | | | | | |
| 55～59 | 11699 | 5897 | 5802 | 73 | 56 | 56 | 73 | 56 | 56 | 73 | 60 | 113 | 69 | 19 | 6 | -46 | -27 | 55～59 | | | | | | | | | | | | | | | | | | | | |
| 60～64 | 11618 | 5774 | 5844 | 52 | 45 | 45 | 52 | 45 | 45 | 52 | 58 | 93 | 65 | 16 | 4 | -24 | -23 | 60～64 | | | | | | | | | | | | | | | | | | | | |
| 65～69 | 5565 | 27407 | 28258 | 255 | 183 | 422 | 204 | 247 | 247 | 204 | 171 | 453 | 266 | 16 | 32 | -99 | -82 | 65～69 | | | | | | | | | | | | | | | | | | | | |
| 70～74 | 11470 | 5671 | 5799 | 61 | 34 | 34 | 61 | 34 | 34 | 61 | 57 | 112 | 61 | 15 | 7 | -30 | -11 | 70～74 | | | | | | | | | | | | | | | | | | | | |
| 75～79 | 11057 | 5457 | 5600 | 44 | 36 | 36 | 44 | 36 | 36 | 44 | 37 | 82 | 61 | 16 | 6 | -24 | -14 | 75～79 | | | | | | | | | | | | | | | | | | | | |
| 80～84 | 11207 | 5546 | 5661 | 54 | 43 | 43 | 54 | 43 | 43 | 54 | 53 | 66 | 56 | 14 | 8 | -21 | -14 | 80～84 | | | | | | | | | | | | | | | | | | | | |
| 85～89 | 10912 | 5394 | 5518 | 56 | 32 | 32 | 56 | 32 | 32 | 56 | 34 | 87 | 45 | 12 | 7 | -11 | -28 | 85～89 | | | | | | | | | | | | | | | | | | | | |
| 90～94 | 11019 | 5339 | 5680 | 40 | 38 | 38 | 40 | 38 | 38 | 40 | 32 | 74 | 44 | 19 | 4 | -16 | -5 | 90～94 | | | | | | | | | | | | | | | | | | | | |

| | | | | | | | | | | | | | | | | |
|--------------------------------|-------|-------|-------|-----|-----|-----|-----|-----|-----|-----|-----|------|------|-------|-------|-------|
| 50～54 | 54363 | 26548 | 27815 | 217 | 133 | 340 | 172 | 208 | 132 | 343 | 213 | 100 | 46 | -94 | -86 | 50～54 |
| 50 | 11367 | 5545 | 5822 | 49 | 31 | 80 | 41 | 49 | 29 | 78 | 50 | 12 | 8 | -10 | -15 | 50 |
| 51 | 8600 | 4309 | 4291 | 31 | 23 | 66 | 34 | 36 | 23 | 60 | 24 | 17 | 9 | -26 | -24 | 51 |
| 52 | 11404 | 5534 | 5870 | 42 | 31 | 67 | 37 | 40 | 26 | 67 | 35 | 20 | 9 | -15 | -2 | 52 |
| 53 | 11354 | 5443 | 5911 | 46 | 28 | 58 | 29 | 40 | 25 | 57 | 46 | 24 | 8 | -17 | -22 | 53 |
| 54 | 11638 | 5717 | 5921 | 49 | 20 | 69 | 31 | 46 | 29 | 63 | 33 | 17 | 12 | -26 | -23 | 54 |
| 55～59 | 63207 | 30719 | 32488 | 135 | 96 | 252 | 122 | 183 | 97 | 237 | 120 | 181 | 90 | -164 | -89 | 55～59 |
| 55 | 11877 | 5767 | 6110 | 39 | 25 | 77 | 27 | 33 | 24 | 65 | 31 | 19 | 18 | -1 | -21 | 55 |
| 56 | 12208 | 5941 | 6267 | 36 | 20 | 45 | 26 | 42 | 21 | 45 | 22 | 26 | 12 | -32 | -9 | 56 |
| 57 | 12797 | 6271 | 6526 | 44 | 19 | 47 | 24 | 41 | 15 | 55 | 29 | 36 | 19 | -41 | -20 | 57 |
| 58 | 13306 | 6477 | 6829 | 39 | 19 | 36 | 20 | 36 | 19 | 36 | 23 | 45 | 24 | -40 | -27 | 58 |
| 59 | 13019 | 6263 | 6756 | 27 | 13 | 45 | 25 | 31 | 18 | 36 | 15 | 55 | 17 | -50 | -12 | 59 |
| 60～64 | 71897 | 34791 | 37106 | 109 | 77 | 208 | 118 | 101 | 71 | 145 | 90 | 321 | 134 | -250 | -100 | 60～64 |
| 60 | 13443 | 6526 | 6917 | 29 | 21 | 79 | 25 | 29 | 17 | 48 | 24 | 47 | 27 | -16 | -22 | 60 |
| 61 | 13496 | 6534 | 6962 | 27 | 15 | 35 | 27 | 23 | 15 | 34 | 22 | 51 | 26 | -46 | -21 | 61 |
| 62 | 14623 | 7012 | 7611 | 26 | 16 | 40 | 28 | 23 | 14 | 19 | 12 | 62 | 26 | -38 | -8 | 62 |
| 63 | 14995 | 7301 | 7694 | 15 | 15 | 24 | 13 | 16 | 14 | 24 | 16 | 65 | 29 | -66 | -31 | 63 |
| 64 | 15340 | 7418 | 7922 | 12 | 10 | 30 | 25 | 10 | 11 | 20 | 16 | 96 | 26 | -84 | -18 | 64 |
| 65～69 | 84221 | 40379 | 43842 | 74 | 53 | 161 | 77 | 67 | 52 | 91 | 82 | 598 | 227 | -521 | -231 | 65～69 |
| 65 | 15900 | 7570 | 8330 | 24 | 16 | 45 | 18 | 15 | 12 | 24 | 15 | 93 | 41 | -66 | -36 | 65 |
| 66 | 16063 | 7699 | 8364 | 13 | 10 | 26 | 13 | 15 | 11 | 17 | 13 | 111 | 35 | -104 | -35 | 66 |
| 67 | 17847 | 8653 | 9194 | 12 | 9 | 30 | 10 | 12 | 11 | 18 | 23 | 128 | 45 | -116 | -50 | 67 |
| 68 | 18159 | 8776 | 9383 | 17 | 8 | 27 | 12 | 19 | 9 | 20 | 15 | 134 | 52 | -129 | -56 | 68 |
| 69 | 16252 | 7681 | 8571 | 8 | 10 | 33 | 14 | 3 | 10 | 12 | 14 | 132 | 54 | -106 | -54 | 69 |
| 70～74 | 60380 | 27585 | 32795 | 41 | 38 | 53 | 41 | 37 | 39 | 46 | 55 | 676 | 272 | -665 | -287 | 70～74 |
| 70 | 16735 | 8035 | 8700 | 18 | 11 | 16 | 12 | 15 | 12 | 12 | 15 | 165 | 63 | -156 | -67 | 70 |
| 71 | 9530 | 4354 | 5176 | 1 | 7 | 8 | 8 | 1 | 6 | 4 | 9 | 105 | 33 | -101 | -33 | 71 |
| 72 | 10001 | 4510 | 5491 | 5 | 6 | 11 | 6 | 8 | 7 | 12 | 10 | 106 | 43 | -110 | -48 | 72 |
| 73 | 12180 | 5484 | 6696 | 10 | 7 | 11 | 8 | 5 | 11 | 14 | 11 | 142 | 64 | -139 | -65 | 73 |
| 74 | 11934 | 5202 | 6732 | 7 | 5 | 5 | 7 | 8 | 7 | 8 | 10 | 158 | 69 | -159 | -74 | 74 |
| 75～79 | 56666 | 23587 | 33079 | 34 | 63 | 29 | 43 | 32 | 60 | 27 | 54 | 855 | 539 | -851 | -547 | 75～79 |
| 75 | 12392 | 5439 | 6953 | 5 | 13 | 8 | 8 | 5 | 10 | 13 | 13 | 171 | 89 | -171 | -91 | 75 |
| 76 | 11505 | 4845 | 6660 | 4 | 12 | 8 | 7 | 5 | 12 | 5 | 5 | 147 | 97 | -145 | -95 | 76 |
| 77 | 11177 | 4647 | 6530 | 4 | 17 | 5 | 8 | 6 | 16 | 2 | 12 | 168 | 105 | -167 | -108 | 77 |
| 78 | 10084 | 4083 | 6001 | 12 | 13 | 4 | 9 | 9 | 13 | 4 | 13 | 154 | 100 | -148 | -104 | 78 |
| 79 | 11508 | 4573 | 6935 | 9 | 8 | 7 | 11 | 7 | 9 | 8 | 11 | 215 | 148 | -220 | -149 | 79 |
| 80～84 | 53925 | 20554 | 33371 | 28 | 71 | 19 | 34 | 31 | 66 | 24 | 86 | 1216 | 992 | -1224 | -1039 | 80～84 |
| 80 | 11673 | 4634 | 7039 | 5 | 13 | 7 | 16 | 7 | 11 | 3 | 27 | 182 | 183 | -180 | -192 | 80 |
| 81 | 11615 | 4536 | 7079 | 7 | 10 | 6 | 6 | 8 | 14 | 9 | 9 | 251 | 168 | -252 | -175 | 81 |
| 82 | 10979 | 4239 | 6740 | 7 | 12 | 6 | 5 | 6 | 12 | 14 | 228 | 161 | 223 | -235 | -170 | 82 |
| 83 | 9856 | 3667 | 6189 | 3 | 15 | 4 | 3 | 3 | 11 | 3 | 25 | 267 | 223 | -266 | -241 | 83 |
| 84 | 9802 | 3478 | 6324 | 6 | 21 | 1 | 4 | 7 | 18 | 3 | 11 | 288 | 257 | -291 | -261 | 84 |
| 85～89 | 37400 | 11901 | 25499 | 35 | 80 | 5 | 40 | 30 | 69 | 23 | 94 | 1404 | 1652 | -1417 | -1695 | 85～89 |
| 85 | 8864 | 3058 | 5806 | 5 | 21 | 2 | 12 | 4 | 16 | 5 | 16 | 299 | 282 | -301 | -281 | 85 |
| 86 | 8459 | 2827 | 5632 | 8 | 12 | 1 | 11 | 8 | 11 | 8 | 24 | 279 | 296 | -286 | -308 | 86 |
| 87 | 7714 | 2432 | 5282 | 9 | 16 | 5 | 5 | 5 | 17 | 6 | 18 | 257 | 353 | -259 | -367 | 87 |
| 88 | 6394 | 1883 | 4511 | 8 | 16 | 1 | 10 | 6 | 11 | 6 | 25 | 282 | 338 | -282 | -348 | 88 |
| 89 | 5969 | 1701 | 4268 | 5 | 15 | 2 | 2 | 7 | 14 | 2 | 11 | 286 | 383 | -289 | -391 | 89 |
| 90～94 | 16612 | 4153 | 12459 | 12 | 46 | 3 | 11 | 13 | 46 | 11 | 35 | 851 | 1758 | -860 | -1782 | 90～94 |
| 90 | 5026 | 1417 | 3609 | 1 | 17 | 1 | 8 | 7 | 14 | 4 | 7 | 337 | 361 | -239 | -357 | 90 |
| 91 | 4000 | 1046 | 2954 | 5 | 9 | 2 | 10 | 6 | 12 | 4 | 10 | 199 | 375 | -201 | -388 | 91 |
| 92 | 3309 | 800 | 2509 | 2 | 6 | 2 | 3 | 3 | 6 | 4 | 10 | 194 | 402 | -197 | -412 | 92 |
| 93 | 2460 | 552 | 1908 | 2 | 4 | 1 | 1 | 2 | 5 | 2 | 3 | 129 | 320 | -131 | -323 | 93 |
| 94 | 1817 | 338 | 1479 | 2 | 10 | 2 | 2 | 2 | 9 | 5 | 5 | 92 | 307 | -92 | -302 | 94 |
| 95～99 | 3831 | 622 | 3209 | 2 | 14 | 1 | 4 | 1 | 14 | 4 | 13 | 250 | 947 | -255 | -956 | 95～99 |
| 95 | 1399 | 238 | 1161 | 6 | 6 | 8 | 4 | 1 | 6 | 6 | 5 | 89 | 292 | -89 | -297 | 95 |
| 96 | 959 | 157 | 802 | 2 | 4 | 4 | 2 | 1 | 4 | 3 | 1 | 63 | 221 | -67 | -220 | 96 |
| 97 | 733 | 122 | 611 | 2 | 2 | 2 | 1 | 2 | 4 | 2 | 6 | 39 | 185 | -40 | -191 | 97 |
| 98 | 431 | 57 | 374 | 1 | 2 | 1 | 1 | 2 | 2 | 1 | 1 | 35 | 139 | -35 | -139 | 98 |
| 99 | 309 | 48 | 261 | 1 | 2 | 1 | 1 | 1 | 2 | 1 | 24 | 110 | 110 | -24 | -109 | 99 |
| 100～ | 537 | 70 | 467 | 1 | 2 | 2 | 1 | 2 | 2 | 2 | 2 | 50 | 248 | -50 | -249 | 100～ |
| 年齢不詳 | 8488 | 4746 | 3742 | | | | | | | | | | | | | 年齢不詳 |
| 出生数：男 2542 人 女 2509 人 計 5051 人 | | | | | | | | | | | | | | | | |

※0歳の「差引増減」は、出生数を含めて算出している。

| | | | | | | | | | | | | | | | | |
|-------|------|------|------|-----|-----|-----|-----|-----|-----|-----|-----|-----|-----|------|------|-------|
| 50～54 | 5606 | 2766 | 2840 | 19 | 16 | 14 | 10 | 30 | 21 | 11 | 11 | 8 | 4 | -16 | -10 | 50～54 |
| 50 | 1134 | 550 | 584 | 6 | 4 | 4 | 1 | 3 | 7 | 4 | 2 | 2 | 1 | 3 | -7 | 50 |
| 51 | 897 | 420 | 477 | 4 | 2 | 2 | 2 | 4 | 4 | 1 | 1 | 4 | 2 | 2 | -2 | 51 |
| 52 | 1144 | 581 | 563 | 2 | 2 | 4 | 3 | 6 | 5 | 3 | 1 | 1 | 1 | -6 | -4 | 52 |
| 53 | 1199 | 574 | 625 | 4 | 2 | 2 | 4 | 8 | 4 | 1 | 2 | 2 | 1 | -5 | -3 | 53 |
| 54 | 1232 | 584 | 648 | 3 | 6 | 2 | 4 | 9 | 4 | 1 | 3 | 3 | 1 | -10 | 6 | 54 |
| 55～59 | 7001 | 3480 | 3521 | 15 | 15 | 13 | 6 | 20 | 14 | 5 | 7 | 26 | 7 | -23 | -7 | 55～59 |
| 55 | 1284 | 615 | 669 | 1 | 2 | 5 | 1 | 4 | 1 | 1 | 1 | 3 | 2 | -2 | 3 | 55 |
| 56 | 1336 | 677 | 659 | 6 | 5 | 1 | 2 | 2 | 5 | 3 | 3 | 1 | 1 | 3 | -3 | 56 |
| 57 | 1432 | 716 | 716 | 1 | 1 | 3 | 2 | 4 | 3 | 2 | 2 | 6 | 1 | -8 | -3 | 57 |
| 58 | 1457 | 739 | 718 | 3 | 3 | 3 | 2 | 6 | 4 | 10 | 3 | 10 | 3 | -11 | -3 | 58 |
| 59 | 1492 | 733 | 759 | 4 | 4 | 2 | 2 | 4 | 1 | 2 | 6 | 6 | 1 | -5 | 2 | 59 |
| 60～64 | 8463 | 4200 | 4263 | 19 | 11 | 17 | 10 | 23 | 17 | 8 | 41 | 41 | 14 | -35 | -18 | 60～64 |
| 60 | 1599 | 804 | 795 | 3 | 2 | 3 | 4 | 5 | 7 | 2 | 6 | 6 | 2 | -7 | -5 | 60 |
| 61 | 1630 | 784 | 846 | 2 | 4 | 2 | 1 | 2 | 4 | 2 | 8 | 3 | 3 | -6 | -4 | 61 |
| 62 | 1779 | 860 | 919 | 6 | 1 | 4 | 1 | 8 | 2 | 1 | 6 | 4 | 4 | -5 | -6 | 62 |
| 63 | 1661 | 853 | 808 | 4 | 1 | 3 | 1 | 4 | 1 | 1 | 6 | 3 | 3 | -4 | -3 | 63 |
| 64 | 1794 | 899 | 895 | 4 | 3 | 5 | 3 | 4 | 3 | 1 | 15 | 2 | 2 | -13 | 64 | 64 |
| 65～69 | 9605 | 4757 | 4848 | 15 | 9 | 11 | 9 | 21 | 8 | 10 | 9 | 77 | 15 | -82 | -14 | 65～69 |
| 65 | 1840 | 899 | 941 | 3 | 2 | 4 | 2 | 6 | 1 | 3 | 3 | 11 | 2 | -13 | -2 | 65 |
| 66 | 1751 | 882 | 869 | 3 | 1 | 3 | 1 | 1 | 3 | 1 | 15 | 15 | 4 | -10 | -6 | 66 |
| 67 | 2088 | 1056 | 1032 | 4 | 2 | 3 | 4 | 6 | 4 | 1 | 22 | 22 | 2 | -25 | 3 | 67 |
| 68 | 2040 | 1005 | 1035 | 3 | 3 | 1 | 2 | 3 | 2 | 3 | 15 | 15 | 2 | -18 | -1 | 68 |
| 69 | 1886 | 915 | 971 | 2 | 1 | 1 | 2 | 5 | 2 | 2 | 14 | 7 | 7 | -16 | -8 | 69 |
| 70～74 | 6620 | 3076 | 3544 | 2 | 6 | 7 | 5 | 7 | 9 | 1 | 5 | 64 | 37 | -63 | -40 | 70～74 |
| 70 | 1828 | 914 | 914 | 2 | 2 | 3 | 2 | 4 | 1 | 1 | 17 | 10 | 10 | -16 | -9 | 70 |
| 71 | 1005 | 467 | 538 | 1 | 1 | 1 | 1 | 1 | 1 | 1 | 6 | 5 | 5 | -5 | -4 | 71 |
| 72 | 1095 | 493 | 602 | 3 | 3 | 1 | 1 | 1 | 4 | 2 | 13 | 4 | 4 | -13 | -4 | 72 |
| 73 | 1361 | 620 | 741 | 2 | 2 | 1 | 2 | 2 | 3 | 1 | 15 | 2 | 2 | -15 | -1 | 73 |
| 74 | 1331 | 582 | 749 | 1 | 1 | 1 | 1 | 2 | 2 | 2 | 13 | 16 | 16 | -14 | -19 | 74 |
| 75～79 | 6860 | 2817 | 4043 | 8 | 12 | 3 | 2 | 9 | 15 | 7 | 102 | 48 | 48 | -100 | -56 | 75～79 |
| 75 | 1529 | 644 | 885 | 2 | 2 | 2 | 2 | 2 | 4 | 2 | 20 | 8 | 8 | -20 | -12 | 75 |
| 76 | 1355 | 598 | 757 | 1 | 2 | 1 | 1 | 1 | 2 | 2 | 15 | 8 | 8 | -15 | -9 | 76 |
| 77 | 1275 | 500 | 775 | 4 | 1 | 2 | 1 | 2 | 3 | 3 | 20 | 12 | 12 | -16 | -17 | 77 |
| 78 | 1232 | 507 | 725 | 1 | 2 | 1 | 2 | 2 | 2 | 2 | 18 | 7 | 7 | -18 | -7 | 78 |
| 79 | 1469 | 568 | 901 | 5 | 5 | 1 | 1 | 2 | 4 | 4 | 29 | 13 | 13 | -31 | -11 | 79 |
| 80～84 | 6799 | 2498 | 4301 | 4 | 17 | 2 | 2 | 5 | 19 | 5 | 17 | 150 | 129 | -154 | -146 | 80～84 |
| 80 | 1404 | 527 | 877 | 1 | 1 | 1 | 2 | 2 | 3 | 2 | 1 | 26 | 21 | -27 | -24 | 80 |
| 81 | 1444 | 559 | 885 | 1 | 8 | 1 | 1 | 2 | 2 | 1 | 2 | 30 | 19 | -30 | -15 | 81 |
| 82 | 1403 | 511 | 892 | 1 | 3 | 1 | 2 | 2 | 4 | 3 | 28 | 31 | 31 | -29 | -33 | 82 |
| 83 | 1259 | 482 | 777 | 1 | 2 | 1 | 1 | 1 | 4 | 2 | 34 | 28 | 28 | -35 | -36 | 83 |
| 84 | 1289 | 419 | 870 | 1 | 3 | 1 | 2 | 2 | 6 | 5 | 32 | 30 | 30 | -33 | -38 | 84 |
| 85～89 | 4881 | 1565 | 3316 | 11 | 19 | 5 | 5 | 14 | 30 | 7 | 8 | 215 | 228 | -225 | -242 | 85～89 |
| 85 | 1134 | 411 | 723 | 2 | 5 | 2 | 2 | 5 | 10 | 1 | 41 | 35 | 35 | -39 | -39 | 85 |
| 86 | 1137 | 401 | 736 | 3 | 6 | 3 | 1 | 5 | 6 | 2 | 44 | 51 | 51 | -46 | -53 | 86 |
| 87 | 988 | 317 | 671 | 1 | 3 | 3 | 1 | 4 | 5 | 2 | 43 | 39 | 39 | -48 | -42 | 87 |
| 88 | 815 | 210 | 605 | 1 | 3 | 1 | 2 | 3 | 6 | 3 | 41 | 56 | 41 | -46 | -58 | 88 |
| 89 | 807 | 226 | 581 | 4 | 2 | 2 | 2 | 2 | 3 | 2 | 46 | 47 | 47 | -46 | -50 | 89 |
| 90～94 | 2194 | 518 | 1076 | 5 | 17 | 1 | 1 | 4 | 18 | 1 | 4 | 124 | 240 | -124 | -244 | 90～94 |
| 90 | 650 | 195 | 455 | 2 | 4 | 1 | 1 | 1 | 8 | 1 | 41 | 55 | 55 | -42 | -59 | 90 |
| 91 | 539 | 124 | 415 | 2 | 7 | 1 | 1 | 1 | 3 | 3 | 29 | 48 | 48 | -28 | -46 | 91 |
| 92 | 448 | 96 | 352 | 4 | 4 | 4 | 4 | 4 | 4 | 1 | 24 | 55 | 55 | -24 | -56 | 92 |
| 93 | 322 | 68 | 254 | 3 | 2 | 1 | 2 | 2 | 1 | 1 | 19 | 45 | 45 | -19 | -44 | 93 |
| 94 | 235 | 35 | 200 | 1 | 4 | 2 | 2 | 2 | 2 | 2 | 11 | 37 | 37 | -11 | -39 | 94 |
| 95～99 | 486 | 80 | 406 | 1 | 4 | 4 | 4 | 4 | 4 | 2 | 29 | 131 | 131 | -28 | -131 | 95～99 |
| 95 | 164 | 32 | 132 | 1 | 1 | 1 | 1 | 1 | 2 | 2 | 11 | 35 | 35 | -11 | -36 | 95 |
| 96 | 136 | 22 | 114 | 1 | 3 | 1 | 1 | 1 | 2 | 2 | 2 | 27 | 27 | -1 | -26 | 96 |
| 97 | 98 | 16 | 82 | 1 | 1 | 1 | 1 | 1 | 1 | 1 | 10 | 38 | 38 | -10 | -38 | 97 |
| 98 | 43 | 6 | 37 | 4 | 3 | 6 | 6 | 6 | 4 | 4 | 16 | 16 | 16 | -4 | -16 | 98 |
| 99 | 45 | 4 | 41 | 1 | 2 | 1 | 1 | 1 | 2 | 2 | 2 | 15 | 15 | -2 | -15 | 99 |
| 100～ | 62 | 6 | 56 | 6 | 6 | 6 | 6 | 6 | 6 | 6 | 8 | 36 | 36 | -8 | -36 | 100～ |
| 年齢不詳 | 52 | 35 | 17 | | | | | | | | | | | | | 年齢不詳 |
| 計 | | | | 196 | 196 | 196 | 196 | 196 | 196 | 196 | 214 | 214 | 214 | 410 | 410 | 人 |

※0歳の「差引増減」は、出生数を含めて算出している。

| 年齢 | 平成29年10月1日現在の人口 | | | | | | | | | | 平成28年10月～平成29年9月の人口動態 | | | | | | | | | | 年齢 |
|-----|-----------------|--------|------|--------|------|------|------|------|-----|-----|-----------------------|-----|------|------|------|-------|-----|--|--|--|----|
| | 総数 | | 男 | | 女 | | 転入 | | 転出 | | 差引増減 | | 死亡 | | 差引増減 | | 総数 | | | | |
| | 男 | 女 | 男 | 女 | 男 | 女 | 男 | 女 | 男 | 女 | 男 | 女 | 男 | 女 | 男 | 女 | | | | | |
| 0～4 | 31178 | 146631 | 5016 | 164547 | 1603 | 1599 | 3346 | 2452 | 139 | 177 | 106 | 191 | 4102 | 1845 | 985 | -1211 | 976 | | | | |
| 5 | 10217 | 5201 | 9 | 1984 | 9 | 11 | 26 | 139 | 139 | 101 | 13 | 18 | 191 | 1845 | 985 | 976 | 976 | | | | |
| 6 | 2055 | 1045 | 31 | 1010 | 31 | 30 | 46 | 41 | 29 | 36 | 24 | 48 | 43 | 1 | -1 | -8 | -8 | | | | |
| 7 | 2009 | 1044 | 16 | 965 | 16 | 32 | 41 | 27 | 23 | 21 | 45 | 47 | 21 | -11 | -9 | -9 | -9 | | | | |
| 8 | 2035 | 1070 | 15 | 965 | 15 | 15 | 35 | 26 | 10 | 17 | 33 | 35 | 25 | 6 | 6 | -11 | -11 | | | | |
| 9 | 2134 | 1044 | 20 | 1090 | 20 | 18 | 29 | 34 | 15 | 15 | 34 | 25 | 25 | -7 | -7 | 18 | 18 | | | | |
| 10 | 11308 | 5720 | 41 | 5588 | 41 | 53 | 93 | 111 | 35 | 39 | 127 | 119 | 127 | -28 | -28 | 6 | 6 | | | | |
| 11 | 2129 | 1048 | 10 | 1081 | 10 | 17 | 22 | 26 | 14 | 10 | 28 | 11 | 28 | -10 | -10 | 2 | 2 | | | | |
| 12 | 2223 | 1127 | 15 | 1096 | 15 | 18 | 24 | 23 | 8 | 9 | 33 | 28 | 33 | -2 | -2 | 4 | 4 | | | | |
| 13 | 2206 | 1135 | 7 | 1071 | 7 | 8 | 18 | 18 | 8 | 9 | 27 | 27 | 8 | -2 | -2 | 10 | 10 | | | | |
| 14 | 2356 | 1200 | 4 | 1156 | 4 | 3 | 16 | 27 | 5 | 5 | 30 | 21 | 17 | -10 | -10 | 4 | 4 | | | | |
| 15 | 2394 | 1210 | 5 | 1184 | 5 | 7 | 13 | 17 | 5 | 6 | 17 | 12 | 17 | -4 | -4 | 6 | 6 | | | | |
| 16 | 12167 | 6148 | 32 | 6019 | 32 | 25 | 31 | 64 | 22 | 18 | 56 | 68 | 56 | -16 | -16 | 2 | 2 | | | | |
| 17 | 2351 | 1222 | 8 | 1129 | 8 | 5 | 7 | 21 | 3 | 2 | 15 | 12 | 3 | -3 | -3 | 12 | 12 | | | | |
| 18 | 2416 | 1225 | 2 | 1191 | 2 | 4 | 5 | 10 | 2 | 6 | 9 | 8 | 2 | -4 | -4 | 11 | 11 | | | | |
| 19 | 2381 | 1181 | 9 | 1200 | 9 | 10 | 7 | 15 | 7 | 7 | 13 | 25 | 7 | -4 | -4 | 12 | 12 | | | | |
| 20 | 2483 | 1255 | 8 | 1228 | 8 | 2 | 9 | 14 | 5 | 5 | 3 | 10 | 2 | 2 | 2 | 13 | 13 | | | | |
| 21 | 2536 | 1265 | 5 | 1271 | 5 | 4 | 3 | 4 | 4 | 5 | 9 | 13 | 5 | -7 | -7 | 14 | 14 | | | | |
| 22 | 13938 | 7023 | 14 | 6915 | 14 | 94 | 230 | 178 | 46 | 26 | 356 | 294 | 356 | -28 | -28 | 15 | 15 | | | | |
| 23 | 2587 | 1272 | 9 | 1315 | 9 | 8 | 5 | 6 | 1 | 2 | 8 | 15 | 2 | 5 | 5 | 16 | 16 | | | | |
| 24 | 2650 | 1345 | 5 | 1305 | 5 | 7 | 11 | 6 | 4 | 4 | 10 | 12 | 4 | 2 | -4 | 15 | 15 | | | | |
| 25 | 2822 | 1403 | 5 | 1419 | 5 | 6 | 1 | 1 | 2 | 2 | 5 | 5 | 2 | -1 | -1 | 16 | 16 | | | | |
| 26 | 2901 | 1478 | 6 | 1423 | 6 | 35 | 78 | 61 | 15 | 11 | 132 | 116 | 11 | -8 | -8 | 17 | 17 | | | | |
| 27 | 2978 | 1525 | 64 | 1453 | 64 | 38 | 135 | 104 | 24 | 9 | 201 | 146 | 24 | -26 | -26 | 18 | 18 | | | | |
| 28 | 13589 | 6976 | 24 | 6613 | 24 | 323 | 702 | 548 | 188 | 171 | 960 | 878 | 171 | 4 | -226 | 19 | 19 | | | | |
| 29 | 2856 | 1447 | 36 | 1409 | 36 | 48 | 115 | 99 | 24 | 18 | 127 | 121 | 18 | 2 | -6 | 20 | 20 | | | | |
| 30 | 2803 | 1449 | 30 | 1354 | 30 | 57 | 103 | 98 | 28 | 18 | 165 | 193 | 18 | -63 | -63 | 21 | 21 | | | | |
| 31 | 2794 | 1448 | 61 | 1346 | 61 | 68 | 148 | 127 | 39 | 40 | 217 | 218 | 39 | -47 | -47 | 22 | 22 | | | | |
| 32 | 2633 | 1356 | 60 | 1277 | 60 | 96 | 183 | 139 | 55 | 51 | 256 | 213 | 55 | -68 | -68 | 23 | 23 | | | | |
| 33 | 2503 | 1276 | 37 | 1227 | 37 | 54 | 153 | 85 | 42 | 44 | 195 | 133 | 42 | -48 | -48 | 24 | 24 | | | | |
| 34 | 12784 | 6262 | 270 | 6522 | 270 | 292 | 509 | 396 | 186 | 195 | 641 | 501 | 195 | -55 | -55 | 25 | 25 | | | | |
| 35 | 2469 | 1229 | 62 | 1240 | 62 | 43 | 132 | 90 | 45 | 45 | 192 | 154 | 45 | -45 | -45 | 26 | 26 | | | | |
| 36 | 2405 | 1144 | 55 | 1261 | 55 | 63 | 95 | 85 | 35 | 39 | 136 | 99 | 35 | -21 | -21 | 27 | 27 | | | | |
| 37 | 2532 | 1232 | 43 | 1300 | 43 | 53 | 103 | 69 | 30 | 36 | 122 | 83 | 30 | 25 | 2 | 28 | 28 | | | | |
| 38 | 2612 | 1281 | 60 | 1331 | 60 | 66 | 96 | 67 | 40 | 37 | 89 | 75 | 40 | -6 | -6 | 29 | 29 | | | | |
| 39 | 2766 | 1376 | 50 | 1390 | 50 | 59 | 83 | 85 | 36 | 40 | 102 | 90 | 36 | 2 | 2 | 30 | 30 | | | | |
| 40 | 14680 | 7094 | 194 | 7586 | 194 | 194 | 381 | 280 | 174 | 184 | 440 | 357 | 174 | -44 | -44 | 31 | 31 | | | | |
| 41 | 2741 | 1313 | 39 | 1428 | 39 | 40 | 84 | 59 | 38 | 47 | 91 | 75 | 38 | -10 | -10 | 32 | 32 | | | | |
| 42 | 2722 | 1292 | 34 | 1430 | 34 | 49 | 60 | 60 | 31 | 40 | 100 | 85 | 31 | -22 | -22 | 33 | 33 | | | | |
| 43 | 2888 | 1436 | 35 | 1452 | 35 | 37 | 65 | 48 | 37 | 42 | 81 | 65 | 37 | -6 | -6 | 34 | 34 | | | | |
| 44 | 3152 | 1542 | 49 | 1610 | 49 | 39 | 64 | 61 | 35 | 28 | 84 | 68 | 28 | 2 | 2 | 35 | 35 | | | | |
| 45 | 3177 | 1511 | 37 | 1666 | 37 | 29 | 81 | 52 | 33 | 27 | 84 | 64 | 27 | 1 | -10 | 36 | 36 | | | | |
| 46 | 13034 | 8851 | 150 | 9183 | 150 | 134 | 275 | 224 | 128 | 120 | 295 | 245 | 120 | -5 | -5 | 37 | 37 | | | | |
| 47 | 3291 | 1592 | 31 | 1699 | 31 | 33 | 68 | 57 | 25 | 31 | 70 | 55 | 25 | 4 | 4 | 38 | 38 | | | | |
| 48 | 3307 | 1627 | 28 | 1680 | 28 | 25 | 52 | 53 | 23 | 30 | 63 | 62 | 23 | -8 | -8 | 39 | 39 | | | | |
| 49 | 3694 | 1831 | 39 | 1863 | 39 | 27 | 66 | 35 | 25 | 21 | 35 | 35 | 21 | 21 | 4 | 40 | 40 | | | | |
| 50 | 3841 | 1888 | 22 | 1953 | 22 | 18 | 55 | 48 | 35 | 20 | 46 | 49 | 20 | -6 | -6 | 41 | 41 | | | | |
| 51 | 3901 | 1913 | 30 | 1988 | 30 | 31 | 34 | 31 | 20 | 18 | 56 | 44 | 18 | -16 | -16 | 42 | 42 | | | | |
| 52 | 21835 | 10771 | 109 | 11064 | 109 | 84 | 243 | 131 | 102 | 66 | 291 | 192 | 66 | -62 | -62 | 43 | 43 | | | | |
| 53 | 4024 | 2073 | 25 | 2073 | 25 | 14 | 46 | 32 | 15 | 14 | 32 | 50 | 15 | 2 | 2 | 44 | 44 | | | | |
| 54 | 4271 | 2119 | 19 | 2152 | 19 | 19 | 50 | 29 | 20 | 13 | 69 | 37 | 13 | -23 | -23 | 45 | 45 | | | | |
| 55 | 4383 | 2224 | 29 | 2159 | 29 | 12 | 56 | 27 | 23 | 14 | 60 | 44 | 14 | -1 | -1 | 46 | 46 | | | | |
| 56 | 4588 | 2289 | 21 | 2289 | 21 | 18 | 49 | 25 | 25 | 16 | 58 | 33 | 16 | -20 | -20 | 47 | 47 | | | | |
| 57 | 4569 | 2381 | 15 | 2381 | 15 | 21 | 42 | 23 | 19 | 9 | 52 | 28 | 9 | -20 | -20 | 48 | 48 | | | | |
| 58 | 21269 | 10378 | 85 | 10891 | 85 | 61 | 248 | 111 | 79 | 50 | 262 | 129 | 50 | -26 | -26 | 49 | 49 | | | | |
| 59 | 4496 | 2190 | 18 | 2306 | 18 | 14 | 48 | 24 | 25 | 4 | 63 | 25 | 4 | 3 | 3 | 45 | 45 | | | | |
| 60 | 4267 | 2166 | 19 | 2166 | 19 | 13 | 41 | 27 | 13 | 7 | 12 | 34 | 7 | -11 | -11 | 46 | 46 | | | | |
| 61 | 4132 | 2041 | 15 | 2091 | 15 | 11 | 52 | 21 | 17 | 13 | 62 | 32 | 13 | -4 | -4 | 47 | 47 | | | | |
| 62 | 4117 | 1981 | 12 | 2136 | 12 | 11 | 46 | 21 | 12 | 12 | 51 | 16 | 12 | 2 | 2 | 48 | 48 | | | | |

| | | | | | | | | | | | | | | | | |
|-------|-------|-------|-------|----|----|-----|----|----|----|-----|-----|-----|-----|------|------|-------|
| 50～54 | 19302 | 9235 | 10067 | 83 | 46 | 172 | 96 | 59 | 35 | 202 | 115 | 36 | 16 | -42 | -24 | 50～54 |
| 50 | 4156 | 1998 | 2158 | 16 | 11 | 45 | 28 | 9 | 11 | 52 | 27 | 5 | 3 | -8 | -2 | 50 |
| 51 | 3135 | 1542 | 1593 | 16 | 9 | 29 | 19 | 11 | 33 | 31 | 33 | 9 | 3 | -8 | -10 | 51 |
| 52 | 3956 | 1824 | 2132 | 11 | 12 | 35 | 18 | 8 | 8 | 39 | 19 | 5 | 4 | -6 | -1 | 52 |
| 53 | 4027 | 1916 | 2111 | 14 | 7 | 31 | 16 | 17 | 7 | 32 | 23 | 8 | 1 | -12 | -9 | 53 |
| 54 | 4028 | 1955 | 2073 | 21 | 7 | 32 | 15 | 14 | 5 | 36 | 15 | 9 | 5 | -16 | -2 | 54 |
| 55～59 | 21147 | 10061 | 11086 | 62 | 29 | 121 | 51 | 64 | 37 | 126 | 57 | 43 | 30 | -50 | -44 | 55～59 |
| 55 | 4169 | 1998 | 2171 | 17 | 12 | 36 | 15 | 7 | 8 | 32 | 17 | 7 | 5 | 7 | -3 | 55 |
| 56 | 4108 | 1941 | 2167 | 9 | 8 | 24 | 11 | 15 | 8 | 23 | 12 | 10 | 3 | -15 | -4 | 56 |
| 57 | 4252 | 2020 | 2232 | 11 | 7 | 18 | 10 | 10 | 8 | 34 | 12 | 8 | 9 | -30 | -15 | 57 |
| 58 | 4362 | 2067 | 2295 | 10 | 4 | 19 | 9 | 16 | 6 | 17 | 6 | 8 | 9 | -12 | -11 | 58 |
| 59 | 4256 | 2035 | 2221 | 15 | 4 | 24 | 6 | 9 | 7 | 20 | 10 | 10 | 4 | -11 | -11 | 59 |
| 60～64 | 22609 | 10824 | 11785 | 43 | 23 | 78 | 41 | 26 | 14 | 66 | 40 | 95 | 35 | -66 | -25 | 60～64 |
| 60 | 4255 | 2069 | 2186 | 8 | 3 | 30 | 9 | 7 | 3 | 25 | 8 | 5 | 5 | 60 | -3 | 60 |
| 61 | 4336 | 2062 | 2274 | 13 | 7 | 9 | 7 | 5 | 3 | 13 | 11 | 18 | 8 | -14 | -8 | 61 |
| 62 | 4554 | 2139 | 2415 | 10 | 3 | 19 | 8 | 9 | 3 | 9 | 3 | 15 | 5 | -4 | -4 | 62 |
| 63 | 4704 | 2291 | 2413 | 9 | 8 | 8 | 7 | 4 | 1 | 12 | 11 | 24 | 11 | -23 | -8 | 63 |
| 64 | 4760 | 2263 | 2497 | 3 | 2 | 12 | 10 | 1 | 4 | 7 | 7 | 29 | 6 | -22 | -5 | 64 |
| 65～69 | 26531 | 12521 | 14010 | 21 | 18 | 53 | 26 | 13 | 12 | 40 | 30 | 185 | 57 | -164 | -55 | 65～69 |
| 65 | 5003 | 2394 | 2609 | 8 | 7 | 16 | 5 | 3 | 3 | 14 | 6 | 20 | 12 | -13 | -9 | 65 |
| 66 | 5021 | 2432 | 2589 | 3 | 2 | 12 | 3 | 3 | 3 | 6 | 6 | 26 | 8 | -20 | -13 | 66 |
| 67 | 5545 | 2566 | 2979 | 4 | 4 | 6 | 8 | 1 | 3 | 9 | 5 | 42 | 14 | -42 | -10 | 67 |
| 68 | 5851 | 2780 | 3071 | 3 | 3 | 7 | 5 | 6 | 1 | 6 | 7 | 47 | 13 | -49 | -16 | 68 |
| 69 | 5111 | 2349 | 2762 | 3 | 6 | 12 | 5 | 2 | 2 | 5 | 6 | 50 | 10 | -40 | -7 | 69 |
| 70～74 | 19220 | 8839 | 10381 | 14 | 16 | 14 | 14 | 8 | 10 | 16 | 18 | 201 | 79 | -197 | -77 | 70～74 |
| 70 | 5439 | 2593 | 2846 | 5 | 5 | 6 | 5 | 4 | 3 | 3 | 7 | 50 | 22 | -46 | -22 | 70 |
| 71 | 3076 | 1397 | 1679 | 1 | 2 | 2 | 3 | 2 | 3 | 2 | 4 | 29 | 8 | -28 | -10 | 71 |
| 72 | 3151 | 1432 | 1719 | 2 | 4 | 3 | 1 | 2 | 6 | 6 | 3 | 37 | 12 | -40 | -10 | 72 |
| 73 | 3803 | 1754 | 2049 | 5 | 5 | 1 | 3 | 1 | 2 | 2 | 2 | 39 | 11 | -36 | -7 | 73 |
| 74 | 3751 | 1663 | 2088 | 1 | 2 | 2 | 2 | 1 | 3 | 3 | 2 | 46 | 26 | -47 | -28 | 74 |
| 75～79 | 16587 | 7163 | 9424 | 7 | 22 | 6 | 11 | 11 | 13 | 10 | 26 | 253 | 147 | -261 | -153 | 75～79 |
| 75 | 3822 | 1718 | 2104 | 2 | 3 | 3 | 2 | 2 | 2 | 8 | 8 | 48 | 29 | -50 | -34 | 75 |
| 76 | 3441 | 1491 | 1950 | 1 | 7 | 3 | 3 | 2 | 2 | 2 | 2 | 54 | 23 | -54 | -17 | 76 |
| 77 | 3242 | 1458 | 1784 | 2 | 7 | 1 | 1 | 2 | 1 | 6 | 6 | 43 | 31 | -44 | -30 | 77 |
| 78 | 2926 | 1175 | 1751 | 2 | 4 | 1 | 2 | 4 | 4 | 3 | 4 | 45 | 31 | -49 | -33 | 78 |
| 79 | 3156 | 1321 | 1835 | 2 | 1 | 1 | 1 | 1 | 3 | 2 | 6 | 63 | 33 | -64 | -39 | 79 |
| 80～84 | 14625 | 5651 | 8974 | 16 | 29 | 10 | 12 | 3 | 14 | 13 | 26 | 344 | 259 | -334 | -258 | 80～84 |
| 80 | 3284 | 1283 | 2001 | 2 | 7 | 3 | 5 | 2 | 2 | 2 | 7 | 48 | 49 | -45 | -46 | 80 |
| 81 | 3259 | 1305 | 1954 | 3 | 6 | 5 | 3 | 2 | 5 | 5 | 2 | 77 | 35 | -74 | -30 | 81 |
| 82 | 2927 | 1169 | 1758 | 4 | 5 | 3 | 3 | 2 | 4 | 4 | 4 | 67 | 46 | -69 | -45 | 82 |
| 83 | 2621 | 981 | 1640 | 2 | 3 | 2 | 1 | 1 | 4 | 1 | 6 | 79 | 52 | -77 | -58 | 83 |
| 84 | 2534 | 913 | 1621 | 5 | 8 | 1 | 1 | 1 | 3 | 1 | 7 | 73 | 77 | -69 | -79 | 84 |
| 85～89 | 9960 | 3208 | 6752 | 14 | 28 | 2 | 12 | 5 | 7 | 8 | 20 | 361 | 411 | -358 | -398 | 85～89 |
| 85 | 2391 | 825 | 1566 | 2 | 5 | 1 | 4 | 2 | 1 | 6 | 4 | 64 | 64 | -67 | -62 | 85 |
| 86 | 2207 | 688 | 1519 | 3 | 4 | 4 | 4 | 2 | 1 | 2 | 3 | 67 | 78 | -66 | -74 | 86 |
| 87 | 2032 | 642 | 1390 | 4 | 7 | 1 | 2 | 2 | 2 | 2 | 6 | 68 | 81 | -68 | -78 | 87 |
| 88 | 1757 | 549 | 1208 | 3 | 5 | 1 | 3 | 1 | 2 | 2 | 4 | 83 | 87 | -82 | -85 | 88 |
| 89 | 1573 | 504 | 1069 | 2 | 7 | 1 | 1 | 1 | 3 | 2 | 3 | 76 | 101 | -75 | -99 | 89 |
| 90～94 | 4303 | 1108 | 3195 | 3 | 17 | 1 | 2 | 2 | 1 | 1 | 14 | 230 | 458 | -227 | -456 | 90～94 |
| 90 | 1321 | 391 | 930 | 1 | 9 | 1 | 2 | 1 | 1 | 5 | 5 | 66 | 82 | -65 | -77 | 90 |
| 91 | 1005 | 268 | 737 | 2 | 2 | 1 | 1 | 2 | 2 | 6 | 2 | 63 | 107 | -61 | -107 | 91 |
| 92 | 878 | 210 | 668 | 1 | 2 | 2 | 1 | 1 | 1 | 4 | 4 | 45 | 94 | -45 | -96 | 92 |
| 93 | 608 | 133 | 475 | 2 | 2 | 2 | 1 | 1 | 1 | 1 | 1 | 28 | 97 | -29 | -96 | 93 |
| 94 | 491 | 106 | 385 | 1 | 2 | 1 | 1 | 2 | 2 | 2 | 2 | 28 | 78 | -27 | -80 | 94 |
| 95～99 | 952 | 158 | 794 | 3 | 3 | 4 | 4 | 2 | 2 | 1 | 2 | 64 | 251 | -65 | -248 | 95～99 |
| 95 | 341 | 58 | 283 | 1 | 1 | 1 | 2 | 1 | 1 | 1 | 2 | 23 | 71 | -23 | -71 | 95 |
| 96 | 257 | 47 | 210 | 1 | 1 | 1 | 2 | 1 | 1 | 1 | 2 | 16 | 53 | -17 | -51 | 96 |
| 97 | 163 | 33 | 130 | 1 | 1 | 1 | 1 | 1 | 1 | 1 | 1 | 9 | 58 | -9 | -59 | 97 |
| 98 | 111 | 10 | 101 | 1 | 1 | 1 | 1 | 1 | 1 | 1 | 1 | 8 | 32 | -8 | -31 | 98 |
| 99 | 80 | 10 | 70 | 1 | 1 | 1 | 1 | 1 | 1 | 1 | 1 | 8 | 37 | -8 | -36 | 99 |
| 100～ | 143 | 16 | 127 | 2 | 2 | 1 | 1 | 1 | 1 | 1 | 1 | 10 | 55 | -10 | -53 | 100～ |
| 年齢不詳 | 5978 | 3423 | 2555 | | | | | | | | | | | | | 年齢不詳 |
| 計 | | | | | | | | | | | | | | | | 計 |
| 出生数 | | | | | | | | | | | | | | | | 出生数 |
| 男 | | | | | | | | | | | | | | | | 男 |
| 女 | | | | | | | | | | | | | | | | 女 |
| 1003人 | | | | | | | | | | | | | | | | 1003人 |
| 2008年 | | | | | | | | | | | | | | | | 2008年 |

※0歳の「差引増減」は、出生数を含めて算出している。

| 年齢 | 平成29年10月1日現在の人口 | | | | 平成28年10月～平成29年9月の人口動態 | | | | | | | | | | 年齢 | |
|-------|-----------------|-------|-------|-----|-----------------------|-----|-----|-----|-----|-----|------|-----|-----|------|------|-----|
| | 総数 | | 男女 | | 転入 | | 転出 | | 死亡 | | 差引増減 | | 総数 | | | |
| | 男 | 女 | 男 | 女 | 県内 | 県外 | 県内 | 県外 | 男 | 女 | 男 | 女 | | | | |
| 0～4 | 52858 | 24316 | 28542 | 310 | 296 | 347 | 273 | 336 | 312 | 407 | 433 | 479 | 489 | -438 | -545 | 118 |
| 0 | 1255 | 658 | 597 | 21 | 25 | 19 | 18 | 25 | 27 | 17 | 17 | 1 | 1 | 124 | 118 | 0 |
| 1 | 247 | 116 | 131 | 7 | 3 | 4 | 5 | 3 | 3 | 3 | 4 | 4 | 1 | 131 | 116 | 0 |
| 2 | 280 | 149 | 131 | 2 | 9 | 6 | 5 | 11 | 7 | 2 | 4 | 3 | 1 | -5 | 2 | 1 |
| 3 | 219 | 118 | 101 | 7 | 8 | 1 | 5 | 3 | 7 | 4 | 3 | 4 | 1 | 1 | 3 | 2 |
| 4 | 243 | 125 | 118 | 3 | 2 | 7 | 2 | 3 | 4 | 4 | 5 | 3 | 3 | -3 | 3 | 3 |
| 5～9 | 266 | 135 | 131 | 2 | 3 | 2 | 6 | 5 | 6 | 4 | 1 | 6 | 2 | -6 | 2 | 4 |
| 5 | 1533 | 774 | 759 | 9 | 16 | 7 | 10 | 14 | 11 | 7 | 10 | 10 | 5 | -5 | 5 | 5 |
| 6 | 281 | 144 | 137 | 4 | 6 | 1 | 3 | 4 | 4 | 1 | 3 | 3 | 3 | -2 | 3 | 6 |
| 7 | 256 | 129 | 127 | 6 | 4 | 2 | 3 | 3 | 3 | 1 | 3 | 1 | 3 | -2 | 6 | 6 |
| 8 | 329 | 163 | 166 | 2 | 4 | 1 | 2 | 3 | 3 | 3 | 1 | 1 | 2 | -3 | 2 | 7 |
| 9 | 333 | 172 | 161 | 2 | 2 | 1 | 2 | 3 | 1 | 2 | 2 | 1 | 1 | -1 | 1 | 8 |
| 10～14 | 334 | 173 | 161 | 1 | 2 | 2 | 2 | 1 | 1 | 1 | 1 | 1 | 1 | 1 | -2 | 9 |
| 10 | 1921 | 995 | 926 | 6 | 9 | 5 | 11 | 6 | 4 | 6 | 4 | 4 | 1 | -1 | 11 | 10 |
| 11 | 357 | 190 | 167 | 1 | 1 | 1 | 2 | 2 | 2 | 3 | 1 | 1 | 1 | -3 | 10 | 10 |
| 12 | 393 | 217 | 176 | 1 | 1 | 1 | 5 | 1 | 1 | 1 | 2 | 1 | 2 | -1 | 4 | 11 |
| 13 | 375 | 181 | 194 | 2 | 6 | 1 | 2 | 2 | 1 | 1 | 1 | 1 | 1 | 2 | 6 | 12 |
| 14 | 392 | 189 | 203 | 1 | 1 | 1 | 2 | 2 | 1 | 1 | 1 | 1 | 1 | -1 | 2 | 13 |
| 15～19 | 404 | 218 | 186 | 2 | 1 | 2 | 2 | 1 | 1 | 1 | 1 | 2 | 2 | -1 | 3 | 14 |
| 15 | 2130 | 1114 | 1016 | 14 | 10 | 14 | 11 | 27 | 9 | 95 | 82 | 70 | 94 | -94 | 15 | 15 |
| 16 | 445 | 234 | 211 | 1 | 1 | 2 | 7 | 1 | 1 | 3 | 2 | 2 | 2 | -1 | 15 | 15 |
| 17 | 444 | 235 | 209 | 4 | 1 | 1 | 5 | 1 | 2 | 2 | 4 | 4 | 2 | 2 | 16 | 16 |
| 18 | 443 | 239 | 204 | 1 | 6 | 1 | 2 | 1 | 1 | 1 | 1 | 1 | 1 | -1 | 17 | 17 |
| 19 | 415 | 208 | 207 | 2 | 3 | 3 | 4 | 15 | 1 | 37 | 33 | 47 | 47 | -47 | 18 | 18 |
| 20～24 | 383 | 198 | 185 | 6 | 5 | 9 | 7 | 10 | 4 | 53 | 43 | 48 | 48 | -48 | 19 | 19 |
| 20 | 962 | 528 | 434 | 43 | 33 | 49 | 40 | 24 | 55 | 85 | 107 | 1 | 1 | -18 | 20 | 20 |
| 21 | 289 | 152 | 117 | 10 | 2 | 7 | 6 | 5 | 5 | 12 | 24 | 24 | 24 | -6 | 21 | 21 |
| 22 | 153 | 90 | 63 | 3 | 5 | 7 | 5 | 1 | 6 | 15 | 17 | 1 | 1 | -13 | 22 | 22 |
| 23 | 166 | 84 | 82 | 10 | 7 | 13 | 10 | 5 | 11 | 19 | 34 | 1 | 1 | -2 | 23 | 23 |
| 24 | 226 | 110 | 116 | 13 | 6 | 13 | 10 | 6 | 19 | 28 | 26 | 2 | 2 | -8 | 24 | 24 |
| 25～29 | 1456 | 747 | 709 | 7 | 13 | 9 | 8 | 7 | 14 | 11 | 6 | 1 | 1 | -2 | 25 | 25 |
| 25 | 273 | 137 | 136 | 42 | 60 | 58 | 37 | 49 | 52 | 42 | 47 | 1 | 1 | 8 | 25 | 29 |
| 26 | 262 | 143 | 119 | 8 | 12 | 16 | 7 | 10 | 12 | 13 | 15 | 1 | 1 | -3 | 26 | 26 |
| 27 | 292 | 133 | 159 | 11 | 12 | 9 | 6 | 12 | 5 | 11 | 7 | 1 | 1 | -3 | 27 | 27 |
| 28 | 309 | 166 | 143 | 9 | 10 | 9 | 9 | 8 | 8 | 4 | 6 | 6 | 6 | 5 | 27 | 28 |
| 29 | 320 | 168 | 152 | 5 | 15 | 10 | 10 | 11 | 13 | 9 | 11 | 11 | 11 | 3 | 28 | 28 |
| 30～34 | 2063 | 1080 | 983 | 5 | 15 | 10 | 10 | 8 | 14 | 5 | 8 | 8 | 8 | 2 | 29 | 29 |
| 30 | 391 | 205 | 186 | 54 | 46 | 50 | 36 | 43 | 44 | 44 | 41 | 2 | 2 | 15 | 30 | 34 |
| 31 | 374 | 193 | 181 | 11 | 10 | 8 | 9 | 7 | 9 | 8 | 9 | 9 | 9 | 4 | 30 | 31 |
| 32 | 431 | 226 | 205 | 12 | 12 | 8 | 6 | 9 | 9 | 10 | 6 | 6 | 6 | 1 | 31 | 31 |
| 33 | 440 | 239 | 201 | 13 | 10 | 17 | 9 | 6 | 10 | 14 | 13 | 13 | 13 | 10 | 32 | 32 |
| 34 | 427 | 217 | 210 | 9 | 5 | 8 | 7 | 13 | 8 | 7 | 5 | 2 | 2 | 5 | 33 | 33 |
| 35～39 | 2577 | 1303 | 1274 | 34 | 31 | 35 | 30 | 44 | 32 | 27 | 31 | 4 | 4 | -6 | 34 | 34 |
| 35 | 465 | 220 | 245 | 4 | 9 | 10 | 9 | 13 | 10 | 10 | 8 | 6 | 6 | -2 | 35 | 39 |
| 36 | 475 | 244 | 231 | 11 | 7 | 4 | 4 | 5 | 10 | 5 | 6 | 1 | 1 | 5 | 35 | 36 |
| 37 | 496 | 243 | 253 | 7 | 5 | 10 | 7 | 15 | 3 | 7 | 4 | 1 | 1 | 5 | 36 | 37 |
| 38 | 549 | 279 | 270 | 6 | 6 | 7 | 7 | 6 | 6 | 3 | 6 | 2 | 2 | -6 | 37 | 37 |
| 39 | 592 | 317 | 275 | 6 | 6 | 4 | 3 | 5 | 8 | 3 | 7 | 6 | 6 | 2 | 38 | 38 |
| 40～44 | 3163 | 1588 | 1575 | 28 | 13 | 25 | 20 | 27 | 13 | 24 | 20 | 6 | 2 | -4 | 39 | 39 |
| 40 | 626 | 326 | 300 | 7 | 5 | 7 | 5 | 5 | 6 | 6 | 6 | 6 | 6 | 2 | 40 | 44 |
| 41 | 617 | 295 | 322 | 8 | 4 | 6 | 7 | 4 | 4 | 7 | 4 | 1 | 1 | 5 | 40 | 40 |
| 42 | 653 | 305 | 348 | 3 | 2 | 2 | 5 | 6 | 2 | 4 | 3 | 3 | 3 | 5 | 41 | 41 |
| 43 | 632 | 338 | 294 | 8 | 2 | 3 | 5 | 9 | 1 | 2 | 4 | 1 | 1 | -6 | 42 | 42 |
| 44 | 635 | 324 | 311 | 2 | 2 | 3 | 4 | 3 | 1 | 7 | 5 | 2 | 2 | -2 | 43 | 43 |
| 45～49 | 3234 | 1591 | 1643 | 16 | 14 | 20 | 12 | 27 | 11 | 18 | 13 | 2 | 1 | -3 | 44 | 44 |
| 45 | 641 | 297 | 344 | 7 | 3 | 3 | 5 | 7 | 3 | 3 | 3 | 2 | 1 | -1 | 45 | 49 |
| 46 | 621 | 290 | 321 | 4 | 4 | 7 | 3 | 6 | 2 | 5 | 3 | 1 | 1 | -4 | 45 | 45 |
| 47 | 625 | 328 | 297 | 1 | 2 | 5 | 3 | 6 | 3 | 5 | 3 | 1 | 1 | -6 | 46 | 46 |
| 48 | 666 | 333 | 333 | 5 | 1 | 3 | 3 | 5 | 2 | 2 | 2 | 2 | 2 | -2 | 47 | 47 |
| 49 | 691 | 343 | 348 | 3 | 4 | 2 | 1 | 3 | 1 | 3 | 3 | 1 | 1 | -2 | 48 | 48 |
| | | | | | | | | | | | | | | 2 | 49 | 49 |

| | | | | | | | | | | | | | | | | |
|-------|------|------|------|----|---|----|----|----|----|----|----|-----|-----|------|------|-------|
| 50～54 | 3139 | 1550 | 1589 | 17 | 9 | 16 | 10 | 14 | 10 | 14 | 21 | 5 | 3 | 3 | 15 | 50～54 |
| 50 | 707 | 328 | 379 | 2 | 2 | 3 | 2 | 4 | 2 | 4 | 4 | 4 | 1 | 3 | -3 | 50 |
| 51 | 497 | 255 | 242 | 2 | 2 | 5 | 2 | 2 | 1 | 1 | 4 | 2 | 1 | -3 | -1 | 51 |
| 52 | 618 | 314 | 304 | 5 | 2 | 2 | 2 | 3 | 3 | 4 | 3 | 3 | 1 | 1 | -3 | 52 |
| 53 | 677 | 338 | 339 | 7 | 2 | 1 | 2 | 1 | 2 | 3 | 5 | 3 | 1 | 1 | -3 | 53 |
| 54 | 640 | 315 | 325 | 3 | 2 | 2 | 2 | 4 | 2 | 2 | 5 | 1 | 2 | 2 | -5 | 54 |
| 55～59 | 3615 | 1735 | 1880 | 13 | 8 | 11 | 9 | 15 | 12 | 12 | 7 | 9 | 3 | -12 | -5 | 55～59 |
| 55 | 677 | 324 | 353 | 2 | 1 | 2 | 2 | 1 | 5 | 4 | 2 | 2 | 1 | -1 | -5 | 55 |
| 56 | 684 | 320 | 364 | 2 | 1 | 4 | 2 | 3 | 3 | 3 | 1 | 2 | 1 | 1 | -1 | 56 |
| 57 | 746 | 355 | 391 | 2 | 2 | 3 | 3 | 3 | 3 | 3 | 3 | 1 | 2 | -2 | 1 | 57 |
| 58 | 753 | 368 | 365 | 3 | 2 | 2 | 2 | 4 | 2 | 3 | 1 | 6 | 2 | -4 | -1 | 58 |
| 59 | 755 | 368 | 387 | 4 | 2 | 2 | 2 | 4 | 1 | 4 | 1 | 6 | 2 | -6 | -1 | 59 |
| 60～64 | 4128 | 1975 | 2153 | 2 | 1 | 15 | 4 | 1 | 1 | 7 | 6 | 23 | 10 | -14 | -12 | 60～64 |
| 60 | 763 | 378 | 385 | 2 | 1 | 4 | 2 | 1 | 2 | 2 | 2 | 8 | 5 | -7 | -3 | 60 |
| 61 | 744 | 342 | 402 | 2 | 1 | 5 | 1 | 1 | 3 | 2 | 2 | 2 | 1 | 3 | -1 | 61 |
| 62 | 818 | 379 | 439 | 2 | 2 | 3 | 3 | 1 | 1 | 1 | 1 | 1 | 1 | 1 | -1 | 62 |
| 63 | 905 | 418 | 487 | 1 | 1 | 3 | 1 | 1 | 1 | 1 | 1 | 5 | 3 | -4 | -4 | 63 |
| 64 | 898 | 458 | 440 | 3 | 2 | 3 | 1 | 2 | 1 | 2 | 2 | 7 | 1 | -5 | -3 | 64 |
| 65～69 | 5213 | 2439 | 2774 | 3 | 3 | 15 | 4 | 2 | 4 | 4 | 3 | 50 | 17 | -38 | -17 | 65～69 |
| 65 | 890 | 421 | 469 | 1 | 1 | 2 | 2 | 2 | 2 | 2 | 3 | 8 | 3 | -7 | -2 | 65 |
| 66 | 1018 | 457 | 561 | 1 | 1 | 1 | 1 | 2 | 1 | 2 | 1 | 7 | 4 | -8 | -4 | 66 |
| 67 | 1144 | 565 | 579 | 1 | 1 | 6 | 1 | 1 | 1 | 1 | 1 | 10 | 2 | -4 | -2 | 67 |
| 68 | 1125 | 521 | 604 | 1 | 1 | 1 | 1 | 1 | 1 | 1 | 1 | 9 | 4 | -8 | -4 | 68 |
| 69 | 1036 | 475 | 561 | 1 | 1 | 5 | 1 | 1 | 1 | 1 | 1 | 16 | 4 | -11 | -5 | 69 |
| 70～74 | 3970 | 1697 | 2273 | 4 | 2 | 6 | 5 | 2 | 3 | 3 | 5 | 59 | 19 | -54 | -20 | 70～74 |
| 70 | 1091 | 501 | 590 | 2 | 1 | 3 | 2 | 1 | 1 | 2 | 1 | 14 | 2 | -12 | -1 | 70 |
| 71 | 582 | 246 | 336 | 1 | 1 | 2 | 1 | 1 | 1 | 1 | 1 | 12 | 4 | -12 | -4 | 71 |
| 72 | 655 | 267 | 388 | 1 | 1 | 2 | 1 | 1 | 1 | 1 | 1 | 6 | 3 | -3 | -3 | 72 |
| 73 | 863 | 366 | 497 | 1 | 1 | 1 | 1 | 1 | 1 | 1 | 2 | 16 | 4 | -7 | -6 | 73 |
| 74 | 779 | 317 | 462 | 1 | 1 | 1 | 1 | 1 | 1 | 1 | 1 | 11 | 6 | -10 | -6 | 74 |
| 75～79 | 3757 | 1484 | 2273 | 2 | 2 | 2 | 3 | 3 | 2 | 3 | 1 | 66 | 38 | -67 | -36 | 75～79 |
| 75 | 871 | 361 | 510 | 1 | 1 | 1 | 1 | 1 | 1 | 1 | 1 | 16 | 5 | -16 | -4 | 75 |
| 76 | 753 | 304 | 449 | 1 | 1 | 1 | 1 | 1 | 1 | 1 | 1 | 5 | 6 | -4 | -6 | 76 |
| 77 | 719 | 270 | 449 | 1 | 1 | 1 | 1 | 1 | 1 | 1 | 1 | 15 | 8 | -16 | -6 | 77 |
| 78 | 641 | 249 | 392 | 1 | 1 | 2 | 1 | 2 | 1 | 1 | 1 | 10 | 10 | -15 | -12 | 78 |
| 79 | 773 | 300 | 473 | 1 | 1 | 2 | 2 | 2 | 1 | 2 | 1 | 16 | 9 | -16 | -7 | 79 |
| 80～84 | 3640 | 1391 | 2249 | 1 | 4 | 1 | 2 | 3 | 7 | 3 | 5 | 75 | 79 | -78 | -83 | 80～84 |
| 80 | 804 | 319 | 485 | 2 | 2 | 2 | 2 | 1 | 1 | 1 | 2 | 11 | 12 | -11 | -11 | 80 |
| 81 | 759 | 290 | 469 | 1 | 1 | 1 | 1 | 1 | 1 | 1 | 2 | 12 | 16 | -12 | -12 | 81 |
| 82 | 763 | 285 | 478 | 1 | 1 | 1 | 1 | 1 | 2 | 1 | 2 | 16 | 14 | -17 | -15 | 82 |
| 83 | 657 | 253 | 404 | 1 | 3 | 1 | 1 | 1 | 2 | 1 | 2 | 17 | 18 | -17 | -22 | 83 |
| 84 | 657 | 244 | 413 | 1 | 3 | 1 | 1 | 1 | 1 | 1 | 1 | 19 | 19 | -19 | -18 | 84 |
| 85～89 | 2474 | 755 | 1719 | 1 | 4 | 7 | 2 | 7 | 6 | 11 | 11 | 102 | 106 | -108 | -117 | 85～89 |
| 85 | 604 | 207 | 397 | 1 | 2 | 1 | 2 | 1 | 2 | 1 | 1 | 21 | 17 | -22 | -18 | 85 |
| 86 | 595 | 195 | 400 | 1 | 1 | 1 | 1 | 3 | 3 | 4 | 4 | 18 | 27 | -20 | -32 | 86 |
| 87 | 500 | 154 | 346 | 1 | 1 | 1 | 1 | 3 | 3 | 3 | 3 | 23 | 24 | -23 | -26 | 87 |
| 88 | 358 | 90 | 268 | 1 | 1 | 3 | 1 | 3 | 1 | 1 | 1 | 21 | 19 | -24 | -19 | 88 |
| 89 | 417 | 109 | 308 | 1 | 4 | 1 | 3 | 1 | 1 | 2 | 2 | 19 | 19 | -22 | -19 | 89 |
| 90～94 | 1092 | 276 | 816 | 1 | 4 | 1 | 3 | 3 | 4 | 1 | 1 | 53 | 115 | -55 | -113 | 90～94 |
| 90 | 332 | 94 | 238 | 1 | 2 | 2 | 2 | 1 | 2 | 1 | 1 | 14 | 24 | -15 | -22 | 90 |
| 91 | 276 | 69 | 207 | 1 | 1 | 1 | 1 | 1 | 2 | 1 | 1 | 15 | 24 | -15 | -27 | 91 |
| 92 | 197 | 50 | 147 | 1 | 1 | 1 | 1 | 1 | 1 | 1 | 1 | 9 | 31 | -8 | -30 | 92 |
| 93 | 173 | 42 | 131 | 1 | 1 | 1 | 1 | 2 | 1 | 2 | 1 | 12 | 20 | -13 | -19 | 93 |
| 94 | 114 | 21 | 93 | 1 | 1 | 1 | 1 | 1 | 1 | 1 | 1 | 3 | 16 | -4 | -15 | 94 |
| 95～99 | 251 | 38 | 213 | 1 | 3 | 1 | 1 | 1 | 5 | 1 | 1 | 17 | 83 | -17 | -89 | 95～99 |
| 95 | 75 | 11 | 64 | 1 | 1 | 1 | 1 | 3 | 3 | 1 | 1 | 4 | 30 | -4 | -33 | 95 |
| 96 | 71 | 16 | 55 | 1 | 1 | 1 | 1 | 2 | 2 | 1 | 1 | 7 | 13 | -7 | -15 | 96 |
| 97 | 47 | 6 | 41 | 1 | 1 | 1 | 1 | 1 | 1 | 1 | 1 | 2 | 19 | -2 | -20 | 97 |
| 98 | 27 | 3 | 24 | 1 | 1 | 1 | 1 | 1 | 1 | 1 | 1 | 3 | 10 | -3 | -10 | 98 |
| 99 | 31 | 2 | 29 | 1 | 1 | 1 | 1 | 1 | 1 | 1 | 1 | 1 | 11 | -1 | -11 | 99 |
| 100～ | 45 | 5 | 40 | 1 | 1 | 1 | 1 | 1 | 1 | 1 | 1 | 3 | 11 | -3 | -11 | 100～ |
| 年齢不詳 | 1240 | 593 | 647 | | | | | | | | | | | | | 年齢不詳 |
| 計 | | | | | | | | | | | | | | | | 計 |
| 出生数 | | | | | | | | | | | | | | | | 出生数 |
| 男 | | | | | | | | | | | | | | | | 男 |
| 女 | | | | | | | | | | | | | | | | 女 |
| 120人 | | | | | | | | | | | | | | | | 120人 |
| 247人 | | | | | | | | | | | | | | | | 247人 |

※0歳の「差引増減」は、出生数を含めて算出している。

市町村名：横手市

| 年齢 | 平成29年10月1日現在の人口 | | | | | | | | | | 平成28年10月～平成29年9月の人口動態 | | | | | | | | | | 年齢 |
|-------|-----------------|-------|-------|-----|-----|-----|-----|-----|-----|-----|-----------------------|-----|------|------|------|----|-----|--|--|--|----|
| | 総数 | | 男 | | 女 | | 転入 | | 転出 | | 死亡 | | 差引増減 | | 年齢 | | | | | | |
| | 総数 | 男 | 女 | 男 | 女 | 男 | 女 | 男 | 女 | 男 | 女 | 男 | 女 | 男 | 女 | 男 | 女 | | | | |
| 総数 | 89414 | 41985 | 47429 | 401 | 410 | 503 | 414 | 407 | 393 | 656 | 645 | 736 | 835 | -664 | -810 | 総数 | 0～4 | | | | |
| 0～4 | 2544 | 1238 | 1306 | 24 | 23 | 23 | 19 | 33 | 32 | 18 | 18 | 227 | 231 | 227 | 231 | 0 | 0 | | | | |
| 1 | 467 | 230 | 237 | 2 | 4 | 4 | 2 | 5 | 3 | 2 | 3 | 3 | 2 | 230 | 237 | 1 | 1 | | | | |
| 2 | 526 | 257 | 269 | 7 | 5 | 9 | 7 | 9 | 16 | 4 | 6 | 3 | 4 | 3 | -10 | 2 | 2 | | | | |
| 3 | 489 | 247 | 242 | 7 | 8 | 3 | 2 | 8 | 6 | 3 | 4 | -1 | 4 | -1 | 4 | 3 | 3 | | | | |
| 4 | 533 | 259 | 274 | 3 | 4 | 4 | 1 | 6 | 4 | 4 | 4 | -3 | 3 | -3 | 3 | 4 | 4 | | | | |
| 5～9 | 529 | 245 | 284 | 5 | 4 | 3 | 7 | 5 | 3 | 5 | 5 | -2 | 3 | -2 | 3 | 5 | 5 | | | | |
| 5 | 3171 | 1667 | 1504 | 10 | 17 | 12 | 20 | 12 | 15 | 15 | 12 | 1 | 10 | -6 | 10 | 6 | 6 | | | | |
| 6 | 617 | 298 | 319 | 1 | 6 | 4 | 3 | 5 | 5 | 3 | 1 | 1 | 3 | -5 | 3 | 7 | 7 | | | | |
| 7 | 654 | 363 | 291 | 4 | 2 | 2 | 4 | 2 | 3 | 3 | 5 | 2 | 6 | 2 | -2 | 6 | 6 | | | | |
| 8 | 615 | 325 | 290 | 3 | 2 | 3 | 6 | 3 | 3 | 3 | 3 | 5 | 7 | 5 | 7 | 8 | 8 | | | | |
| 9 | 669 | 309 | 307 | 2 | 2 | 1 | 3 | 1 | 1 | 4 | 3 | 1 | 8 | 3 | 2 | 9 | 9 | | | | |
| 10～14 | 3565 | 1820 | 1745 | 9 | 7 | 9 | 8 | 3 | 4 | 8 | 10 | 7 | 1 | 7 | 1 | 10 | 10 | | | | |
| 10 | 697 | 352 | 345 | 2 | 1 | 2 | 2 | 2 | 1 | 1 | 2 | 2 | 2 | 3 | 1 | 11 | 11 | | | | |
| 11 | 706 | 371 | 335 | 2 | 1 | 3 | 3 | 1 | 1 | 2 | 3 | 1 | 3 | 3 | 3 | 12 | 12 | | | | |
| 12 | 733 | 377 | 356 | 3 | 3 | 3 | 3 | 2 | 2 | 3 | 1 | 3 | 3 | 3 | -3 | 13 | 13 | | | | |
| 13 | 689 | 352 | 337 | 1 | 2 | 1 | 1 | 1 | 1 | 2 | 3 | -1 | 4 | -1 | 4 | 14 | 14 | | | | |
| 14 | 740 | 368 | 372 | 1 | 3 | 2 | 2 | 2 | 1 | 1 | 1 | 4 | 4 | 1 | 4 | 15 | 15 | | | | |
| 15～19 | 3779 | 1933 | 1846 | 19 | 11 | 17 | 11 | 29 | 20 | 102 | 96 | 1 | -94 | -96 | -94 | 15 | 15 | | | | |
| 15 | 773 | 404 | 369 | 3 | 1 | 1 | 1 | 1 | 1 | 1 | 2 | 3 | 1 | 3 | 1 | 16 | 16 | | | | |
| 16 | 785 | 390 | 395 | 2 | 2 | 2 | 1 | 1 | 2 | 2 | 2 | 1 | 1 | -3 | 1 | 17 | 17 | | | | |
| 17 | 859 | 447 | 412 | 1 | 2 | 3 | 3 | 3 | 10 | 44 | 51 | 1 | 1 | -46 | -55 | 18 | 18 | | | | |
| 18 | 714 | 355 | 359 | 6 | 3 | 7 | 7 | 15 | 10 | 7 | 42 | 3 | 3 | -51 | -39 | 19 | 19 | | | | |
| 19 | 648 | 337 | 311 | 7 | 3 | 9 | 7 | 9 | 7 | 58 | 42 | 3 | 4 | -86 | -89 | 20 | 20 | | | | |
| 20～24 | 1679 | 832 | 847 | 53 | 64 | 88 | 90 | 52 | 53 | 172 | 190 | 1 | -17 | -4 | -17 | 21 | 21 | | | | |
| 20 | 472 | 212 | 260 | 2 | 5 | 24 | 10 | 4 | 7 | 25 | 25 | 1 | 1 | -21 | -24 | 22 | 22 | | | | |
| 21 | 272 | 142 | 130 | 6 | 10 | 6 | 15 | 4 | 11 | 28 | 38 | 1 | 1 | -25 | -35 | 23 | 23 | | | | |
| 22 | 252 | 122 | 130 | 8 | 14 | 24 | 15 | 15 | 16 | 42 | 48 | 1 | 1 | -35 | -23 | 24 | 24 | | | | |
| 23 | 287 | 154 | 133 | 15 | 21 | 18 | 26 | 16 | 13 | 51 | 57 | 1 | 1 | -51 | -42 | 25 | 25 | | | | |
| 24 | 396 | 202 | 194 | 22 | 14 | 16 | 24 | 13 | 6 | 26 | 22 | 4 | 2 | -86 | -89 | 26 | 26 | | | | |
| 25～29 | 2728 | 1404 | 1324 | 62 | 75 | 99 | 75 | 73 | 73 | 89 | 80 | 4 | 1 | -5 | -5 | 27 | 27 | | | | |
| 25 | 472 | 261 | 211 | 16 | 14 | 22 | 15 | 17 | 13 | 25 | 19 | 2 | 1 | -4 | -4 | 28 | 28 | | | | |
| 26 | 494 | 269 | 225 | 13 | 16 | 17 | 12 | 12 | 12 | 25 | 16 | 1 | 1 | 3 | 3 | 29 | 29 | | | | |
| 27 | 535 | 246 | 289 | 8 | 15 | 20 | 18 | 11 | 12 | 18 | 19 | 2 | 2 | -1 | -1 | 30 | 30 | | | | |
| 28 | 563 | 291 | 272 | 13 | 14 | 18 | 14 | 12 | 18 | 19 | 15 | 2 | 1 | -2 | -2 | 31 | 31 | | | | |
| 29 | 684 | 337 | 327 | 12 | 16 | 22 | 16 | 21 | 18 | 12 | 11 | 2 | 2 | -1 | -1 | 32 | 32 | | | | |
| 30～34 | 4036 | 2071 | 1965 | 59 | 70 | 59 | 60 | 59 | 67 | 67 | 60 | 1 | 3 | 6 | 6 | 33 | 33 | | | | |
| 30 | 717 | 379 | 338 | 12 | 21 | 17 | 8 | 10 | 17 | 13 | 13 | 1 | 1 | -1 | -1 | 34 | 34 | | | | |
| 31 | 782 | 386 | 396 | 11 | 13 | 12 | 8 | 9 | 12 | 15 | 16 | 1 | 1 | 3 | 3 | 35 | 35 | | | | |
| 32 | 809 | 417 | 392 | 14 | 12 | 15 | 15 | 10 | 19 | 15 | 12 | 1 | 1 | -5 | -5 | 36 | 36 | | | | |
| 33 | 830 | 432 | 398 | 14 | 15 | 15 | 15 | 10 | 19 | 15 | 12 | 1 | 1 | 4 | 4 | 37 | 37 | | | | |
| 34 | 898 | 457 | 441 | 8 | 9 | 9 | 14 | 11 | 12 | 9 | 8 | 2 | 2 | -3 | -3 | 38 | 38 | | | | |
| 35～39 | 4950 | 2601 | 2349 | 52 | 46 | 46 | 32 | 41 | 41 | 39 | 40 | 6 | 1 | 12 | 12 | 39 | 39 | | | | |
| 35 | 984 | 504 | 480 | 15 | 14 | 12 | 10 | 8 | 12 | 6 | 9 | 1 | 1 | 3 | 3 | 40 | 40 | | | | |
| 36 | 924 | 473 | 451 | 4 | 9 | 10 | 6 | 10 | 8 | 8 | 10 | 1 | 1 | -3 | -3 | 41 | 41 | | | | |
| 37 | 1010 | 528 | 482 | 10 | 10 | 10 | 6 | 11 | 7 | 5 | 7 | 2 | 2 | 4 | 4 | 42 | 42 | | | | |
| 38 | 1018 | 566 | 452 | 14 | 5 | 9 | 3 | 5 | 5 | 8 | 8 | 2 | 1 | 7 | 7 | 43 | 43 | | | | |
| 39 | 1014 | 530 | 484 | 9 | 8 | 5 | 7 | 7 | 6 | 11 | 6 | 2 | 2 | -6 | -6 | 44 | 44 | | | | |
| 40～44 | 5241 | 2616 | 2625 | 31 | 22 | 31 | 32 | 37 | 23 | 35 | 35 | 3 | 2 | -13 | -13 | 45 | 45 | | | | |
| 40 | 1040 | 523 | 517 | 3 | 3 | 5 | 9 | 9 | 9 | 4 | 8 | 2 | 2 | 2 | 2 | 46 | 46 | | | | |
| 41 | 1060 | 536 | 524 | 7 | 5 | 5 | 10 | 5 | 5 | 8 | 10 | 1 | 1 | -1 | -1 | 47 | 47 | | | | |
| 42 | 1016 | 529 | 487 | 5 | 4 | 6 | 6 | 8 | 5 | 8 | 7 | 3 | 3 | 1 | 1 | 48 | 48 | | | | |
| 43 | 1087 | 525 | 562 | 10 | 6 | 4 | 4 | 10 | 4 | 5 | 5 | 3 | 3 | -3 | -3 | 49 | 49 | | | | |
| 44 | 1038 | 503 | 535 | 6 | 4 | 7 | 3 | 5 | 5 | 7 | 5 | 1 | 1 | 1 | 1 | 45 | 45 | | | | |
| 45～49 | 5157 | 2578 | 2579 | 19 | 19 | 25 | 14 | 13 | 12 | 28 | 23 | 9 | 4 | -6 | -6 | 46 | 46 | | | | |
| 45 | 1115 | 581 | 534 | 6 | 2 | 12 | 4 | 4 | 2 | 8 | 6 | 1 | 1 | 5 | 5 | 47 | 47 | | | | |
| 46 | 977 | 466 | 511 | 3 | 5 | 4 | 3 | 3 | 3 | 5 | 5 | 3 | 3 | -11 | -11 | 48 | 48 | | | | |
| 47 | 1052 | 542 | 510 | 3 | 6 | 1 | 3 | 4 | 4 | 8 | 8 | 3 | 3 | 8 | 8 | 49 | 49 | | | | |
| 48 | 1028 | 514 | 514 | 6 | 4 | 6 | 2 | 1 | 2 | 2 | 4 | 3 | 3 | -6 | -6 | | | | | | |
| 49 | 985 | 475 | 510 | 1 | 2 | 2 | 2 | 1 | 4 | 5 | 4 | 3 | 1 | 1 | 1 | | | | | | |

| | | | | | | | | | | | | | | | | | | | |
|-------|------|------|------|----|----|----|----|----|----|-----|----|-----|-----|------|------|-------|---|-----|---|
| 50～54 | 5216 | 2577 | 2639 | 24 | 14 | 25 | 6 | 20 | 17 | 24 | 18 | 4 | 3 | 1 | -18 | 50～54 | | | |
| 50 | 1080 | 517 | 563 | 6 | 6 | 5 | 2 | 7 | 3 | 4 | 2 | 2 | 1 | 1 | 2 | 50 | | | |
| 51 | 834 | 412 | 412 | 3 | 2 | 2 | 2 | 1 | 3 | 7 | 5 | 1 | 2 | | -6 | 51 | | | |
| 52 | 1084 | 524 | 560 | 4 | 2 | 5 | 5 | 5 | 6 | 6 | 4 | 2 | | -4 | -3 | 52 | | | |
| 53 | 1092 | 541 | 551 | 8 | 2 | 4 | 2 | 2 | 6 | 4 | 3 | | 6 | | -7 | 53 | | | |
| 54 | 1126 | 553 | 553 | 3 | 2 | 4 | 2 | 5 | 4 | 4 | 3 | 1 | | -1 | | 54 | | | |
| 55～59 | 6514 | 3349 | 3349 | 22 | 10 | 30 | 9 | 12 | 6 | 24 | 10 | 26 | 15 | -10 | -12 | 55～59 | | | |
| 55 | 1138 | 539 | 599 | 5 | 1 | 9 | 2 | 4 | 8 | 8 | 3 | 2 | 2 | | -2 | 55 | | | |
| 56 | 1219 | 593 | 626 | 3 | 1 | 4 | 1 | 4 | 4 | 4 | 1 | 2 | 3 | | -3 | 56 | | | |
| 57 | 1357 | 646 | 711 | 4 | 2 | 8 | 2 | 1 | 2 | 6 | 2 | 7 | 1 | | -2 | 57 | | | |
| 58 | 1396 | 702 | 694 | 7 | 4 | 5 | 2 | 1 | 2 | 4 | 4 | 8 | 5 | | -5 | 58 | | | |
| 59 | 1404 | 685 | 719 | 3 | 2 | 3 | 2 | 2 | 1 | 1 | 7 | 7 | 4 | | -4 | 59 | | | |
| 60～64 | 7682 | 3691 | 3991 | 6 | 10 | 18 | 11 | 9 | 9 | 15 | 11 | 32 | 10 | -32 | -9 | 60～64 | | | |
| 60 | 1482 | 711 | 751 | 2 | 2 | 8 | 4 | 1 | 2 | 2 | 2 | 2 | 2 | | 5 | 60 | | | |
| 61 | 1411 | 698 | 713 | 2 | 1 | 3 | 3 | 1 | 2 | 4 | 4 | 7 | 4 | | -7 | 61 | | | |
| 62 | 1611 | 766 | 845 | 1 | 2 | 3 | 2 | 2 | 2 | 4 | 3 | 8 | 3 | | -10 | 62 | | | |
| 63 | 1601 | 759 | 842 | 1 | 3 | 1 | 1 | 2 | 3 | 3 | 1 | 8 | | -11 | -3 | 63 | | | |
| 64 | 1597 | 757 | 840 | 1 | 2 | 3 | 1 | 3 | 1 | 2 | 1 | 7 | 1 | | -2 | 64 | | | |
| 65～69 | 8545 | 4164 | 4381 | 2 | 5 | 10 | 6 | 8 | 1 | 7 | 6 | 57 | 23 | -60 | -19 | 65～69 | | | |
| 65 | 1690 | 812 | 878 | 1 | 1 | 2 | 1 | 1 | 1 | 2 | 2 | 11 | 8 | | -10 | 65 | | | |
| 66 | 1630 | 803 | 827 | 2 | 2 | 2 | 1 | 1 | 2 | 2 | 1 | 12 | 2 | | -13 | 66 | | | |
| 67 | 1831 | 942 | 889 | | | 4 | 2 | 4 | | | 2 | 18 | 3 | | -3 | 67 | | | |
| 68 | 1779 | 821 | 958 | 2 | 2 | 2 | 2 | 2 | 3 | 3 | 1 | 9 | 4 | | -12 | 68 | | | |
| 69 | 1615 | 786 | 829 | | | 2 | 2 | 2 | 2 | 2 | 7 | 6 | 6 | | -4 | 69 | | | |
| 70～74 | 5836 | 2703 | 3133 | 2 | 1 | 2 | 2 | 2 | 1 | 2 | 5 | 62 | 26 | -60 | -29 | 70～74 | | | |
| 70 | 1557 | 753 | 804 | 1 | | 1 | | | | | 2 | 11 | 7 | | -9 | 70 | | | |
| 71 | 978 | 431 | 547 | | | | | | | | 1 | 7 | 1 | | -7 | 71 | | | |
| 72 | 991 | 465 | 526 | 1 | | 1 | | | | 1 | 1 | 16 | 8 | | -15 | 72 | | | |
| 73 | 1159 | 524 | 635 | | 1 | | 1 | | 1 | 1 | 2 | 14 | 7 | | -7 | 73 | | | |
| 74 | 1151 | 530 | 621 | | | | 1 | | 1 | | 2 | 14 | 3 | | -4 | 74 | | | |
| 75～79 | 5800 | 2513 | 3287 | 3 | 4 | 5 | 11 | 2 | 6 | 5 | 9 | 88 | 68 | -87 | -68 | 75～79 | | | |
| 75 | 1198 | 548 | 650 | 1 | 1 | 2 | 3 | 1 | 1 | 1 | 1 | 18 | 12 | | -18 | 75 | | | |
| 76 | 1201 | 537 | 664 | | | 1 | 1 | | 1 | 1 | 1 | 15 | 15 | | -9 | 76 | | | |
| 77 | 1163 | 511 | 652 | | 1 | 1 | 2 | 1 | 1 | 1 | 1 | 22 | 10 | | -15 | 77 | | | |
| 78 | 1033 | 421 | 612 | 1 | 2 | 2 | 3 | 1 | 1 | 5 | 5 | 11 | 8 | | -23 | 78 | | | |
| 79 | 1205 | 496 | 709 | 2 | 2 | 2 | 2 | 2 | 3 | 3 | 1 | 22 | 23 | | -9 | 79 | | | |
| 80～84 | 5902 | 2252 | 3650 | 2 | 3 | 2 | 3 | 2 | 2 | 3 | 4 | 122 | 117 | -123 | -25 | 80～84 | | | |
| 80 | 1265 | 513 | 752 | | 1 | 1 | 1 | | | | 2 | 13 | 19 | | -12 | 80 | | | |
| 81 | 1260 | 496 | 764 | 1 | | 1 | 1 | 2 | 1 | 1 | 1 | 28 | 18 | | -19 | 81 | | | |
| 82 | 1233 | 458 | 775 | | 1 | 1 | | | 1 | 1 | 1 | 18 | 16 | | -30 | 82 | | | |
| 83 | 1055 | 392 | 663 | | | | | | | | 1 | 16 | 16 | | -18 | 83 | | | |
| 84 | 1089 | 393 | 696 | 1 | 1 | 1 | 1 | | 1 | 1 | 1 | 34 | 30 | | -20 | 84 | | | |
| 85～89 | 4242 | 1369 | 2873 | 1 | 7 | 1 | 3 | 2 | 3 | 3 | 9 | 173 | 197 | -176 | -199 | 85～89 | | | |
| 85 | 1032 | 364 | 668 | | 2 | 1 | 1 | 2 | 3 | 3 | 3 | 43 | 29 | | -43 | 85 | | | |
| 86 | 914 | 338 | 576 | | | 1 | 1 | 1 | | 4 | 4 | 36 | 30 | | -29 | 86 | | | |
| 87 | 875 | 279 | 596 | | | 1 | 1 | | 2 | 1 | 1 | 30 | 39 | | -37 | 87 | | | |
| 88 | 735 | 208 | 527 | | 3 | | 1 | 1 | | | 1 | 33 | 42 | | -30 | 88 | | | |
| 89 | 686 | 180 | 506 | 1 | 2 | 2 | 2 | 1 | 1 | 1 | 1 | 33 | 42 | | -39 | 89 | | | |
| 90～94 | 2061 | 526 | 1535 | 1 | 2 | 1 | 2 | 2 | 8 | 5 | 5 | 103 | 211 | -101 | -57 | 90～94 | | | |
| 90 | 607 | 174 | 433 | | 1 | 1 | 1 | | | | 5 | 28 | 44 | | -30 | 90 | | | |
| 91 | 501 | 135 | 366 | | 1 | | 1 | | 1 | 1 | 3 | 20 | 38 | | -28 | 91 | | | |
| 92 | 405 | 94 | 311 | | 1 | 1 | | | 2 | 2 | 3 | 20 | 59 | | -42 | 92 | | | |
| 93 | 311 | 78 | 233 | 1 | | | | | | 1 | 1 | 21 | 28 | | -62 | 93 | | | |
| 94 | 237 | 45 | 192 | | | | 1 | | 3 | | 1 | 13 | 42 | | -28 | 94 | | | |
| 95～99 | 412 | 74 | 338 | | | | | | | | 4 | 33 | 124 | -13 | -45 | 95～99 | | | |
| 95 | 149 | 24 | 125 | | | | | | | | 3 | 16 | 41 | | -13 | 95 | | | |
| 96 | 103 | 18 | 85 | | | | | | | | 3 | 5 | 30 | | -33 | 96 | | | |
| 97 | 93 | 11 | 82 | | | | | | | 1 | | 5 | 30 | | -16 | 97 | | | |
| 98 | 37 | 10 | 27 | | | | | | | | 1 | 2 | 22 | | -5 | 98 | | | |
| 99 | 30 | 11 | 19 | | | | | | | | | 2 | 18 | | -7 | 99 | | | |
| 100～ | 50 | 1 | 49 | | | | | | | | | 3 | 13 | | -2 | 100～ | | | |
| 年齢不詳 | 304 | 190 | 114 | | | | | | | | | 8 | 32 | | -3 | 年齢不詳 | | | |
| 計 | | | | | | | | | | 出生数 | 男 | 231 | 人 | 女 | 239 | 人 | 計 | 470 | 人 |

※0歳の「差引増減」は、出生数を含めて算出している。

市町村名：大館市

| 年齢 | 平成29年10月1日現在の人口 | | | | | | | | | | 平成28年10月～平成29年9月の人口動態 | | | | | | | | | | 年齢 |
|-------|-----------------|-------|-------|-----|-----|-----|-----|-----|-----|-----|-----------------------|-----|------|------|-----|-----|----|----|--|--|----|
| | 総数 | | 男 | | 女 | | 転入 | | 転出 | | 死亡 | | 差引増減 | | 年齢 | | | | | | |
| | 総数 | | 男 | | 女 | | 県内 | | 県外 | | 県内 | | 県外 | | 男 | | 女 | | | | |
| | 総数 | 女 | 男 | 女 | 男 | 女 | 男 | 女 | 男 | 女 | 男 | 女 | 男 | 女 | 男 | 女 | 男 | 女 | | | |
| 0～4 | 72189 | 33719 | 38470 | 293 | 481 | 406 | 346 | 295 | 594 | 603 | 544 | 605 | -440 | -601 | 210 | 210 | 0 | 4 | | | |
| 0 | 2014 | 1047 | 967 | 24 | 32 | 22 | 25 | 14 | 27 | 25 | 193 | 27 | 186 | 207 | 0 | 0 | 0 | 4 | | | |
| 1 | 393 | 186 | 207 | 6 | 5 | 5 | 7 | 3 | 10 | 4 | 4 | 4 | 5 | 5 | 4 | 1 | 1 | 4 | | | |
| 1 | 412 | 225 | 187 | 7 | 9 | 7 | 7 | 6 | 4 | 11 | 4 | 6 | 5 | 5 | 4 | 1 | 1 | 4 | | | |
| 2 | 422 | 228 | 194 | 6 | 10 | 5 | 2 | 1 | 6 | 1 | 1 | 6 | 5 | 9 | 1 | 1 | 2 | 1 | | | |
| 3 | 365 | 183 | 182 | 3 | 3 | 4 | 6 | 4 | 3 | 5 | 4 | 4 | 4 | 3 | 3 | 3 | 3 | 3 | | | |
| 4 | 422 | 225 | 197 | 5 | 5 | 1 | 3 | 4 | 4 | 4 | 2 | 4 | 1 | 2 | 2 | 4 | 4 | 4 | | | |
| 5～9 | 2456 | 1303 | 1153 | 10 | 9 | 13 | 7 | 16 | 17 | 9 | -5 | 17 | -5 | -2 | 5 | 9 | 5 | 9 | | | |
| 5 | 448 | 234 | 214 | 2 | 3 | 4 | 2 | 5 | 3 | 1 | 1 | 3 | -3 | 1 | 1 | 5 | 1 | 1 | | | |
| 6 | 468 | 239 | 229 | 1 | 3 | 1 | 1 | 4 | 3 | 3 | 5 | 3 | -3 | -5 | 1 | 6 | 6 | 6 | | | |
| 7 | 482 | 256 | 226 | 4 | 4 | 4 | 3 | 3 | 5 | 3 | 3 | 5 | 3 | 1 | 7 | 7 | 7 | 7 | | | |
| 8 | 524 | 295 | 229 | 1 | 2 | 2 | 3 | 2 | 3 | 2 | 2 | 2 | -6 | -1 | 8 | 8 | 8 | 8 | | | |
| 9 | 534 | 279 | 255 | 3 | 2 | 2 | 1 | 2 | 3 | 2 | 1 | 3 | -6 | -1 | 9 | 9 | 9 | 9 | | | |
| 10～14 | 2733 | 1401 | 1332 | 6 | 4 | 7 | 4 | 4 | 4 | 10 | 4 | 4 | 4 | -3 | 10 | 14 | 10 | 14 | | | |
| 10 | 515 | 240 | 275 | 1 | 3 | 2 | 1 | 1 | 1 | 2 | 3 | 1 | 3 | 2 | 10 | 10 | 10 | 10 | | | |
| 11 | 537 | 282 | 255 | 2 | 1 | 2 | 1 | 1 | 1 | 3 | 1 | 1 | 1 | -3 | 11 | 11 | 11 | 11 | | | |
| 12 | 593 | 307 | 286 | 3 | 1 | 3 | 1 | 1 | 1 | 3 | 2 | 1 | 2 | 1 | 12 | 12 | 12 | 12 | | | |
| 13 | 525 | 288 | 237 | 1 | 1 | 2 | 1 | 1 | 1 | 1 | 1 | 1 | -1 | 1 | 13 | 13 | 13 | 13 | | | |
| 14 | 564 | 284 | 279 | 1 | 1 | 1 | 1 | 1 | 1 | 2 | -1 | 1 | -1 | -3 | 14 | 14 | 14 | 14 | | | |
| 15～19 | 2909 | 1456 | 1453 | 33 | 13 | 26 | 20 | 11 | 117 | 118 | -81 | 117 | -81 | -80 | 15 | 19 | 15 | 19 | | | |
| 15 | 618 | 304 | 314 | 2 | 1 | 2 | 1 | 2 | 2 | 2 | -1 | 2 | -1 | 1 | 15 | 15 | 15 | 15 | | | |
| 16 | 603 | 317 | 286 | 2 | 1 | 2 | 1 | 2 | 1 | 2 | -1 | 1 | -1 | -2 | 16 | 16 | 16 | 16 | | | |
| 17 | 686 | 354 | 332 | 1 | 1 | 1 | 1 | 1 | 1 | 3 | 1 | 1 | 1 | -1 | 17 | 17 | 17 | 17 | | | |
| 18 | 482 | 249 | 243 | 24 | 15 | 10 | 14 | 5 | 102 | 98 | -77 | 102 | -77 | -84 | 18 | 18 | 18 | 18 | | | |
| 19 | 510 | 232 | 278 | 4 | 8 | 14 | 5 | 3 | 12 | 18 | -5 | 12 | -5 | -4 | 19 | 19 | 19 | 19 | | | |
| 20～24 | 1886 | 947 | 939 | 48 | 51 | 96 | 64 | 51 | 123 | 148 | -45 | 123 | -45 | -52 | 20 | 24 | 20 | 24 | | | |
| 20 | 456 | 231 | 225 | 8 | 16 | 10 | 24 | 4 | 37 | 39 | -37 | 37 | -37 | -29 | 20 | 20 | 20 | 20 | | | |
| 21 | 165 | 82 | 83 | 5 | 12 | 22 | 4 | 9 | 16 | 25 | -7 | 16 | -7 | -7 | 21 | 21 | 21 | 21 | | | |
| 22 | 353 | 177 | 176 | 13 | 18 | 31 | 17 | 22 | 38 | 47 | -11 | 38 | -11 | -21 | 22 | 22 | 22 | 22 | | | |
| 23 | 360 | 190 | 170 | 7 | 10 | 19 | 4 | 8 | 19 | 16 | 3 | 19 | 3 | 7 | 23 | 23 | 23 | 23 | | | |
| 24 | 397 | 194 | 203 | 12 | 14 | 13 | 15 | 8 | 13 | 21 | 2 | 13 | 2 | 2 | 24 | 24 | 24 | 24 | | | |
| 25～29 | 2440 | 1297 | 1143 | 63 | 51 | 75 | 49 | 49 | 68 | 68 | 21 | 68 | 21 | -2 | 25 | 29 | 25 | 29 | | | |
| 25 | 470 | 260 | 210 | 17 | 9 | 16 | 11 | 14 | 13 | 19 | 12 | 13 | 12 | 8 | 25 | 25 | 25 | 25 | | | |
| 26 | 473 | 258 | 215 | 6 | 18 | 10 | 8 | 6 | 17 | 17 | -1 | 17 | -1 | -7 | 26 | 26 | 26 | 26 | | | |
| 27 | 471 | 251 | 220 | 12 | 16 | 9 | 11 | 9 | 13 | 11 | 7 | 13 | 7 | 5 | 27 | 27 | 27 | 27 | | | |
| 28 | 503 | 270 | 233 | 17 | 6 | 7 | 7 | 8 | 9 | 10 | 8 | 9 | 8 | 7 | 28 | 28 | 28 | 28 | | | |
| 29 | 523 | 258 | 265 | 11 | 14 | 12 | 12 | 12 | 16 | 11 | -5 | 16 | -5 | 10 | 29 | 29 | 29 | 29 | | | |
| 30～34 | 3110 | 1615 | 1495 | 46 | 42 | 45 | 42 | 36 | 55 | 57 | -6 | 55 | -6 | -6 | 30 | 34 | 30 | 34 | | | |
| 30 | 575 | 298 | 277 | 13 | 13 | 10 | 7 | 10 | 9 | 13 | 7 | 9 | 7 | 1 | 30 | 30 | 30 | 30 | | | |
| 31 | 585 | 276 | 309 | 6 | 12 | 8 | 12 | 5 | 11 | 5 | -4 | 11 | -4 | 10 | 31 | 31 | 31 | 31 | | | |
| 32 | 593 | 311 | 282 | 8 | 9 | 7 | 8 | 9 | 8 | 13 | 1 | 8 | -2 | 10 | 32 | 32 | 32 | 32 | | | |
| 33 | 684 | 379 | 305 | 9 | 4 | 13 | 10 | 7 | 7 | 8 | 7 | 7 | -7 | -7 | 33 | 33 | 33 | 33 | | | |
| 34 | 673 | 351 | 322 | 10 | 4 | 10 | 8 | 5 | 19 | 12 | -7 | 19 | -7 | -9 | 34 | 34 | 34 | 34 | | | |
| 35～39 | 3745 | 1925 | 1820 | 40 | 34 | 31 | 36 | 29 | 44 | 51 | 6 | 44 | 6 | -15 | 35 | 39 | 35 | 39 | | | |
| 35 | 710 | 353 | 357 | 9 | 12 | 11 | 6 | 7 | 9 | 11 | 5 | 9 | 5 | 5 | 35 | 35 | 35 | 35 | | | |
| 36 | 723 | 379 | 344 | 5 | 9 | 7 | 6 | 3 | 13 | 13 | 1 | 13 | 1 | 5 | 36 | 36 | 36 | 36 | | | |
| 37 | 710 | 361 | 349 | 7 | 5 | 4 | 9 | 5 | 4 | 7 | -3 | 4 | -3 | -2 | 37 | 37 | 37 | 37 | | | |
| 38 | 795 | 426 | 369 | 13 | 6 | 4 | 7 | 4 | 12 | 9 | -4 | 12 | -4 | -4 | 38 | 38 | 38 | 38 | | | |
| 39 | 807 | 406 | 401 | 6 | 3 | 4 | 8 | 10 | 6 | 11 | -1 | 6 | -1 | -14 | 39 | 39 | 39 | 39 | | | |
| 40～44 | 4460 | 2312 | 2148 | 30 | 16 | 27 | 19 | 21 | 34 | 27 | -6 | 34 | -6 | -6 | 40 | 44 | 40 | 44 | | | |
| 40 | 883 | 454 | 429 | 8 | 3 | 6 | 7 | 7 | 9 | 4 | 1 | 9 | 1 | -6 | 40 | 40 | 40 | 40 | | | |
| 41 | 882 | 477 | 405 | 6 | 6 | 4 | 4 | 2 | 6 | 7 | -2 | 6 | -2 | -2 | 41 | 41 | 41 | 41 | | | |
| 42 | 859 | 441 | 418 | 6 | 2 | 7 | 8 | 2 | 8 | 4 | 2 | 8 | 2 | 2 | 42 | 42 | 42 | 42 | | | |
| 43 | 939 | 466 | 473 | 7 | 3 | 4 | 3 | 6 | 4 | 4 | 3 | 4 | 3 | -3 | 43 | 43 | 43 | 43 | | | |
| 44 | 897 | 474 | 423 | 3 | 2 | 5 | 3 | 3 | 4 | 8 | 3 | 4 | 3 | -6 | 44 | 44 | 44 | 44 | | | |
| 45～49 | 4274 | 2109 | 2165 | 15 | 6 | 12 | 21 | 12 | 34 | 10 | -16 | 34 | -16 | -7 | 45 | 49 | 45 | 49 | | | |
| 45 | 888 | 442 | 446 | 2 | 3 | 6 | 2 | 2 | 6 | 4 | 2 | 6 | 2 | 3 | 45 | 45 | 45 | 45 | | | |
| 46 | 859 | 438 | 421 | 1 | 1 | 3 | 3 | 2 | 5 | 1 | 1 | 5 | 1 | -3 | 46 | 46 | 46 | 46 | | | |
| 47 | 841 | 425 | 416 | 6 | 3 | 1 | 2 | 2 | 5 | 3 | 1 | 5 | 1 | -4 | 47 | 47 | 47 | 47 | | | |
| 48 | 842 | 407 | 435 | 5 | 1 | 2 | 8 | 5 | 10 | 2 | -8 | 10 | -8 | -3 | 48 | 48 | 48 | 48 | | | |
| 49 | 844 | 397 | 447 | 1 | 1 | 6 | 6 | 2 | 6 | 2 | -7 | 6 | -7 | -3 | 49 | 49 | 49 | 49 | | | |

| | | | | | | | | | | | | | | | | | | | | | | |
|---------|------|------|------|----|----|----|----|----|----|---|----|----|-----|-----|------|------|---------|-----|---|---|-----|---|
| 50 ~ 54 | 4280 | 2104 | 2176 | 13 | 12 | 22 | 15 | 15 | 15 | 9 | 21 | 17 | 6 | 4 | -7 | -3 | 50 ~ 54 | | | | | |
| 50 | 844 | 429 | 415 | 4 | 2 | 2 | 1 | 3 | 3 | 7 | 7 | 6 | 1 | 2 | -5 | -5 | 50 | | | | | |
| 51 | 725 | 358 | 367 | 1 | 1 | 7 | 2 | 3 | 3 | 3 | 3 | 2 | 3 | 2 | -1 | -4 | 51 | | | | | |
| 52 | 931 | 482 | 449 | 2 | 2 | 5 | 4 | 3 | 3 | 2 | 2 | 1 | 1 | 2 | 1 | 4 | 52 | | | | | |
| 53 | 868 | 399 | 469 | 1 | 4 | 5 | 4 | 4 | 4 | 3 | 4 | 5 | 1 | 3 | -3 | 4 | 53 | | | | | |
| 54 | 912 | 436 | 476 | 5 | 3 | 3 | 4 | 2 | 2 | 4 | 5 | 3 | 1 | 4 | 1 | 2 | 54 | | | | | |
| 55 ~ 59 | 5073 | 2487 | 2586 | 18 | 11 | 14 | 10 | 17 | 17 | 7 | 19 | 12 | 18 | 8 | -22 | -6 | 55 ~ 59 | | | | | |
| 55 | 919 | 452 | 467 | 4 | 2 | 6 | 3 | 4 | 4 | 1 | 7 | 4 | 4 | 1 | -5 | -1 | 55 | | | | | |
| 56 | 1068 | 518 | 550 | 3 | 2 | 1 | 2 | 5 | 5 | 2 | 3 | 3 | 1 | 1 | -4 | -2 | 56 | | | | | |
| 57 | 980 | 471 | 509 | 5 | 2 | 1 | 2 | 2 | 2 | 1 | 1 | 1 | 5 | 3 | -2 | -1 | 57 | | | | | |
| 58 | 1053 | 514 | 539 | 5 | 5 | 3 | 2 | 4 | 4 | 2 | 4 | 3 | 4 | 3 | -4 | -1 | 58 | | | | | |
| 59 | 1053 | 532 | 521 | 1 | 1 | 2 | 2 | 2 | 2 | 4 | 4 | 1 | 4 | 1 | -7 | -1 | 59 | | | | | |
| 60 ~ 64 | 5602 | 2766 | 2836 | 8 | 3 | 24 | 10 | 10 | 10 | 5 | 14 | 9 | 29 | 19 | -21 | -20 | 60 ~ 64 | | | | | |
| 60 | 1064 | 519 | 545 | 3 | 2 | 17 | 1 | 4 | 4 | 1 | 5 | 4 | 7 | 5 | 4 | -7 | 60 | | | | | |
| 61 | 962 | 497 | 465 | 1 | 1 | 2 | 3 | 2 | 2 | 3 | 3 | 1 | 8 | 4 | -10 | -2 | 61 | | | | | |
| 62 | 1088 | 554 | 534 | 3 | 2 | 2 | 3 | 2 | 2 | 2 | 2 | 1 | 4 | 2 | -1 | -5 | 62 | | | | | |
| 63 | 1191 | 575 | 616 | 3 | 2 | 2 | 3 | 1 | 1 | 2 | 2 | 1 | 3 | 6 | -6 | -6 | 63 | | | | | |
| 64 | 1297 | 621 | 676 | 1 | 1 | 3 | 3 | 2 | 2 | 2 | 2 | 2 | 7 | 2 | -8 | -6 | 64 | | | | | |
| 65 ~ 69 | 6829 | 3237 | 3592 | 8 | 7 | 18 | 8 | 5 | 5 | 3 | 4 | 4 | 50 | 24 | -33 | -16 | 65 ~ 69 | | | | | |
| 65 | 1231 | 552 | 679 | 2 | 3 | 10 | 2 | 2 | 2 | 1 | 1 | 1 | 11 | 2 | -2 | 3 | 65 | | | | | |
| 66 | 1281 | 607 | 674 | 1 | 2 | 2 | 2 | 1 | 1 | 1 | 1 | 1 | 8 | 2 | -6 | 3 | 66 | | | | | |
| 67 | 1451 | 716 | 735 | 2 | 2 | 2 | 1 | 1 | 1 | 2 | 2 | 2 | 11 | 7 | -10 | -8 | 67 | | | | | |
| 68 | 1481 | 712 | 769 | 1 | 1 | 1 | 2 | 1 | 1 | 1 | 1 | 1 | 7 | 5 | -8 | -4 | 68 | | | | | |
| 69 | 1385 | 650 | 735 | 3 | 2 | 3 | 1 | 1 | 1 | 1 | 1 | 1 | 13 | 8 | -7 | -7 | 69 | | | | | |
| 70 ~ 74 | 5169 | 2301 | 2868 | 4 | 3 | 2 | 4 | 5 | 5 | 7 | 5 | 4 | 55 | 25 | -59 | -29 | 70 ~ 74 | | | | | |
| 70 | 1415 | 659 | 756 | 3 | 1 | 2 | 2 | 1 | 1 | 3 | 2 | 1 | 8 | 7 | -8 | -9 | 70 | | | | | |
| 71 | 764 | 361 | 403 | 1 | 1 | 2 | 2 | 1 | 1 | 1 | 1 | 1 | 10 | 1 | -10 | 1 | 71 | | | | | |
| 72 | 870 | 387 | 483 | 2 | 2 | 2 | 2 | 2 | 2 | 1 | 2 | 1 | 12 | 4 | -14 | -6 | 72 | | | | | |
| 73 | 1067 | 474 | 593 | 1 | 1 | 2 | 1 | 1 | 1 | 2 | 2 | 2 | 11 | 8 | -12 | -7 | 73 | | | | | |
| 74 | 1053 | 420 | 633 | 1 | 1 | 2 | 1 | 1 | 1 | 2 | 2 | 2 | 14 | 5 | -15 | -8 | 74 | | | | | |
| 75 ~ 79 | 5000 | 2025 | 2975 | 2 | 3 | 5 | 3 | 4 | 4 | 3 | 2 | 5 | 67 | 40 | -66 | -42 | 75 ~ 79 | | | | | |
| 75 | 1075 | 463 | 612 | 2 | 2 | 2 | 3 | 1 | 1 | 2 | 2 | 2 | 8 | 9 | -9 | -11 | 75 | | | | | |
| 76 | 1015 | 416 | 599 | 1 | 1 | 1 | 1 | 1 | 1 | 2 | 2 | 2 | 11 | 8 | -11 | -8 | 76 | | | | | |
| 77 | 1012 | 370 | 642 | 1 | 2 | 2 | 2 | 1 | 1 | 1 | 1 | 1 | 15 | 8 | -13 | -8 | 77 | | | | | |
| 78 | 865 | 360 | 565 | 1 | 2 | 2 | 1 | 1 | 1 | 1 | 1 | 2 | 18 | 3 | -17 | -3 | 78 | | | | | |
| 79 | 1033 | 416 | 617 | 1 | 1 | 1 | 1 | 1 | 1 | 1 | 1 | 2 | 15 | 12 | -16 | -12 | 79 | | | | | |
| 80 ~ 84 | 4897 | 1816 | 3081 | 2 | 2 | 2 | 3 | 3 | 3 | 7 | 2 | 11 | 91 | 92 | -92 | -105 | 80 ~ 84 | | | | | |
| 80 | 1070 | 403 | 667 | 1 | 1 | 1 | 1 | 1 | 1 | 3 | 3 | 3 | 15 | 18 | -13 | -20 | 80 | | | | | |
| 81 | 1063 | 393 | 670 | 1 | 1 | 1 | 1 | 1 | 1 | 2 | 2 | 2 | 19 | 18 | -19 | -19 | 81 | | | | | |
| 82 | 974 | 386 | 588 | 1 | 1 | 1 | 1 | 1 | 1 | 2 | 1 | 1 | 12 | 17 | -13 | -19 | 82 | | | | | |
| 83 | 890 | 327 | 563 | 1 | 1 | 2 | 1 | 2 | 2 | 1 | 1 | 4 | 24 | 21 | -25 | -26 | 83 | | | | | |
| 84 | 900 | 307 | 593 | 2 | 2 | 1 | 2 | 2 | 2 | 4 | 4 | 1 | 21 | 18 | -22 | -21 | 84 | | | | | |
| 85 ~ 89 | 3202 | 1020 | 2182 | 3 | 1 | 1 | 4 | 4 | 4 | 5 | 3 | 14 | 126 | 134 | -126 | -148 | 85 ~ 89 | | | | | |
| 85 | 703 | 232 | 471 | 1 | 1 | 2 | 2 | 2 | 2 | 2 | 3 | 3 | 29 | 25 | -27 | -27 | 85 | | | | | |
| 86 | 759 | 265 | 494 | 2 | 1 | 1 | 1 | 1 | 1 | 1 | 1 | 2 | 27 | 27 | -28 | -28 | 86 | | | | | |
| 87 | 678 | 213 | 465 | 2 | 2 | 2 | 1 | 2 | 2 | 2 | 2 | 1 | 21 | 35 | -23 | -38 | 87 | | | | | |
| 88 | 540 | 170 | 370 | 1 | 1 | 1 | 1 | 1 | 1 | 1 | 1 | 8 | 24 | 21 | -24 | -28 | 88 | | | | | |
| 89 | 522 | 140 | 382 | 1 | 1 | 1 | 1 | 1 | 1 | 1 | 1 | 1 | 25 | 26 | -25 | -27 | 89 | | | | | |
| 90 ~ 94 | 1476 | 379 | 1097 | 1 | 1 | 1 | 1 | 3 | 3 | 3 | 1 | 3 | 63 | 151 | -63 | -157 | 90 ~ 94 | | | | | |
| 90 | 422 | 119 | 303 | 1 | 1 | 1 | 1 | 1 | 1 | 1 | 1 | 1 | 19 | 34 | -19 | -36 | 90 | | | | | |
| 91 | 337 | 85 | 252 | 1 | 1 | 1 | 1 | 2 | 2 | 2 | 1 | 1 | 13 | 37 | -40 | -40 | 91 | | | | | |
| 92 | 306 | 86 | 220 | 1 | 1 | 1 | 1 | 1 | 1 | 1 | 1 | 1 | 18 | 29 | -19 | -29 | 92 | | | | | |
| 93 | 228 | 62 | 166 | 1 | 1 | 1 | 1 | 1 | 1 | 1 | 1 | 1 | 5 | 27 | -5 | -28 | 93 | | | | | |
| 94 | 183 | 27 | 156 | 1 | 1 | 1 | 1 | 1 | 1 | 1 | 1 | 1 | 8 | 24 | -8 | -24 | 94 | | | | | |
| 95 ~ 99 | 355 | 46 | 309 | 3 | 3 | 3 | 3 | 3 | 3 | 3 | 3 | 1 | 20 | 74 | -20 | -78 | 95 ~ 99 | | | | | |
| 95 | 120 | 19 | 101 | 1 | 1 | 1 | 1 | 1 | 1 | 1 | 1 | 1 | 6 | 25 | -6 | -27 | 95 | | | | | |
| 96 | 86 | 3 | 83 | 1 | 1 | 1 | 1 | 1 | 1 | 1 | 1 | 1 | 10 | 20 | -10 | -21 | 96 | | | | | |
| 97 | 80 | 14 | 66 | 1 | 1 | 1 | 1 | 1 | 1 | 1 | 1 | 1 | 10 | 10 | -10 | -10 | 97 | | | | | |
| 98 | 34 | 3 | 31 | 1 | 1 | 1 | 1 | 1 | 1 | 1 | 1 | 1 | 3 | 15 | -3 | -16 | 98 | | | | | |
| 99 | 35 | 7 | 28 | 1 | 1 | 1 | 1 | 1 | 1 | 1 | 1 | 1 | 1 | 4 | -1 | -4 | 99 | | | | | |
| 100 ~ | 55 | 6 | 49 | 1 | 1 | 1 | 1 | 1 | 1 | 1 | 1 | 1 | 8 | 30 | -8 | -30 | 100 ~ | | | | | |
| 年齢不詳 | 224 | 120 | 104 | 1 | 1 | 1 | 1 | 1 | 1 | 1 | 1 | 1 | 8 | 30 | -8 | -30 | 年齢不詳 | | | | | |
| 出生数 | 出生数 | | | | | | | | | | | | | 男 | 189 | 人 | 女 | 203 | 人 | 計 | 392 | 人 |

※0歳の「差引増減」は、出生数を含めて算出している。

市町村名： 男鹿市

| 年齢 | 平成29年10月1日現在の人口 | | | | | | | | | | 平成28年10月～平成29年9月の人口動態 | | | | | | | | | | 年齢 |
|-------|-----------------|-------|---------|-----|---------|----|---------|-----|---------|-----|-----------------------|-----|---------|------|---------|----|--|--|--|--|----|
| | 総数 | | 男 | | 女 | | 転入 | | 転出 | | 死亡 | | 差引増減 | | 年齢 | | | | | | |
| | 10月1日現在 | | 10月1日現在 | | 10月1日現在 | | 10月1日現在 | | 10月1日現在 | | 10月1日現在 | | 10月1日現在 | | 10月1日現在 | | | | | | |
| | 男 | 女 | 男 | 女 | 男 | 女 | 男 | 女 | 男 | 女 | 男 | 女 | 男 | 女 | 男 | 女 | | | | | |
| 0～4 | 27141 | 14374 | 12767 | 115 | 146 | 86 | 199 | 209 | 152 | 166 | 248 | 260 | -276 | -389 | 45 | 45 | | | | | |
| 0 | 549 | 263 | 286 | 8 | 7 | 2 | 13 | 10 | 6 | 5 | 54 | 54 | 54 | 45 | 0 | 0 | | | | | |
| 1 | 106 | 61 | 45 | 4 | 2 | 2 | 3 | 4 | 1 | 2 | 61 | 61 | 61 | 45 | 2 | 2 | | | | | |
| 2 | 104 | 53 | 51 | 5 | 2 | 2 | 4 | 4 | 1 | 2 | -2 | -2 | -2 | 1 | 1 | 1 | | | | | |
| 3 | 113 | 54 | 59 | 2 | 2 | 2 | 4 | 1 | 3 | 2 | -1 | -1 | -1 | 3 | 3 | 3 | | | | | |
| 4 | 117 | 63 | 54 | 1 | 2 | 2 | 2 | 2 | 1 | 1 | -2 | -2 | -2 | 4 | 4 | 4 | | | | | |
| 5～9 | 109 | 55 | 54 | 1 | 6 | 2 | 6 | 5 | 4 | 4 | -3 | -3 | -3 | 5 | 5 | 5 | | | | | |
| 5 | 673 | 341 | 332 | 2 | 1 | 1 | 1 | 1 | 1 | 1 | 2 | 2 | 2 | 2 | 2 | 2 | | | | | |
| 6 | 138 | 59 | 79 | 2 | 1 | 1 | 1 | 3 | 2 | 1 | 1 | 1 | 1 | 1 | 1 | 1 | | | | | |
| 7 | 133 | 66 | 67 | 1 | 2 | 2 | 2 | 2 | 2 | 1 | -2 | -2 | -2 | 6 | 6 | 6 | | | | | |
| 8 | 115 | 55 | 60 | 1 | 2 | 2 | 2 | 2 | 2 | 1 | -2 | -2 | -2 | 7 | 7 | 7 | | | | | |
| 9 | 154 | 89 | 65 | 1 | 2 | 2 | 2 | 2 | 1 | 1 | -1 | -1 | -1 | 8 | 8 | 8 | | | | | |
| 10～14 | 133 | 72 | 61 | 1 | 2 | 2 | 2 | 2 | 1 | 1 | -2 | -2 | -2 | 9 | 9 | 9 | | | | | |
| 10 | 817 | 409 | 408 | 2 | 3 | 3 | 5 | 7 | 4 | 4 | -4 | -4 | -4 | 10 | 10 | 10 | | | | | |
| 11 | 161 | 81 | 80 | 1 | 1 | 1 | 1 | 2 | 1 | 1 | 1 | 1 | 1 | 11 | 11 | 11 | | | | | |
| 12 | 160 | 74 | 74 | 1 | 1 | 1 | 1 | 1 | 1 | 3 | 1 | 1 | 1 | 12 | 12 | 12 | | | | | |
| 13 | 158 | 78 | 80 | 1 | 2 | 2 | 1 | 1 | 1 | 1 | -2 | -2 | -2 | 13 | 13 | 13 | | | | | |
| 14 | 174 | 85 | 89 | 1 | 1 | 1 | 2 | 2 | 2 | 1 | -2 | -2 | -2 | 14 | 14 | 14 | | | | | |
| 15～19 | 164 | 79 | 85 | 5 | 10 | 10 | 12 | 11 | 18 | 24 | -32 | -32 | -32 | 15 | 15 | 15 | | | | | |
| 15 | 910 | 478 | 432 | 3 | 3 | 3 | 5 | 7 | 4 | 4 | -15 | -15 | -15 | 16 | 16 | 16 | | | | | |
| 16 | 178 | 96 | 82 | 2 | 2 | 2 | 2 | 2 | 1 | 1 | -2 | -2 | -2 | 17 | 17 | 17 | | | | | |
| 17 | 175 | 86 | 89 | 1 | 2 | 2 | 1 | 2 | 2 | 1 | -3 | -3 | -3 | 18 | 18 | 18 | | | | | |
| 18 | 192 | 99 | 93 | 1 | 2 | 2 | 2 | 1 | 1 | 1 | -2 | -2 | -2 | 19 | 19 | 19 | | | | | |
| 19 | 188 | 86 | 102 | 2 | 1 | 1 | 3 | 3 | 9 | 13 | -9 | -9 | -9 | 20 | 20 | 20 | | | | | |
| 20～24 | 177 | 111 | 66 | 1 | 6 | 6 | 4 | 3 | 8 | 9 | -5 | -5 | -5 | 21 | 21 | 21 | | | | | |
| 20 | 624 | 345 | 279 | 9 | 31 | 31 | 22 | 29 | 41 | 48 | -23 | -23 | -23 | 22 | 22 | 22 | | | | | |
| 21 | 146 | 86 | 60 | 2 | 4 | 4 | 3 | 6 | 10 | 4 | -7 | -7 | -7 | 23 | 23 | 23 | | | | | |
| 22 | 116 | 54 | 52 | 2 | 5 | 5 | 3 | 4 | 5 | 4 | -4 | -4 | -4 | 24 | 24 | 24 | | | | | |
| 23 | 139 | 83 | 56 | 2 | 8 | 8 | 8 | 6 | 6 | 15 | -9 | -9 | -9 | 25 | 25 | 25 | | | | | |
| 24 | 111 | 55 | 56 | 2 | 9 | 9 | 5 | 6 | 15 | 13 | -6 | -6 | -6 | 26 | 26 | 26 | | | | | |
| 25～29 | 112 | 57 | 55 | 1 | 5 | 5 | 4 | 7 | 5 | 7 | -3 | -3 | -3 | 27 | 27 | 27 | | | | | |
| 25 | 665 | 337 | 328 | 14 | 17 | 15 | 34 | 41 | 23 | 20 | -34 | -34 | -34 | 28 | 28 | 28 | | | | | |
| 26 | 108 | 56 | 52 | 5 | 3 | 3 | 3 | 9 | 5 | 4 | -5 | -5 | -5 | 29 | 29 | 29 | | | | | |
| 27 | 150 | 73 | 77 | 2 | 4 | 4 | 4 | 4 | 5 | 4 | -3 | -3 | -3 | 30 | 30 | 30 | | | | | |
| 28 | 130 | 78 | 52 | 2 | 2 | 2 | 3 | 4 | 3 | 3 | 1 | 1 | 1 | 31 | 31 | 31 | | | | | |
| 29 | 134 | 65 | 69 | 2 | 1 | 1 | 4 | 7 | 4 | 4 | -4 | -4 | -4 | 32 | 32 | 32 | | | | | |
| 30～34 | 143 | 65 | 78 | 3 | 4 | 4 | 4 | 4 | 4 | 5 | -2 | -2 | -2 | 33 | 33 | 33 | | | | | |
| 30 | 988 | 482 | 486 | 15 | 10 | 12 | 26 | 15 | 15 | 16 | -12 | -12 | -12 | 34 | 34 | 34 | | | | | |
| 31 | 165 | 86 | 79 | 19 | 19 | 19 | 13 | 12 | 6 | 3 | -10 | -10 | -10 | 35 | 35 | 35 | | | | | |
| 32 | 174 | 83 | 91 | 5 | 5 | 5 | 3 | 4 | 3 | 2 | -3 | -3 | -3 | 36 | 36 | 36 | | | | | |
| 33 | 204 | 101 | 103 | 2 | 2 | 2 | 3 | 4 | 3 | 3 | 1 | 1 | 1 | 37 | 37 | 37 | | | | | |
| 34 | 204 | 105 | 99 | 4 | 4 | 4 | 9 | 1 | 5 | 4 | -8 | -8 | -8 | 38 | 38 | 38 | | | | | |
| 35～39 | 221 | 107 | 114 | 2 | 3 | 3 | 6 | 4 | 4 | 5 | -5 | -5 | -5 | 39 | 39 | 39 | | | | | |
| 35 | 1279 | 677 | 602 | 11 | 11 | 11 | 5 | 2 | 3 | 2 | -6 | -6 | -6 | 40 | 40 | 40 | | | | | |
| 36 | 242 | 132 | 110 | 9 | 9 | 9 | 31 | 18 | 12 | 11 | -23 | -23 | -23 | 41 | 41 | 41 | | | | | |
| 37 | 235 | 110 | 125 | 6 | 6 | 6 | 9 | 9 | 4 | 2 | -9 | -9 | -9 | 42 | 42 | 42 | | | | | |
| 38 | 240 | 121 | 119 | 1 | 2 | 2 | 8 | 2 | 2 | 3 | -6 | -6 | -6 | 43 | 43 | 43 | | | | | |
| 39 | 265 | 147 | 118 | 2 | 3 | 3 | 4 | 5 | 3 | 4 | -2 | -2 | -2 | 44 | 44 | 44 | | | | | |
| 40～44 | 297 | 167 | 130 | 2 | 3 | 3 | 5 | 6 | 4 | 2 | -4 | -4 | -4 | 45 | 45 | 45 | | | | | |
| 40 | 1370 | 745 | 625 | 6 | 14 | 14 | 9 | 16 | 5 | 9 | -14 | -14 | -14 | 46 | 46 | 46 | | | | | |
| 41 | 269 | 156 | 113 | 5 | 3 | 3 | 2 | 2 | 2 | 1 | 3 | 3 | 3 | 47 | 47 | 47 | | | | | |
| 42 | 266 | 143 | 123 | 3 | 4 | 4 | 3 | 3 | 3 | 1 | 2 | 2 | 2 | 48 | 48 | 48 | | | | | |
| 43 | 287 | 148 | 139 | 1 | 4 | 4 | 4 | 5 | 3 | 1 | 3 | 3 | 3 | 49 | 49 | 49 | | | | | |
| 44 | 266 | 148 | 118 | 1 | 3 | 3 | 1 | 4 | 1 | 4 | -5 | -5 | -5 | 45 | 45 | 45 | | | | | |
| 45～49 | 282 | 150 | 132 | 3 | 2 | 2 | 3 | 2 | 2 | 3 | -2 | -2 | -2 | 46 | 46 | 46 | | | | | |
| 45 | 1393 | 697 | 686 | 10 | 12 | 12 | 12 | 14 | 11 | 8 | -16 | -16 | -16 | 47 | 47 | 47 | | | | | |
| 46 | 292 | 153 | 139 | 6 | 4 | 4 | 3 | 4 | 4 | 2 | 3 | 3 | 3 | 48 | 48 | 48 | | | | | |
| 47 | 248 | 124 | 124 | 1 | 4 | 4 | 2 | 2 | 1 | 1 | 4 | 4 | 4 | 49 | 49 | 49 | | | | | |
| 48 | 276 | 139 | 137 | 1 | 4 | 4 | 3 | 2 | 1 | 1 | 1 | 1 | 1 | 45 | 45 | 45 | | | | | |
| 49 | 299 | 142 | 157 | 2 | 1 | 1 | 3 | 4 | 3 | 3 | -5 | -5 | -5 | 46 | 46 | 46 | | | | | |
| 49 | 278 | 139 | 139 | 2 | 3 | 3 | 1 | 3 | 2 | 1 | 2 | 2 | 2 | 47 | 47 | 47 | | | | | |

| | | | | | | | | | | | | | | | | |
|-------|------|------|------|---|---|----|---|----|----|---|----|----|----|-----|-----|-------|
| 50～54 | 1537 | 770 | 767 | 6 | 3 | 5 | 5 | 5 | 4 | 4 | 1 | 7 | 2 | -13 | 1 | 50～54 |
| 50 | 303 | 154 | 149 | 1 | 1 | 1 | 1 | 1 | 3 | 1 | 1 | 1 | 1 | -3 | 1 | 50 |
| 51 | 231 | 127 | 104 | 1 | 1 | 2 | 3 | 1 | 1 | 1 | 1 | 1 | 1 | -1 | 51 | 51 |
| 52 | 335 | 171 | 164 | 1 | 1 | 3 | 3 | 2 | 3 | 2 | 1 | 3 | 1 | -4 | 2 | 52 |
| 53 | 336 | 161 | 175 | 2 | 2 | 1 | 2 | 1 | 2 | 1 | 1 | 3 | 1 | -4 | -1 | 53 |
| 54 | 332 | 157 | 175 | 2 | 2 | 1 | 3 | 1 | 3 | 1 | 1 | 1 | 1 | -2 | 4 | 54 |
| 55～59 | 1955 | 952 | 1003 | 5 | 5 | 3 | 4 | 2 | 2 | 2 | 3 | 8 | 4 | -6 | 4 | 55～59 |
| 55 | 353 | 165 | 188 | 3 | 3 | 1 | 1 | 1 | 1 | 1 | 1 | 1 | 1 | -2 | 2 | 55 |
| 56 | 336 | 164 | 172 | 2 | 1 | 1 | 2 | 1 | 2 | 1 | 1 | 1 | 1 | -1 | 1 | 56 |
| 57 | 404 | 200 | 204 | 2 | 2 | 2 | 1 | 1 | 1 | 1 | 2 | 2 | 1 | -1 | -1 | 57 |
| 58 | 439 | 209 | 230 | 1 | 1 | 1 | 1 | 1 | 1 | 1 | 3 | 3 | 1 | -3 | 3 | 58 |
| 59 | 423 | 214 | 209 | 1 | 1 | 3 | 1 | 1 | 1 | 1 | 1 | 1 | 1 | -1 | 2 | 59 |
| 60～64 | 2457 | 1218 | 1239 | 3 | 2 | 10 | 1 | 7 | 7 | 3 | 1 | 6 | 2 | 3 | -7 | 60～64 |
| 60 | 430 | 198 | 232 | 1 | 1 | 3 | 3 | 3 | 3 | 1 | 1 | 1 | 1 | 2 | 2 | 60 |
| 61 | 470 | 245 | 225 | 2 | 1 | 3 | 3 | 1 | 3 | 1 | 1 | 2 | 2 | 2 | 2 | 61 |
| 62 | 497 | 248 | 249 | 2 | 3 | 3 | 1 | 2 | 2 | 1 | 1 | 2 | 2 | -3 | -3 | 62 |
| 63 | 493 | 242 | 251 | 1 | 1 | 1 | 1 | 1 | 1 | 1 | 1 | 1 | 1 | -1 | -1 | 63 |
| 64 | 567 | 285 | 282 | 4 | 3 | 1 | 1 | 1 | 1 | 1 | 1 | 2 | 1 | -2 | -1 | 64 |
| 65～69 | 3141 | 1548 | 1593 | 4 | 3 | 7 | 3 | 4 | 6 | 6 | 3 | 22 | 12 | -16 | -15 | 65～69 |
| 65 | 554 | 271 | 283 | 1 | 1 | 3 | 2 | 3 | 3 | 1 | 1 | 8 | 1 | -8 | -2 | 65 |
| 66 | 616 | 301 | 315 | 1 | 1 | 3 | 1 | 1 | 1 | 1 | 6 | 4 | 4 | -6 | -4 | 66 |
| 67 | 662 | 330 | 332 | 1 | 1 | 2 | 1 | 1 | 1 | 1 | 4 | 2 | 2 | -2 | -2 | 67 |
| 68 | 711 | 362 | 349 | 2 | 1 | 2 | 1 | 1 | 1 | 1 | 1 | 3 | 3 | 1 | -2 | 68 |
| 69 | 598 | 284 | 314 | 2 | 1 | 2 | 2 | 1 | 1 | 1 | 1 | 3 | 2 | -1 | -4 | 69 |
| 70～74 | 2352 | 1113 | 1239 | 3 | 2 | 5 | 3 | 4 | 4 | 2 | 2 | 32 | 11 | -29 | -17 | 70～74 |
| 70 | 637 | 315 | 322 | 1 | 1 | 2 | 1 | 1 | 1 | 1 | 2 | 5 | 3 | -3 | -3 | 70 |
| 71 | 405 | 191 | 214 | 1 | 1 | 2 | 1 | 1 | 1 | 1 | 1 | 7 | 1 | -6 | -1 | 71 |
| 72 | 401 | 188 | 213 | 1 | 1 | 1 | 1 | 3 | 1 | 1 | 1 | 3 | 2 | -3 | -6 | 72 |
| 73 | 454 | 202 | 252 | 1 | 1 | 1 | 1 | 1 | 1 | 1 | 1 | 7 | 3 | -8 | -4 | 73 |
| 74 | 455 | 217 | 238 | 1 | 1 | 1 | 1 | 1 | 1 | 1 | 1 | 10 | 2 | -9 | -3 | 74 |
| 75～79 | 2131 | 898 | 1233 | 1 | 3 | 2 | 2 | 4 | 4 | 1 | 1 | 27 | 16 | -24 | -16 | 75～79 |
| 75 | 463 | 219 | 244 | 1 | 1 | 1 | 1 | 1 | 1 | 1 | 4 | 4 | 3 | -2 | -1 | 75 |
| 76 | 431 | 164 | 267 | 1 | 2 | 1 | 1 | 1 | 1 | 1 | 4 | 4 | 4 | -4 | -3 | 76 |
| 77 | 421 | 172 | 249 | 1 | 1 | 1 | 1 | 1 | 1 | 1 | 5 | 5 | 1 | -5 | -1 | 77 |
| 78 | 370 | 164 | 206 | 1 | 1 | 1 | 1 | 1 | 1 | 1 | 7 | 7 | 4 | -5 | -7 | 78 |
| 79 | 446 | 179 | 267 | 1 | 1 | 1 | 1 | 1 | 1 | 1 | 7 | 4 | 4 | -7 | -6 | 79 |
| 80～84 | 2107 | 831 | 1276 | 2 | 2 | 2 | 2 | 3 | 3 | 2 | 2 | 45 | 31 | -45 | -34 | 80～84 |
| 80 | 433 | 169 | 264 | 1 | 1 | 1 | 1 | 1 | 1 | 1 | 6 | 6 | 6 | -6 | -6 | 80 |
| 81 | 454 | 185 | 269 | 2 | 1 | 1 | 1 | 1 | 1 | 1 | 13 | 6 | 6 | -13 | -6 | 81 |
| 82 | 447 | 178 | 269 | 2 | 1 | 1 | 1 | 1 | 1 | 1 | 8 | 5 | 5 | -7 | -6 | 82 |
| 83 | 407 | 153 | 254 | 1 | 1 | 1 | 1 | 1 | 1 | 2 | 9 | 4 | 4 | -10 | -5 | 83 |
| 84 | 366 | 146 | 220 | 1 | 1 | 1 | 1 | 2 | 2 | 2 | 9 | 10 | 10 | -9 | -11 | 84 |
| 85～89 | 1400 | 445 | 955 | 3 | 3 | 2 | 2 | 5 | 5 | 4 | 4 | 55 | 63 | -54 | -69 | 85～89 |
| 85 | 335 | 101 | 234 | 1 | 1 | 1 | 1 | 1 | 1 | 1 | 14 | 12 | 12 | -13 | -12 | 85 |
| 86 | 360 | 119 | 241 | 1 | 1 | 1 | 1 | 1 | 1 | 1 | 8 | 13 | 13 | -9 | -12 | 86 |
| 87 | 271 | 85 | 186 | 2 | 1 | 1 | 1 | 2 | 1 | 3 | 11 | 11 | 11 | -10 | -16 | 87 |
| 88 | 228 | 72 | 156 | 1 | 1 | 1 | 1 | 1 | 1 | 1 | 11 | 15 | 15 | -11 | -17 | 88 |
| 89 | 206 | 68 | 138 | 1 | 1 | 1 | 1 | 1 | 1 | 1 | 11 | 12 | 12 | -11 | -12 | 89 |
| 90～94 | 619 | 151 | 468 | 1 | 2 | 1 | 1 | 7 | 7 | 1 | 28 | 67 | 67 | -29 | -71 | 90～94 |
| 90 | 199 | 58 | 141 | 1 | 1 | 1 | 1 | 4 | 4 | 1 | 8 | 10 | 10 | -8 | -13 | 90 |
| 91 | 128 | 39 | 89 | 1 | 1 | 1 | 1 | 1 | 1 | 1 | 3 | 14 | 14 | -3 | -15 | 91 |
| 92 | 123 | 28 | 95 | 1 | 1 | 1 | 1 | 1 | 1 | 1 | 13 | 17 | 17 | -14 | -18 | 92 |
| 93 | 97 | 16 | 81 | 1 | 1 | 1 | 1 | 1 | 1 | 1 | 11 | 11 | 11 | -11 | -11 | 93 |
| 94 | 72 | 10 | 62 | 1 | 1 | 1 | 1 | 1 | 1 | 1 | 4 | 15 | 15 | -4 | -14 | 94 |
| 95～99 | 154 | 31 | 123 | 4 | 4 | 3 | 4 | 10 | 10 | 4 | 10 | 43 | 43 | -10 | -39 | 95～99 |
| 95 | 52 | 10 | 42 | 3 | 3 | 1 | 1 | 2 | 2 | 2 | 2 | 11 | 11 | -2 | -8 | 95 |
| 96 | 32 | 7 | 25 | 1 | 1 | 1 | 1 | 1 | 1 | 1 | 1 | 12 | 12 | -1 | -12 | 96 |
| 97 | 28 | 7 | 21 | 1 | 1 | 1 | 1 | 1 | 1 | 1 | 2 | 11 | 11 | -2 | -10 | 97 |
| 98 | 23 | 4 | 19 | 1 | 1 | 1 | 1 | 1 | 1 | 1 | 3 | 5 | 5 | -3 | -5 | 98 |
| 99 | 19 | 3 | 16 | 1 | 1 | 1 | 1 | 1 | 1 | 1 | 2 | 4 | 4 | -2 | -4 | 99 |
| 100～ | 27 | 7 | 20 | 1 | 1 | 1 | 1 | 1 | 1 | 1 | 1 | 10 | 10 | -4 | -11 | 100～ |
| 年齢不詳 | 13 | 6 | 7 | | | | | | | | | | | | | 年齢不詳 |
| 計 | | | | | | | | | | | | | | | | 計 |
| 出生数 | | | | | | | | | | | | | | | | 出生数 |
| 男 | | | | | | | | | | | | | | | | 男 |
| 女 | | | | | | | | | | | | | | | | 女 |
| 人 | | | | | | | | | | | | | | | | 人 |
| 45 | | | | | | | | | | | | | | | | 45 |
| 人 | | | | | | | | | | | | | | | | 人 |
| 106 | | | | | | | | | | | | | | | | 106 |
| 人 | | | | | | | | | | | | | | | | 人 |

※0歳の「差引増減」は、出生数を含めて算出している。

| 年齢 | 平成29年10月1日現在の人口 | | | | | | | | | | 平成28年10月～平成29年9月の人口動態 | | | | | | | | | | 年齢 |
|-------|-----------------|-------|-------|-----|-----|-----|-----|-----|-----|-----|-----------------------|-----|-----|------|------|------|---|----|---|----|----|
| | 転入 | | | | | 転出 | | | | | 死亡 | | | | | 差引増減 | | | | | |
| | 県内 | | 県外 | | 総数 | 県内 | | 県外 | | 総数 | 県内 | | 県外 | | 総数 | 県内 | | 県外 | | 総数 | |
| | 男 | 女 | 男 | 女 | | 男 | 女 | 男 | 女 | | 男 | 女 | 男 | 女 | | 男 | 女 | 男 | 女 | | |
| 総数 | 44823 | 21338 | 23485 | 207 | 208 | 225 | 202 | 218 | 243 | 286 | 331 | 370 | 431 | -327 | -501 | 103 | 0 | 4 | 0 | 4 | |
| 0～4 | 1137 | 602 | 535 | 23 | 20 | 14 | 19 | 17 | 15 | 9 | 14 | 1 | 1 | 126 | 103 | 0 | 0 | 0 | 0 | 4 | |
| 5 | 215 | 117 | 98 | 6 | 7 | 4 | 4 | 3 | 4 | 2 | 2 | 2 | 4 | 117 | 98 | 0 | 0 | 0 | 0 | 4 | |
| 1 | 219 | 111 | 108 | 10 | 4 | 5 | 1 | 3 | 2 | 2 | 4 | 4 | 1 | 10 | 88 | 0 | 0 | 0 | 0 | 4 | |
| 2 | 201 | 102 | 99 | 2 | 3 | 2 | 5 | 4 | 4 | 3 | 1 | 1 | 1 | -3 | 3 | 0 | 0 | 0 | 0 | 4 | |
| 3 | 255 | 131 | 124 | 3 | 2 | 3 | 7 | 4 | 3 | 3 | 5 | 1 | 1 | 2 | 3 | 0 | 0 | 0 | 0 | 4 | |
| 4 | 247 | 141 | 106 | 2 | 4 | 3 | 2 | 3 | 2 | 2 | 2 | 2 | 2 | 2 | 2 | 0 | 0 | 0 | 0 | 4 | |
| 5～9 | 1386 | 710 | 676 | 4 | 10 | 5 | 9 | 5 | 6 | 11 | 7 | 7 | 1 | -7 | 5 | 0 | 0 | 0 | 0 | 9 | |
| 5 | 249 | 122 | 127 | 2 | 2 | 2 | 3 | 2 | 2 | 4 | 2 | 2 | 4 | -4 | 1 | 0 | 0 | 0 | 0 | 9 | |
| 6 | 279 | 148 | 131 | 1 | 4 | 3 | 2 | 2 | 2 | 3 | 2 | 2 | 3 | -1 | 2 | 0 | 0 | 0 | 0 | 9 | |
| 7 | 278 | 150 | 128 | 2 | 2 | 2 | 2 | 2 | 2 | 2 | 1 | 1 | 1 | -1 | 1 | 0 | 0 | 0 | 0 | 9 | |
| 8 | 251 | 130 | 121 | 2 | 1 | 1 | 3 | 1 | 1 | 2 | 1 | 1 | 1 | -1 | 1 | 0 | 0 | 0 | 0 | 9 | |
| 9 | 329 | 160 | 169 | 1 | 1 | 1 | 1 | 1 | 1 | 1 | 1 | 1 | 1 | -1 | 1 | 0 | 0 | 0 | 0 | 9 | |
| 10～14 | 1605 | 842 | 763 | 6 | 1 | 2 | 4 | 4 | 6 | 11 | 7 | 5 | 1 | 1 | -4 | 0 | 0 | 0 | 0 | 14 | |
| 10 | 297 | 149 | 148 | 1 | 4 | 2 | 2 | 2 | 2 | 2 | 5 | 1 | 1 | 1 | 1 | 0 | 0 | 0 | 0 | 14 | |
| 11 | 282 | 154 | 128 | 3 | 1 | 1 | 1 | 1 | 1 | 1 | 1 | 1 | 1 | 3 | 1 | 0 | 0 | 0 | 0 | 14 | |
| 12 | 335 | 169 | 166 | 1 | 1 | 1 | 1 | 1 | 1 | 1 | 2 | 2 | 1 | 3 | 1 | 0 | 0 | 0 | 0 | 14 | |
| 13 | 333 | 189 | 144 | 1 | 1 | 1 | 1 | 1 | 1 | 1 | 1 | 1 | 1 | -2 | 1 | 0 | 0 | 0 | 0 | 14 | |
| 14 | 358 | 181 | 177 | 1 | 1 | 1 | 1 | 1 | 1 | 1 | 1 | 1 | 1 | -2 | 1 | 0 | 0 | 0 | 0 | 14 | |
| 15～19 | 1884 | 983 | 901 | 12 | 12 | 10 | 11 | 11 | 15 | 51 | 56 | 48 | 1 | -40 | 1 | 0 | 0 | 0 | 0 | 19 | |
| 15 | 382 | 203 | 179 | 1 | 4 | 1 | 1 | 1 | 1 | 1 | 2 | 2 | 1 | 2 | 1 | 0 | 0 | 0 | 0 | 19 | |
| 16 | 400 | 229 | 171 | 2 | 2 | 1 | 1 | 1 | 1 | 1 | 2 | 2 | 1 | 2 | 1 | 0 | 0 | 0 | 0 | 19 | |
| 17 | 426 | 217 | 209 | 2 | 3 | 1 | 1 | 1 | 1 | 1 | 2 | 2 | 1 | 3 | 1 | 0 | 0 | 0 | 0 | 19 | |
| 18 | 332 | 166 | 166 | 6 | 1 | 4 | 1 | 8 | 10 | 37 | 47 | 1 | 1 | -35 | 1 | 0 | 0 | 0 | 0 | 19 | |
| 19 | 344 | 168 | 176 | 1 | 3 | 6 | 10 | 1 | 3 | 14 | 5 | 5 | 1 | -8 | 5 | 0 | 0 | 0 | 0 | 19 | |
| 20～24 | 853 | 470 | 383 | 19 | 28 | 35 | 36 | 33 | 50 | 86 | 114 | 1 | 1 | -66 | 1 | 0 | 0 | 0 | 0 | 24 | |
| 20 | 274 | 141 | 133 | 3 | 2 | 4 | 5 | 2 | 4 | 24 | 38 | 1 | 1 | -19 | 1 | 0 | 0 | 0 | 0 | 24 | |
| 21 | 112 | 66 | 46 | 3 | 2 | 6 | 11 | 4 | 7 | 11 | 11 | 1 | 1 | -5 | 1 | 0 | 0 | 0 | 0 | 24 | |
| 22 | 103 | 70 | 33 | 1 | 9 | 12 | 8 | 13 | 18 | 22 | 39 | 1 | 1 | -22 | 1 | 0 | 0 | 0 | 0 | 24 | |
| 23 | 140 | 69 | 71 | 4 | 7 | 7 | 4 | 10 | 7 | 15 | 8 | 1 | 1 | -14 | 1 | 0 | 0 | 0 | 0 | 24 | |
| 24 | 224 | 124 | 100 | 8 | 8 | 6 | 8 | 4 | 14 | 14 | 18 | 1 | 1 | -5 | 1 | 0 | 0 | 0 | 0 | 24 | |
| 25～29 | 1346 | 698 | 648 | 37 | 41 | 42 | 33 | 39 | 49 | 35 | 34 | 1 | 1 | -7 | 1 | 0 | 0 | 0 | 0 | 29 | |
| 25 | 230 | 118 | 112 | 4 | 6 | 7 | 4 | 9 | 6 | 9 | 10 | 1 | 1 | 2 | 1 | 0 | 0 | 0 | 0 | 29 | |
| 26 | 239 | 116 | 123 | 7 | 10 | 8 | 6 | 8 | 7 | 5 | 3 | 1 | 1 | 2 | 1 | 0 | 0 | 0 | 0 | 29 | |
| 27 | 260 | 137 | 123 | 11 | 9 | 10 | 7 | 10 | 11 | 10 | 8 | 1 | 1 | 2 | 1 | 0 | 0 | 0 | 0 | 29 | |
| 28 | 294 | 160 | 134 | 12 | 9 | 9 | 11 | 12 | 17 | 7 | 5 | 1 | 1 | 2 | 1 | 0 | 0 | 0 | 0 | 29 | |
| 29 | 323 | 167 | 156 | 3 | 7 | 8 | 5 | 8 | 8 | 4 | 8 | 1 | 1 | 7 | 1 | 0 | 0 | 0 | 0 | 29 | |
| 30～34 | 1835 | 973 | 862 | 30 | 34 | 30 | 24 | 28 | 30 | 17 | 21 | 7 | 7 | 15 | 7 | 0 | 0 | 0 | 0 | 34 | |
| 30 | 321 | 173 | 148 | 5 | 9 | 10 | 6 | 7 | 7 | 5 | 6 | 6 | 6 | 3 | 4 | 0 | 0 | 0 | 0 | 34 | |
| 31 | 340 | 166 | 174 | 1 | 6 | 2 | 5 | 3 | 7 | 4 | 4 | 4 | 4 | 3 | 4 | 0 | 0 | 0 | 0 | 34 | |
| 32 | 359 | 182 | 177 | 11 | 4 | 7 | 4 | 7 | 7 | 5 | 4 | 4 | 4 | 6 | 2 | 0 | 0 | 0 | 0 | 34 | |
| 33 | 403 | 226 | 177 | 6 | 7 | 7 | 2 | 6 | 5 | 2 | 3 | 1 | 1 | 6 | 3 | 0 | 0 | 0 | 0 | 34 | |
| 34 | 412 | 226 | 186 | 7 | 8 | 4 | 8 | 5 | 7 | 5 | 4 | 4 | 4 | 5 | 5 | 0 | 0 | 0 | 0 | 34 | |
| 35～39 | 2163 | 1148 | 1015 | 19 | 19 | 18 | 19 | 23 | 16 | 17 | 24 | 2 | 2 | -5 | 1 | 0 | 0 | 0 | 0 | 39 | |
| 35 | 400 | 201 | 199 | 2 | 4 | 4 | 2 | 10 | 2 | 4 | 4 | 4 | 4 | -7 | 1 | 0 | 0 | 0 | 0 | 39 | |
| 36 | 416 | 228 | 188 | 7 | 4 | 4 | 6 | 3 | 4 | 3 | 4 | 1 | 1 | 5 | 2 | 0 | 0 | 0 | 0 | 39 | |
| 37 | 423 | 235 | 188 | 5 | 1 | 1 | 5 | 3 | 3 | 3 | 5 | 4 | 4 | 2 | 2 | 0 | 0 | 0 | 0 | 39 | |
| 38 | 443 | 234 | 209 | 4 | 4 | 2 | 4 | 2 | 4 | 2 | 2 | 7 | 1 | -2 | 1 | 0 | 0 | 0 | 0 | 39 | |
| 39 | 481 | 250 | 231 | 1 | 3 | 5 | 2 | 3 | 2 | 5 | 4 | 4 | 1 | -2 | 1 | 0 | 0 | 0 | 0 | 39 | |
| 40～44 | 2613 | 1314 | 1299 | 8 | 10 | 11 | 13 | 14 | 10 | 14 | 12 | 2 | 3 | -11 | 1 | 0 | 0 | 0 | 0 | 44 | |
| 40 | 514 | 258 | 256 | 1 | 4 | 1 | 3 | 4 | 4 | 3 | 2 | 2 | 4 | -5 | 1 | 0 | 0 | 0 | 0 | 44 | |
| 41 | 469 | 233 | 236 | 2 | 2 | 1 | 2 | 3 | 3 | 4 | 4 | 1 | 1 | -3 | 1 | 0 | 0 | 0 | 0 | 44 | |
| 42 | 564 | 280 | 284 | 3 | 2 | 6 | 2 | 3 | 3 | 1 | 4 | 1 | 1 | 4 | 1 | 0 | 0 | 0 | 0 | 44 | |
| 43 | 524 | 43 | 268 | 2 | 2 | 2 | 4 | 3 | 4 | 4 | 2 | 2 | 1 | -5 | 1 | 0 | 0 | 0 | 0 | 44 | |
| 44 | 542 | 275 | 267 | 2 | 2 | 1 | 2 | 3 | 1 | 2 | 2 | 6 | 1 | -2 | 3 | 0 | 0 | 0 | 0 | 44 | |
| 45～49 | 2688 | 1330 | 1358 | 14 | 12 | 18 | 8 | 6 | 15 | 16 | 6 | 6 | 1 | 4 | 1 | 0 | 0 | 0 | 0 | 49 | |
| 45 | 506 | 225 | 281 | 2 | 2 | 3 | 2 | 2 | 2 | 3 | 1 | 1 | 1 | 1 | 1 | 0 | 0 | 0 | 0 | 49 | |
| 46 | 538 | 274 | 264 | 4 | 3 | 3 | 3 | 1 | 5 | 4 | 1 | 1 | 1 | -1 | 1 | 0 | 0 | 0 | 0 | 49 | |
| 47 | 545 | 278 | 267 | 3 | 3 | 1 | 2 | 3 | 3 | 1 | 2 | 1 | 1 | -1 | 2 | 0 | 0 | 0 | 0 | 49 | |
| 48 | 563 | 290 | 273 | 5 | 1 | 5 | 2 | 2 | 2 | 5 | 2 | 2 | 2 | 1 | 2 | 0 | 0 | 0 | 0 | 49 | |
| 49 | 536 | 263 | 273 | 2 | 3 | 6 | 1 | 2 | 1 | 3 | 2 | 2 | 2 | 3 | 1 | 0 | 0 | 0 | 0 | 49 | |

| | | | | | | | | | | | | | | | |
|-------|------|------|------|----|---|----|---|----|---|---|----|-----|-----|------|-------|
| 50～54 | 2831 | 1422 | 1409 | 16 | 5 | 11 | 6 | 13 | 9 | 8 | 9 | 2 | -8 | -8 | 50～54 |
| 50 | 577 | 287 | 290 | 6 | 1 | 3 | 1 | 2 | 2 | 2 | 3 | 7 | -1 | -1 | 50 |
| 51 | 416 | 210 | 206 | 1 | 2 | 1 | 3 | 2 | 2 | 6 | 3 | -9 | 3 | 3 | 51 |
| 52 | 621 | 323 | 298 | 3 | 3 | 3 | 2 | 4 | 1 | 2 | 3 | 1 | -3 | -1 | 52 |
| 53 | 565 | 274 | 291 | 5 | 2 | 2 | 2 | 2 | 1 | 2 | 3 | 1 | -5 | -5 | 53 |
| 54 | 652 | 328 | 324 | 1 | 2 | 2 | 1 | 3 | 5 | 3 | 2 | 3 | -4 | -4 | 54 |
| 55～59 | 3538 | 1817 | 1721 | 13 | 6 | 11 | 5 | 9 | 5 | 5 | 11 | 3 | 1 | -2 | 55～59 |
| 55 | 643 | 330 | 313 | 2 | 6 | 6 | 1 | 4 | 4 | 3 | 3 | 4 | -2 | -2 | 55 |
| 56 | 659 | 341 | 318 | 3 | 2 | 1 | 1 | 3 | 2 | 2 | 1 | 1 | -2 | -2 | 56 |
| 57 | 720 | 398 | 322 | 3 | 2 | 2 | 2 | 3 | 1 | 2 | 4 | 4 | 3 | 3 | 57 |
| 58 | 763 | 378 | 405 | 6 | 2 | 2 | 1 | 1 | 1 | 1 | 3 | 1 | -1 | -1 | 58 |
| 59 | 733 | 370 | 363 | 1 | 2 | 2 | 1 | 1 | 1 | 1 | 7 | 4 | -2 | -2 | 59 |
| 60～64 | 4019 | 2001 | 2018 | 1 | 1 | 9 | 9 | 7 | 5 | 4 | 16 | 10 | -17 | -10 | 60～64 |
| 60 | 781 | 381 | 400 | 1 | 1 | 4 | 1 | 3 | 1 | 2 | 2 | 1 | -5 | -3 | 60 |
| 61 | 788 | 386 | 402 | 1 | 2 | 4 | 2 | 1 | 2 | 3 | 1 | 3 | -4 | -4 | 61 |
| 62 | 843 | 413 | 430 | 1 | 1 | 1 | 4 | 1 | 1 | 1 | 5 | 3 | -5 | -5 | 62 |
| 63 | 801 | 399 | 402 | 1 | 1 | 3 | 2 | 2 | 1 | 1 | 3 | 3 | -2 | -2 | 63 |
| 64 | 806 | 422 | 384 | 1 | 1 | 3 | 2 | 1 | 1 | 1 | 5 | 3 | -3 | -3 | 64 |
| 65～69 | 4288 | 2047 | 2241 | 2 | 2 | 5 | 4 | 3 | 1 | 2 | 29 | 8 | -27 | -8 | 65～69 |
| 65 | 877 | 427 | 450 | 1 | 1 | 1 | 2 | 1 | 1 | 1 | 7 | 1 | -7 | 1 | 65 |
| 66 | 840 | 391 | 449 | 1 | 1 | 1 | 2 | 1 | 1 | 1 | 5 | 1 | -4 | -3 | 66 |
| 67 | 905 | 453 | 452 | 1 | 2 | 2 | 2 | 1 | 2 | 2 | 7 | 3 | -7 | -3 | 67 |
| 68 | 838 | 396 | 442 | 1 | 1 | 1 | 1 | 1 | 1 | 2 | 6 | 2 | -2 | -2 | 68 |
| 69 | 828 | 380 | 448 | 1 | 2 | 2 | 2 | 1 | 1 | 4 | 4 | 1 | -2 | -1 | 69 |
| 70～74 | 3135 | 1435 | 1700 | 1 | 2 | 1 | 1 | 1 | 1 | 4 | 33 | 12 | -37 | -12 | 70～74 |
| 70 | 806 | 393 | 413 | 1 | 1 | 1 | 1 | 1 | 1 | 1 | 5 | 2 | -6 | -1 | 70 |
| 71 | 429 | 175 | 254 | 1 | 1 | 1 | 1 | 1 | 1 | 1 | 9 | 2 | -9 | 1 | 71 |
| 72 | 555 | 250 | 305 | 1 | 1 | 1 | 1 | 1 | 1 | 1 | 2 | 2 | -4 | -3 | 72 |
| 73 | 691 | 328 | 363 | 1 | 1 | 1 | 1 | 1 | 1 | 2 | 6 | 4 | -7 | -6 | 73 |
| 74 | 654 | 289 | 365 | 1 | 1 | 1 | 1 | 1 | 1 | 1 | 11 | 4 | -11 | -3 | 74 |
| 75～79 | 2987 | 1269 | 1718 | 1 | 3 | 3 | 1 | 1 | 5 | 1 | 34 | 38 | -31 | -39 | 75～79 |
| 75 | 635 | 286 | 349 | 1 | 1 | 1 | 1 | 1 | 1 | 1 | 7 | 5 | -7 | -5 | 75 |
| 76 | 574 | 233 | 341 | 1 | 1 | 1 | 1 | 1 | 1 | 1 | 5 | 7 | -4 | -7 | 76 |
| 77 | 637 | 266 | 371 | 1 | 2 | 1 | 1 | 1 | 2 | 1 | 4 | 5 | -3 | -5 | 77 |
| 78 | 512 | 228 | 284 | 1 | 1 | 1 | 1 | 1 | 1 | 1 | 8 | 5 | -6 | -7 | 78 |
| 79 | 629 | 256 | 373 | 1 | 2 | 1 | 2 | 1 | 1 | 6 | 10 | 16 | -10 | -16 | 79 |
| 80～84 | 3031 | 1151 | 1880 | 2 | 2 | 1 | 2 | 1 | 5 | 6 | 72 | 69 | -73 | -76 | 80～84 |
| 80 | 600 | 240 | 360 | 1 | 1 | 1 | 1 | 1 | 1 | 1 | 14 | 14 | -14 | -14 | 80 |
| 81 | 609 | 251 | 358 | 1 | 1 | 1 | 1 | 1 | 1 | 1 | 13 | 14 | -13 | -14 | 81 |
| 82 | 649 | 245 | 404 | 1 | 1 | 1 | 1 | 1 | 1 | 4 | 12 | 12 | -12 | -17 | 82 |
| 83 | 576 | 206 | 370 | 1 | 1 | 1 | 1 | 2 | 2 | 2 | 14 | 15 | -14 | -16 | 83 |
| 84 | 597 | 209 | 388 | 1 | 1 | 1 | 1 | 1 | 2 | 1 | 19 | 14 | -20 | -15 | 84 |
| 85～89 | 2115 | 742 | 1373 | 2 | 2 | 2 | 2 | 3 | 4 | 6 | 83 | 106 | -84 | -112 | 85～89 |
| 85 | 487 | 165 | 322 | 1 | 1 | 1 | 1 | 1 | 1 | 1 | 17 | 23 | -17 | -22 | 85 |
| 86 | 485 | 184 | 301 | 1 | 1 | 1 | 1 | 2 | 1 | 1 | 16 | 23 | -17 | -23 | 86 |
| 87 | 472 | 159 | 313 | 1 | 1 | 1 | 1 | 1 | 1 | 1 | 13 | 20 | -13 | -22 | 87 |
| 88 | 351 | 118 | 233 | 1 | 1 | 1 | 1 | 1 | 1 | 2 | 17 | 18 | -16 | -21 | 88 |
| 89 | 320 | 116 | 204 | 1 | 1 | 1 | 1 | 1 | 2 | 1 | 20 | 22 | -21 | -24 | 89 |
| 90～94 | 1042 | 295 | 747 | 1 | 1 | 1 | 1 | 1 | 2 | 2 | 47 | 119 | -49 | -123 | 90～94 |
| 90 | 293 | 87 | 206 | 1 | 1 | 1 | 1 | 1 | 2 | 1 | 17 | 24 | -18 | -26 | 90 |
| 91 | 274 | 88 | 186 | 1 | 1 | 1 | 1 | 1 | 2 | 1 | 10 | 25 | -11 | -26 | 91 |
| 92 | 204 | 51 | 153 | 1 | 1 | 1 | 1 | 1 | 1 | 1 | 7 | 27 | -7 | -28 | 92 |
| 93 | 162 | 49 | 113 | 1 | 1 | 1 | 1 | 1 | 1 | 1 | 6 | 21 | -6 | -21 | 93 |
| 94 | 109 | 20 | 89 | 1 | 1 | 1 | 1 | 1 | 2 | 1 | 7 | 22 | -7 | -22 | 94 |
| 95～99 | 227 | 48 | 179 | 1 | 1 | 1 | 1 | 1 | 2 | 1 | 20 | 49 | -20 | -50 | 95～99 |
| 95 | 106 | 18 | 88 | 1 | 1 | 1 | 1 | 1 | 1 | 1 | 4 | 23 | -4 | -23 | 95 |
| 96 | 35 | 10 | 25 | 1 | 1 | 1 | 1 | 1 | 1 | 1 | 6 | 11 | -6 | -11 | 96 |
| 97 | 48 | 8 | 40 | 1 | 1 | 1 | 1 | 1 | 1 | 1 | 5 | 4 | -4 | -4 | 97 |
| 98 | 26 | 10 | 16 | 1 | 1 | 1 | 1 | 1 | 1 | 1 | 3 | 6 | -3 | -7 | 98 |
| 99 | 12 | 2 | 10 | 1 | 1 | 1 | 1 | 1 | 1 | 1 | 2 | 5 | -2 | -5 | 99 |
| 100～ | 47 | 7 | 40 | 1 | 1 | 1 | 1 | 1 | 1 | 1 | 3 | 8 | -3 | -8 | 100～ |
| 年齢不詳 | 53 | 34 | 19 | | | | | | | | | | | | 年齢不詳 |
| 出生数 | 115 | 94 | 209 | 男 | 女 | 計 | | | | | | | | | |

※0歳の「差引増減」は、出生数を含めて算出している。

| 年齢 | 平成29年10月1日現在の人口 | | 平成28年10月～平成29年9月の人口動態 | | | | | | | | | | | | 年齢 |
|---------|-----------------|-------|-----------------------|----|-----|-----|-----|-----|------|-----|-----|------|------|-------|----|
| | 総数 | 男 | 転入 | | 転出 | | 死亡 | | 差引増減 | | 男 | 女 | 男 | 女 | |
| | | | 県内 | 県外 | 県内 | 県外 | 男 | 女 | 男 | 女 | | | | | |
| 総数 | 30912 | 14454 | 16458 | 89 | 184 | 176 | 161 | 129 | 236 | 225 | 260 | -255 | -270 | 0～4 | |
| 0～4 | 848 | 441 | 407 | 4 | 11 | 16 | 7 | 9 | 4 | 8 | 1 | 89 | 81 | 0 | |
| 5～9 | 160 | 84 | 76 | 2 | 3 | 2 | 2 | 2 | 2 | 2 | 1 | 84 | 76 | 1 | |
| 10～14 | 161 | 90 | 71 | 1 | 5 | 1 | 2 | 2 | 2 | 2 | 1 | 2 | -1 | 1 | |
| 15～19 | 160 | 77 | 83 | 2 | 3 | 1 | 1 | 1 | 1 | 1 | 1 | 2 | 4 | 2 | |
| 20～24 | 182 | 98 | 84 | 2 | 1 | 5 | 1 | 4 | 1 | 2 | 2 | 2 | -1 | 3 | |
| 25～29 | 185 | 92 | 93 | 1 | 2 | 5 | 2 | 1 | 1 | 3 | 3 | 2 | 3 | 4 | |
| 30～34 | 1134 | 542 | 592 | 2 | 4 | 6 | 4 | 9 | 9 | 4 | 1 | -3 | -3 | 5～9 | |
| 35～39 | 105 | 114 | 114 | 2 | 2 | 2 | 1 | 3 | 2 | 2 | 3 | -3 | 1 | 5 | |
| 40～44 | 241 | 107 | 134 | 1 | 3 | 2 | 1 | 4 | 3 | 1 | 1 | -2 | -2 | 6 | |
| 45～49 | 216 | 106 | 110 | 1 | 1 | 2 | 1 | 1 | 2 | 1 | 1 | -2 | 7 | 7 | |
| 50～54 | 239 | 119 | 120 | 1 | 1 | 1 | 1 | 2 | 2 | 2 | 1 | -1 | 8 | 8 | |
| 55～59 | 219 | 105 | 114 | 1 | 1 | 1 | 1 | 1 | 1 | 3 | 3 | -1 | 9 | 9 | |
| 60～64 | 1212 | 620 | 592 | 1 | 3 | 1 | 5 | 3 | 3 | 2 | 2 | -6 | -4 | 10～14 | |
| 65～69 | 257 | 136 | 121 | 1 | 1 | 1 | 1 | 2 | 1 | 1 | 1 | -1 | 1 | 10 | |
| 70～74 | 246 | 118 | 128 | 1 | 2 | 2 | 2 | 1 | 1 | 1 | 1 | -3 | -3 | 11 | |
| 75～79 | 232 | 114 | 118 | 1 | 1 | 1 | 1 | 1 | 1 | 1 | 1 | -2 | -1 | 12 | |
| 80～84 | 243 | 142 | 101 | 2 | 1 | 1 | 1 | 1 | 1 | 1 | 1 | -2 | -1 | 13 | |
| 85～89 | 234 | 110 | 124 | 1 | 1 | 1 | 1 | 1 | 1 | 1 | 1 | -2 | -1 | 14 | |
| 90～94 | 1314 | 702 | 612 | 5 | 6 | 5 | 18 | 8 | 40 | 46 | 46 | -47 | -48 | 15～19 | |
| 95～99 | 270 | 139 | 131 | 1 | 1 | 1 | 1 | 2 | 1 | 2 | 1 | -1 | -2 | 15 | |
| 100～104 | 276 | 151 | 125 | 1 | 1 | 1 | 4 | 1 | 1 | 2 | 2 | -4 | -3 | 16 | |
| 105～109 | 303 | 167 | 136 | 2 | 1 | 1 | 1 | 1 | 2 | 2 | 1 | -2 | -1 | 17 | |
| 110～114 | 266 | 141 | 125 | 1 | 1 | 3 | 7 | 4 | 13 | 26 | 26 | -17 | -26 | 18 | |
| 115～119 | 199 | 104 | 95 | 1 | 4 | 1 | 5 | 1 | 23 | 18 | 18 | -23 | -18 | 19 | |
| 120～124 | 624 | 364 | 260 | 18 | 34 | 40 | 17 | 21 | 69 | 67 | 67 | -34 | -33 | 20～24 | |
| 125～129 | 146 | 84 | 62 | 3 | 7 | 5 | 4 | 2 | 14 | 13 | 13 | -8 | -9 | 20 | |
| 130～134 | 93 | 58 | 35 | 2 | 7 | 15 | 4 | 5 | 13 | 16 | 16 | -8 | -6 | 21 | |
| 135～139 | 111 | 67 | 44 | 2 | 6 | 5 | 3 | 5 | 14 | 13 | 13 | -9 | -7 | 22 | |
| 140～144 | 118 | 79 | 39 | 8 | 6 | 6 | 3 | 4 | 20 | 18 | 20 | -9 | -16 | 23 | |
| 145～149 | 156 | 76 | 80 | 3 | 8 | 9 | 3 | 5 | 8 | 7 | 7 | -9 | -16 | 24 | |
| 150～154 | 977 | 546 | 431 | 22 | 22 | 24 | 23 | 18 | 25 | 19 | 19 | -4 | 7 | 25～29 | |
| 155～159 | 190 | 106 | 84 | 7 | 4 | 4 | 8 | 3 | 6 | 7 | 7 | -3 | -2 | 25 | |
| 160～164 | 202 | 102 | 100 | 2 | 5 | 3 | 3 | 3 | 3 | 3 | 3 | 1 | 5 | 26 | |
| 165～169 | 186 | 100 | 86 | 4 | 3 | 6 | 2 | 2 | 3 | 3 | 3 | 2 | 3 | 27 | |
| 170～174 | 185 | 113 | 72 | 5 | 3 | 4 | 6 | 5 | 5 | 5 | 5 | -2 | 3 | 28 | |
| 175～179 | 214 | 125 | 89 | 4 | 6 | 5 | 6 | 4 | 8 | 5 | 8 | -2 | -2 | 29 | |
| 180～184 | 1199 | 611 | 588 | 7 | 10 | 27 | 12 | 14 | 19 | 14 | 14 | -5 | 9 | 30～34 | |
| 185～189 | 208 | 107 | 101 | 2 | 4 | 2 | 4 | 3 | 1 | 4 | 4 | -1 | 6 | 30 | |
| 190～194 | 231 | 111 | 120 | 2 | 6 | 8 | 5 | 4 | 4 | 4 | 4 | 3 | 1 | 31 | |
| 195～199 | 221 | 118 | 103 | 2 | 4 | 1 | 4 | 2 | 3 | 2 | 2 | -1 | -1 | 32 | |
| 200～204 | 267 | 135 | 132 | 1 | 6 | 5 | 3 | 1 | 7 | 3 | 3 | -4 | 1 | 33 | |
| 205～209 | 272 | 140 | 132 | 2 | 3 | 4 | 1 | 3 | 4 | 1 | 4 | -2 | 2 | 34 | |
| 210～214 | 1631 | 858 | 773 | 11 | 17 | 14 | 16 | 12 | 15 | 6 | 6 | -4 | 5 | 35～39 | |
| 215～219 | 302 | 152 | 150 | 4 | 5 | 4 | 2 | 1 | 3 | 2 | 2 | 4 | 4 | 35 | |
| 220～224 | 301 | 156 | 145 | 3 | 3 | 2 | 3 | 5 | 4 | 4 | 4 | -1 | -2 | 36 | |
| 225～229 | 319 | 161 | 158 | 2 | 1 | 3 | 4 | 1 | 4 | 4 | 4 | -3 | 3 | 37 | |
| 230～234 | 342 | 194 | 148 | 2 | 3 | 2 | 2 | 2 | 2 | 2 | 2 | 1 | 1 | 38 | |
| 235～239 | 367 | 195 | 172 | 4 | 3 | 3 | 5 | 3 | 2 | 4 | 4 | -5 | -1 | 39 | |
| 240～244 | 1833 | 967 | 866 | 8 | 7 | 8 | 13 | 13 | 15 | 8 | 8 | -5 | -7 | 40～44 | |
| 245～249 | 341 | 189 | 152 | 2 | 1 | 5 | 1 | 4 | 2 | 4 | 4 | 3 | 3 | 40 | |
| 250～254 | 384 | 205 | 179 | 1 | 6 | 2 | 5 | 3 | 2 | 1 | 1 | 2 | -2 | 41 | |
| 255～259 | 372 | 187 | 185 | 1 | 2 | 3 | 3 | 2 | 4 | 1 | 1 | -5 | -1 | 42 | |
| 260～264 | 373 | 196 | 177 | 4 | 5 | 3 | 2 | 3 | 5 | 1 | 1 | -3 | 4 | 43 | |
| 265～269 | 363 | 190 | 173 | 1 | 5 | 1 | 1 | 1 | 4 | 1 | 3 | -2 | -1 | 44 | |
| 270～274 | 1716 | 854 | 862 | 6 | 1 | 6 | 5 | 5 | 11 | 10 | 10 | -4 | -9 | 45～49 | |
| 275～279 | 332 | 166 | 166 | 1 | 4 | 2 | 2 | 2 | 5 | 2 | 2 | -1 | -1 | 45 | |
| 280～284 | 336 | 169 | 167 | 1 | 1 | 2 | 2 | 2 | 2 | 3 | 3 | -5 | -2 | 46 | |
| 285～289 | 371 | 188 | 183 | 1 | 4 | 2 | 3 | 3 | 3 | 1 | 1 | 5 | 5 | 47 | |
| 290～294 | 324 | 149 | 175 | 3 | 4 | 4 | 3 | 3 | 3 | 1 | 1 | -3 | -1 | 48 | |
| 295～299 | 353 | 182 | 171 | 1 | 1 | 2 | 1 | 1 | 1 | 3 | 3 | -3 | -1 | 49 | |

| | | | | | | | | | | | | | | | | |
|-------|------|------|------|---|---|---|---|----|---|---|---|----|----|-----|-----|-------|
| 50～54 | 1778 | 896 | 882 | 3 | 1 | 9 | 5 | 15 | 5 | 8 | 7 | 3 | 3 | -14 | -9 | 50～54 |
| 50 | 327 | 152 | 175 | | | 2 | 5 | 5 | 1 | 1 | 5 | 1 | 1 | -5 | -6 | 50 |
| 51 | 270 | 143 | 127 | 1 | | 2 | 2 | 3 | 3 | 2 | 2 | 1 | 2 | -2 | -2 | 51 |
| 52 | 362 | 191 | 171 | 2 | | 3 | 1 | 3 | 1 | 2 | 1 | 1 | 1 | -1 | -2 | 52 |
| 53 | 409 | 201 | 208 | | | 1 | 1 | 1 | 1 | 1 | 1 | 1 | 2 | -3 | -1 | 53 |
| 54 | 410 | 209 | 201 | | | 2 | 1 | 3 | 3 | 2 | 1 | 1 | 1 | -3 | -2 | 54 |
| 55～59 | 2151 | 1063 | 1088 | 6 | 1 | 7 | 3 | 9 | 2 | 4 | 4 | 6 | 4 | -6 | -6 | 55～59 |
| 55 | 370 | 194 | 176 | 3 | | 1 | 2 | 2 | 1 | 1 | 1 | 1 | 1 | 2 | -2 | 55 |
| 56 | 446 | 222 | 224 | 1 | | 1 | 1 | 1 | 1 | 2 | 1 | 2 | 2 | -1 | -1 | 56 |
| 57 | 428 | 198 | 230 | 1 | | 2 | 1 | 3 | 1 | 2 | 1 | 1 | 1 | -3 | -1 | 57 |
| 58 | 442 | 220 | 222 | 1 | | 3 | 1 | 3 | 1 | 2 | 2 | 3 | 1 | -4 | -3 | 58 |
| 59 | 465 | 229 | 236 | | | 3 | 1 | 1 | 1 | 1 | 1 | 3 | 1 | | | 59 |
| 60～64 | 2498 | 1237 | 1261 | 1 | 2 | 9 | 6 | 6 | 2 | 4 | 3 | 10 | 3 | -10 | -10 | 60～64 |
| 60 | 456 | 231 | 225 | 1 | 1 | 3 | 2 | 2 | 2 | 4 | 3 | 3 | 3 | -3 | 1 | 60 |
| 61 | 473 | 233 | 240 | | | 3 | 1 | 3 | 1 | 2 | 2 | 2 | 2 | -4 | -2 | 61 |
| 62 | 529 | 256 | 273 | 1 | | 2 | 5 | | 1 | 1 | 2 | 2 | 1 | 4 | 4 | 62 |
| 63 | 537 | 268 | 269 | | | 4 | | | 1 | 1 | 1 | 3 | 2 | | -3 | 63 |
| 64 | 503 | 249 | 254 | | | | | 1 | | | | 2 | 2 | -3 | | 64 |
| 65～69 | 2985 | 1473 | 1512 | 3 | 2 | 9 | 3 | 4 | 3 | 4 | 4 | 18 | 9 | -14 | -13 | 65～69 |
| 65 | 525 | 247 | 278 | 2 | | 4 | 1 | 4 | 1 | 3 | 1 | 2 | 1 | -2 | -2 | 65 |
| 66 | 567 | 263 | 304 | | | 1 | 1 | 1 | 1 | 3 | 1 | 5 | 2 | -5 | -1 | 66 |
| 67 | 646 | 341 | 305 | | | 1 | 1 | 1 | 1 | 2 | 2 | 3 | 3 | -3 | -6 | 67 |
| 68 | 664 | 335 | 329 | 1 | | 2 | 2 | 2 | 1 | 1 | 1 | 5 | 5 | -5 | -2 | 68 |
| 69 | 583 | 287 | 296 | | | 2 | 1 | 1 | 1 | 1 | 1 | 3 | 3 | -1 | -2 | 69 |
| 70～74 | 2221 | 961 | 1260 | 2 | 4 | 3 | 3 | 1 | 1 | 4 | 4 | 27 | 17 | -25 | -19 | 70～74 |
| 70 | 578 | 278 | 300 | | | 1 | 1 | 1 | 1 | 1 | 1 | 9 | 5 | -9 | -5 | 70 |
| 71 | 333 | 148 | 185 | | | 1 | | | | | | 2 | 2 | -2 | -3 | 71 |
| 72 | 343 | 138 | 205 | | | 1 | | | | | | 3 | 3 | -3 | -1 | 72 |
| 73 | 480 | 204 | 276 | | | 2 | | | | 2 | 2 | 5 | 6 | -3 | -8 | 73 |
| 74 | 487 | 193 | 294 | | | 2 | 1 | 4 | 1 | 2 | 2 | 8 | 1 | -8 | -2 | 74 |
| 75～79 | 2190 | 860 | 1330 | 2 | 4 | 2 | 4 | 1 | 2 | 4 | 4 | 33 | 22 | -30 | -18 | 75～79 |
| 75 | 462 | 199 | 263 | | | 1 | 1 | 1 | 1 | 1 | 1 | 5 | 1 | -4 | -4 | 75 |
| 76 | 455 | 189 | 266 | | | 1 | | | | 1 | 1 | 7 | 6 | -7 | -7 | 76 |
| 77 | 425 | 154 | 271 | 1 | 2 | | | | | 2 | 2 | 7 | 3 | -6 | -3 | 77 |
| 78 | 400 | 163 | 237 | | | 1 | 1 | 1 | 1 | 1 | 1 | 7 | 8 | -7 | -7 | 78 |
| 79 | 448 | 155 | 293 | 1 | | 3 | 3 | 1 | 2 | 1 | 1 | 7 | 4 | -6 | -1 | 79 |
| 80～84 | 2208 | 798 | 1410 | | | 1 | 2 | 2 | 2 | 6 | 6 | 45 | 36 | -47 | -41 | 80～84 |
| 80 | 498 | 199 | 299 | | | 1 | 1 | 1 | 1 | 2 | 2 | 8 | 6 | -9 | -8 | 80 |
| 81 | 462 | 147 | 315 | | | 1 | 1 | 1 | 1 | 1 | 1 | 5 | 3 | -5 | -5 | 81 |
| 82 | 438 | 153 | 285 | 1 | | 1 | 1 | 1 | 1 | 1 | 1 | 12 | 4 | -13 | -3 | 82 |
| 83 | 427 | 162 | 265 | | | 1 | | | | 2 | 2 | 10 | 10 | -9 | -12 | 83 |
| 84 | 383 | 137 | 246 | | | | | 1 | 1 | | | 10 | 13 | -11 | -13 | 84 |
| 85～89 | 1471 | 445 | 1026 | 2 | 2 | 1 | 3 | 1 | 1 | 3 | 5 | 39 | 58 | -43 | -59 | 85～89 |
| 85 | 350 | 132 | 218 | | | 1 | 1 | 1 | 1 | 1 | 1 | 10 | 15 | -11 | -14 | 85 |
| 86 | 335 | 94 | 241 | 1 | | 1 | 1 | 1 | 1 | 2 | 1 | 7 | 8 | -9 | -6 | 86 |
| 87 | 312 | 105 | 207 | 1 | | 1 | 1 | 1 | 1 | 1 | 1 | 12 | 10 | -13 | -11 | 87 |
| 88 | 245 | 67 | 178 | | | 1 | | | 1 | 3 | 3 | 5 | 14 | -5 | -14 | 88 |
| 89 | 229 | 47 | 182 | | | 3 | | 2 | 1 | 1 | 2 | 5 | 11 | -5 | -14 | 89 |
| 90～94 | 681 | 157 | 524 | | | 3 | 2 | 2 | 1 | 1 | 2 | 26 | 66 | -29 | -66 | 90～94 |
| 90 | 218 | 67 | 151 | | | 1 | 1 | 1 | 1 | 1 | 1 | 4 | 18 | -4 | -20 | 90 |
| 91 | 162 | 32 | 130 | 2 | | 2 | 2 | 2 | 1 | 1 | 1 | 5 | 14 | -7 | -13 | 91 |
| 92 | 120 | 32 | 88 | 1 | | 1 | | | | | | 10 | 10 | -10 | -9 | 92 |
| 93 | 103 | 12 | 91 | | | | | 1 | 1 | 1 | 1 | 4 | 12 | -5 | -12 | 93 |
| 94 | 78 | 14 | 64 | | | | | | | | | 3 | 12 | -3 | -94 | 94 |
| 95～99 | 165 | 27 | 138 | | | 1 | 1 | 1 | 1 | 2 | 2 | 9 | 31 | -10 | -33 | 95～99 |
| 95 | 62 | 11 | 51 | | | 1 | 1 | 1 | 1 | 1 | 1 | 4 | 11 | -4 | -12 | 95 |
| 96 | 38 | 6 | 32 | | | 1 | 1 | 1 | 1 | 1 | 1 | 3 | 3 | -4 | -4 | 96 |
| 97 | 27 | 2 | 25 | | | 2 | | | | | | 1 | 7 | -1 | -7 | 97 |
| 98 | 22 | 3 | 19 | | | 3 | | | | | | 1 | 5 | -1 | -5 | 98 |
| 99 | 16 | 5 | 11 | | | 5 | | | | | | 1 | 5 | -5 | -5 | 99 |
| 100～ | 22 | 3 | 19 | | | 3 | | | | | | 1 | 7 | -1 | -7 | 100～ |
| 年齢不詳 | 54 | 29 | 25 | | | | | | | | | | | | | 年齢不詳 |
| 計 | | | | | | | | | | | | | | | | 計 |
| 出生数 | | | | | | | | | | | | | | | | 出生数 |
| 男 | | | | | | | | | | | | | | | | 男 |
| 女 | | | | | | | | | | | | | | | | 女 |
| 人 | | | | | | | | | | | | | | | | 人 |
| 人 | | | | | | | | | | | | | | | | 人 |

※0歳の「差引増減」は、出生数を含めて算出している。

| 年齢 | 平成29年10月1日現在の人口 | | | | | | | | | | 平成28年10月～平成29年9月の人口動態 | | | | | | | | | | 年齢 |
|-------|-----------------|-------|-------|-----|-----|-----|-----|-----|-----|-----|-----------------------|-----|------|------|------|----|----|--|--|--|----|
| | 総数 | | 男 | | 女 | | 転入 | | 転出 | | 死亡 | | 差引増減 | | 年齢 | | | | | | |
| | 総数 | 男 | 女 | 男 | 女 | 男 | 女 | 男 | 女 | 男 | 女 | 男 | 女 | 男 | 女 | 男 | 女 | | | | |
| 0～4 | 7777 | 37080 | 40647 | 323 | 330 | 425 | 336 | 347 | 367 | 589 | 499 | 602 | 589 | -590 | -588 | 0 | 4 | | | | |
| 0 | 2255 | 1148 | 1107 | 19 | 22 | 32 | 23 | 19 | 28 | 13 | 20 | 1 | 1 | 219 | 197 | 0 | 4 | | | | |
| 1 | 407 | 202 | 205 | 6 | 8 | 5 | 3 | 4 | 6 | 4 | 1 | 1 | 1 | 202 | 205 | 0 | 0 | | | | |
| 2 | 462 | 231 | 231 | 6 | 8 | 6 | 8 | 4 | 7 | 2 | 6 | 6 | 1 | 6 | 6 | 1 | 1 | | | | |
| 3 | 413 | 214 | 199 | 2 | 1 | 9 | 7 | 2 | 8 | 3 | 8 | 1 | 1 | 6 | 6 | 2 | 2 | | | | |
| 4 | 466 | 254 | 212 | 7 | 4 | 9 | 2 | 5 | 2 | 6 | 1 | 2 | 1 | 5 | 5 | 3 | 3 | | | | |
| 5～9 | 507 | 247 | 260 | 2 | 1 | 3 | 4 | 4 | 5 | 4 | 4 | 4 | 4 | 5 | 4 | 4 | 4 | | | | |
| 5 | 2833 | 1478 | 1355 | 11 | 16 | 15 | 9 | 15 | 14 | 12 | 12 | 12 | 12 | -1 | -1 | 5 | 9 | | | | |
| 6 | 487 | 270 | 277 | 3 | 4 | 5 | 2 | 3 | 4 | 1 | 2 | 2 | 2 | 4 | 4 | 5 | 5 | | | | |
| 7 | 556 | 277 | 279 | 4 | 4 | 3 | 2 | 4 | 6 | 4 | 4 | 4 | 4 | -1 | -4 | 6 | 6 | | | | |
| 8 | 581 | 305 | 276 | 3 | 3 | 3 | 2 | 2 | 2 | 2 | 4 | 4 | 2 | 2 | 2 | 7 | 7 | | | | |
| 9 | 586 | 305 | 281 | 1 | 2 | 2 | 1 | 2 | 4 | 4 | 1 | 1 | 1 | -4 | 1 | 8 | 8 | | | | |
| 10～14 | 623 | 321 | 302 | 1 | 4 | 2 | 2 | 4 | 4 | 1 | 1 | 2 | 1 | -2 | 1 | 9 | 9 | | | | |
| 10 | 3032 | 1522 | 1510 | 3 | 4 | 9 | 5 | 5 | 6 | 9 | 5 | 2 | 2 | -4 | -2 | 10 | 14 | | | | |
| 11 | 596 | 290 | 306 | 2 | 2 | 3 | 3 | 2 | 2 | 2 | 4 | 4 | 2 | -2 | -1 | 10 | 10 | | | | |
| 12 | 581 | 291 | 290 | 1 | 1 | 4 | 1 | 1 | 1 | 3 | 3 | 1 | 1 | 2 | 2 | 11 | 11 | | | | |
| 13 | 615 | 303 | 312 | 1 | 1 | 3 | 1 | 1 | 3 | 2 | 2 | 1 | 1 | -4 | -3 | 12 | 12 | | | | |
| 14 | 579 | 305 | 274 | 1 | 1 | 3 | 3 | 2 | 3 | 2 | 1 | 1 | 1 | -4 | -3 | 13 | 13 | | | | |
| 15～19 | 661 | 333 | 328 | 1 | 1 | 3 | 1 | 2 | 2 | 2 | 1 | 1 | 1 | -67 | -76 | 14 | 14 | | | | |
| 15 | 3333 | 1694 | 1639 | 13 | 11 | 24 | 27 | 21 | 21 | 83 | 92 | 1 | 1 | -67 | -76 | 15 | 19 | | | | |
| 16 | 680 | 342 | 318 | 1 | 1 | 1 | 1 | 1 | 3 | 1 | 3 | 3 | 1 | -1 | -5 | 15 | 15 | | | | |
| 17 | 634 | 312 | 322 | 4 | 2 | 4 | 4 | 4 | 1 | 1 | 1 | 1 | 1 | -1 | -5 | 16 | 16 | | | | |
| 18 | 737 | 386 | 351 | 5 | 2 | 8 | 8 | 7 | 13 | 31 | 37 | 1 | 1 | -25 | -44 | 17 | 17 | | | | |
| 19 | 681 | 347 | 334 | 4 | 6 | 15 | 21 | 8 | 4 | 51 | 49 | 1 | 1 | -40 | -26 | 18 | 18 | | | | |
| 20～24 | 2456 | 1558 | 898 | 36 | 54 | 86 | 57 | 53 | 63 | 159 | 158 | 1 | 1 | -91 | -110 | 19 | 19 | | | | |
| 20 | 544 | 314 | 230 | 3 | 3 | 11 | 7 | 9 | 7 | 21 | 29 | 1 | 1 | -16 | -26 | 20 | 20 | | | | |
| 21 | 485 | 333 | 152 | 8 | 11 | 11 | 7 | 8 | 12 | 26 | 24 | 1 | 1 | -15 | -22 | 21 | 21 | | | | |
| 22 | 508 | 337 | 171 | 7 | 15 | 21 | 19 | 17 | 14 | 41 | 41 | 1 | 1 | -30 | -21 | 22 | 22 | | | | |
| 23 | 445 | 282 | 163 | 10 | 16 | 18 | 12 | 8 | 19 | 45 | 42 | 1 | 1 | -26 | -33 | 23 | 23 | | | | |
| 24 | 474 | 292 | 132 | 8 | 13 | 25 | 12 | 11 | 11 | 26 | 22 | 1 | 1 | -4 | -8 | 24 | 24 | | | | |
| 25～29 | 2766 | 1477 | 1289 | 57 | 64 | 72 | 57 | 60 | 79 | 92 | 55 | 2 | 2 | -25 | -13 | 25 | 29 | | | | |
| 25 | 517 | 272 | 245 | 11 | 14 | 15 | 16 | 13 | 15 | 32 | 11 | 1 | 1 | -19 | -4 | 25 | 25 | | | | |
| 26 | 474 | 261 | 213 | 8 | 11 | 15 | 10 | 11 | 22 | 13 | 11 | 1 | 1 | -13 | -13 | 26 | 26 | | | | |
| 27 | 557 | 307 | 250 | 7 | 10 | 11 | 10 | 15 | 11 | 16 | 15 | 1 | 1 | -13 | -6 | 27 | 27 | | | | |
| 28 | 577 | 319 | 258 | 17 | 11 | 17 | 9 | 8 | 16 | 17 | 9 | 2 | 2 | 7 | 5 | 28 | 28 | | | | |
| 29 | 641 | 318 | 323 | 14 | 18 | 14 | 13 | 13 | 15 | 14 | 9 | 1 | 1 | 1 | 7 | 29 | 29 | | | | |
| 30～34 | 3682 | 1932 | 1750 | 54 | 47 | 43 | 56 | 49 | 61 | 44 | 34 | 3 | 3 | 1 | 8 | 30 | 34 | | | | |
| 30 | 673 | 351 | 322 | 15 | 11 | 12 | 14 | 10 | 13 | 13 | 7 | 1 | 1 | 4 | 11 | 30 | 30 | | | | |
| 31 | 673 | 360 | 313 | 4 | 10 | 5 | 14 | 8 | 11 | 9 | 9 | 1 | 1 | -9 | 4 | 31 | 31 | | | | |
| 32 | 745 | 394 | 351 | 15 | 8 | 6 | 6 | 10 | 12 | 11 | 11 | 1 | 1 | -1 | -4 | 32 | 32 | | | | |
| 33 | 795 | 406 | 389 | 9 | 8 | 12 | 11 | 15 | 14 | 4 | 8 | 1 | 1 | 2 | -3 | 33 | 33 | | | | |
| 34 | 796 | 421 | 375 | 11 | 10 | 8 | 11 | 6 | 17 | 7 | 4 | 1 | 1 | 5 | 34 | 34 | | | | | |
| 35～39 | 4210 | 2232 | 1978 | 33 | 33 | 35 | 34 | 27 | 32 | 47 | 30 | 4 | 2 | -10 | 3 | 35 | 39 | | | | |
| 35 | 809 | 443 | 366 | 8 | 10 | 10 | 9 | 9 | 10 | 10 | 7 | 1 | 1 | 2 | 1 | 35 | 35 | | | | |
| 36 | 811 | 430 | 381 | 8 | 8 | 10 | 5 | 4 | 6 | 12 | 11 | 1 | 1 | -4 | 4 | 36 | 36 | | | | |
| 37 | 830 | 422 | 408 | 4 | 4 | 5 | 4 | 4 | 8 | 6 | 7 | 2 | 2 | -3 | -7 | 37 | 37 | | | | |
| 38 | 861 | 38 | 457 | 9 | 7 | 4 | 4 | 4 | 4 | 4 | 3 | 1 | 1 | -2 | 13 | 38 | 38 | | | | |
| 39 | 899 | 480 | 419 | 2 | 4 | 4 | 5 | 6 | 6 | 8 | 2 | 1 | 1 | -8 | 39 | 39 | | | | | |
| 40～44 | 4818 | 2475 | 2343 | 29 | 21 | 29 | 24 | 30 | 24 | 38 | 28 | 4 | 2 | -14 | -9 | 40 | 44 | | | | |
| 40 | 958 | 483 | 475 | 4 | 6 | 4 | 8 | 9 | 5 | 6 | 4 | 4 | 4 | -7 | 5 | 40 | 40 | | | | |
| 41 | 921 | 475 | 446 | 5 | 3 | 3 | 6 | 6 | 7 | 8 | 10 | 1 | 1 | -7 | -8 | 41 | 41 | | | | |
| 42 | 1010 | 512 | 498 | 10 | 7 | 5 | 5 | 5 | 3 | 3 | 3 | 3 | 3 | 7 | 6 | 42 | 42 | | | | |
| 43 | 945 | 496 | 449 | 6 | 3 | 6 | 2 | 4 | 4 | 14 | 5 | 2 | 1 | -8 | 5 | 43 | 43 | | | | |
| 44 | 984 | 509 | 475 | 4 | 2 | 9 | 3 | 6 | 5 | 5 | 6 | 1 | 1 | 1 | -7 | 44 | 44 | | | | |
| 45～49 | 4300 | 2178 | 2212 | 23 | 16 | 22 | 8 | 17 | 5 | 34 | 18 | 7 | 2 | -13 | -1 | 45 | 49 | | | | |
| 45 | 884 | 455 | 429 | 6 | 2 | 6 | 2 | 2 | 2 | 6 | 5 | 5 | 2 | 4 | -3 | 45 | 45 | | | | |
| 46 | 46 | 464 | 447 | 5 | 3 | 1 | 2 | 2 | 3 | 6 | 5 | 1 | 1 | -3 | -3 | 46 | 46 | | | | |
| 47 | 867 | 416 | 451 | 5 | 4 | 2 | 2 | 4 | 1 | 9 | 3 | 1 | 1 | -4 | 2 | 47 | 47 | | | | |
| 48 | 842 | 425 | 417 | 4 | 1 | 6 | 6 | 5 | 5 | 4 | 2 | 2 | 2 | -1 | -3 | 48 | 48 | | | | |
| 49 | 886 | 418 | 468 | 3 | 6 | 4 | 2 | 4 | 1 | 9 | 1 | 3 | 3 | -9 | 6 | 49 | 49 | | | | |

| 年齢 | 4506 | 2207 | 2299 | 12 | 6 | 18 | 3 | 14 | 4 | 15 | 8 | 8 | 5 | -7 | -8 | 50~54 |
|-----|------|------|------|----|---|----|----|----|---|----|----|-----|-----|------|-----|-------|
| 50 | 937 | 462 | 475 | 4 | 1 | 4 | 7 | 1 | 4 | 4 | 1 | 1 | 5 | -4 | -1 | 50 |
| 51 | 685 | 350 | 335 | 2 | 2 | 3 | 1 | 2 | 2 | 2 | 4 | 2 | 1 | -2 | -3 | 51 |
| 52 | 984 | 485 | 499 | 2 | 2 | 6 | 2 | 2 | 2 | 5 | 2 | 1 | 2 | 2 | 52 | |
| 53 | 878 | 417 | 461 | 3 | 1 | 3 | 1 | 2 | 1 | 4 | 2 | 2 | 2 | 2 | 53 | |
| 54 | 1022 | 493 | 529 | 3 | 2 | 2 | 2 | 2 | 2 | 4 | 2 | 2 | 1 | -3 | 54 | |
| 55 | 5288 | 2573 | 2715 | 9 | 8 | 14 | 11 | 16 | 7 | 11 | 6 | 16 | 9 | -20 | 55 | |
| 56 | 1018 | 492 | 526 | 1 | 2 | 7 | 8 | 1 | 4 | 4 | 3 | 2 | 2 | 2 | 56 | |
| 57 | 970 | 488 | 482 | 2 | 1 | 1 | 8 | 3 | 1 | 2 | 3 | 2 | 1 | -3 | 57 | |
| 58 | 1106 | 549 | 557 | 3 | 3 | 5 | 4 | 4 | 2 | 2 | 2 | 2 | 3 | -1 | 58 | |
| 59 | 1088 | 533 | 555 | 1 | 1 | 1 | 1 | 4 | 2 | 2 | 1 | 6 | 2 | -10 | 59 | |
| 60 | 1106 | 511 | 595 | 2 | 1 | 1 | 1 | 4 | 2 | 3 | 5 | 5 | 1 | -1 | 60 | |
| 61 | 6569 | 3205 | 3364 | 7 | 4 | 11 | 14 | 8 | 5 | 8 | 3 | 28 | 10 | -26 | 61 | |
| 62 | 1211 | 589 | 622 | 3 | 2 | 1 | 1 | 3 | 1 | 8 | 3 | 1 | 2 | -3 | 62 | |
| 63 | 1307 | 651 | 656 | 1 | 1 | 1 | 2 | 2 | 1 | 3 | 3 | 1 | 2 | 2 | 63 | |
| 64 | 1361 | 643 | 718 | 1 | 1 | 2 | 5 | 3 | 2 | 3 | 3 | 3 | 1 | -6 | 64 | |
| 65 | 1308 | 664 | 644 | 1 | 1 | 2 | 1 | 3 | 2 | 3 | 9 | 9 | 1 | -12 | 65 | |
| 66 | 1382 | 658 | 724 | 1 | 1 | 2 | 5 | 1 | 1 | 2 | 7 | 7 | 2 | -4 | 66 | |
| 67 | 3698 | 3794 | 3794 | 6 | 7 | 10 | 3 | 6 | 2 | 11 | 10 | 52 | 20 | -53 | 67 | |
| 68 | 1480 | 706 | 774 | 1 | 1 | 1 | 1 | 3 | 1 | 6 | 1 | 9 | 7 | -10 | 68 | |
| 69 | 1395 | 698 | 697 | 2 | 2 | 4 | 4 | 3 | 3 | 6 | 3 | 13 | 4 | -13 | 69 | |
| 70 | 1627 | 804 | 823 | 1 | 1 | 1 | 1 | 1 | 1 | 4 | 3 | 12 | 4 | -5 | 70 | |
| 71 | 1592 | 777 | 815 | 2 | 2 | 3 | 2 | 2 | 1 | 4 | 8 | 8 | 7 | -9 | 71 | |
| 72 | 1398 | 713 | 695 | 2 | 2 | 3 | 2 | 1 | 1 | 3 | 3 | 3 | 3 | -8 | 72 | |
| 73 | 4826 | 2255 | 2571 | 5 | 2 | 3 | 2 | 1 | 2 | 7 | 2 | 49 | 19 | -49 | 73 | |
| 74 | 1456 | 729 | 727 | 2 | 1 | 1 | 1 | 1 | 1 | 1 | 14 | 14 | 2 | -2 | 74 | |
| 75 | 709 | 346 | 363 | 1 | 1 | 1 | 1 | 1 | 1 | 1 | 9 | 9 | 7 | -5 | 75 | |
| 76 | 774 | 349 | 425 | 1 | 1 | 1 | 1 | 4 | 4 | 4 | 8 | 8 | 7 | -9 | 76 | |
| 77 | 965 | 426 | 539 | 1 | 1 | 3 | 1 | 1 | 1 | 4 | 1 | 10 | 4 | -12 | 77 | |
| 78 | 922 | 405 | 517 | 2 | 4 | 1 | 2 | 2 | 3 | 2 | 2 | 6 | 6 | -8 | 78 | |
| 79 | 4955 | 2024 | 2931 | 4 | 4 | 1 | 2 | 3 | 3 | 2 | 6 | 76 | 36 | -73 | 79 | |
| 80 | 1065 | 453 | 612 | 2 | 2 | 1 | 1 | 1 | 1 | 2 | 1 | 22 | 4 | -19 | 80 | |
| 81 | 1017 | 446 | 571 | 1 | 1 | 1 | 1 | 1 | 1 | 1 | 1 | 11 | 10 | -10 | 81 | |
| 82 | 966 | 386 | 580 | 2 | 2 | 1 | 1 | 3 | 3 | 1 | 2 | 13 | 9 | -14 | 82 | |
| 83 | 876 | 349 | 527 | 1 | 1 | 1 | 1 | 2 | 2 | 2 | 2 | 12 | 4 | -11 | 83 | |
| 84 | 1031 | 390 | 641 | 1 | 1 | 1 | 1 | 1 | 1 | 1 | 1 | 18 | 9 | -19 | 84 | |
| 85 | 4580 | 1720 | 2860 | 1 | 4 | 1 | 1 | 4 | 2 | 1 | 6 | 104 | 67 | -107 | 85 | |
| 86 | 994 | 411 | 583 | 1 | 1 | 1 | 1 | 1 | 1 | 1 | 4 | 18 | 14 | -17 | 86 | |
| 87 | 982 | 391 | 591 | 1 | 1 | 1 | 1 | 1 | 1 | 1 | 4 | 20 | 11 | -21 | 87 | |
| 88 | 936 | 344 | 592 | 1 | 1 | 1 | 2 | 2 | 1 | 1 | 1 | 16 | 8 | -19 | 88 | |
| 89 | 880 | 308 | 572 | 1 | 1 | 1 | 1 | 1 | 1 | 1 | 1 | 25 | 18 | -25 | 89 | |
| 90 | 788 | 266 | 522 | 1 | 1 | 1 | 1 | 1 | 1 | 2 | 5 | 25 | 16 | -25 | 90 | |
| 91 | 3406 | 1053 | 2353 | 1 | 5 | 1 | 1 | 7 | 7 | 2 | 5 | 124 | 151 | -126 | 91 | |
| 92 | 800 | 261 | 539 | 2 | 2 | 1 | 1 | 1 | 1 | 1 | 1 | 33 | 23 | -34 | 92 | |
| 93 | 748 | 256 | 492 | 1 | 1 | 1 | 1 | 1 | 1 | 1 | 2 | 24 | 23 | -26 | 93 | |
| 94 | 722 | 217 | 505 | 1 | 1 | 1 | 3 | 3 | 3 | 1 | 18 | 35 | 35 | -17 | 94 | |
| 95 | 619 | 193 | 426 | 1 | 1 | 1 | 2 | 2 | 2 | 1 | 1 | 21 | 41 | -21 | 95 | |
| 96 | 517 | 126 | 391 | 1 | 1 | 1 | 1 | 1 | 1 | 1 | 1 | 28 | 29 | -43 | 96 | |
| 97 | 1534 | 387 | 1147 | 2 | 2 | 1 | 1 | 2 | 2 | 2 | 1 | 89 | 149 | -90 | 97 | |
| 98 | 483 | 128 | 355 | 1 | 1 | 1 | 1 | 1 | 1 | 1 | 23 | 33 | 33 | -23 | 98 | |
| 99 | 370 | 99 | 271 | 1 | 1 | 1 | 1 | 1 | 1 | 1 | 23 | 30 | 30 | -30 | 99 | |
| 100 | 288 | 67 | 221 | 1 | 1 | 1 | 1 | 1 | 1 | 1 | 21 | 37 | 37 | -22 | 100 | |
| 101 | 224 | 56 | 168 | 1 | 1 | 1 | 1 | 1 | 1 | 1 | 15 | 24 | 24 | -15 | 101 | |
| 102 | 169 | 37 | 132 | 1 | 1 | 1 | 1 | 1 | 1 | 1 | 7 | 25 | 25 | -24 | 102 | |
| 103 | 362 | 48 | 314 | 1 | 1 | 1 | 1 | 1 | 1 | 1 | 28 | 95 | 95 | -29 | 103 | |
| 104 | 139 | 15 | 124 | 1 | 1 | 1 | 1 | 1 | 1 | 1 | 10 | 14 | 14 | -10 | 104 | |
| 105 | 79 | 13 | 66 | 1 | 1 | 1 | 1 | 1 | 1 | 1 | 6 | 25 | 25 | -7 | 105 | |
| 106 | 69 | 12 | 57 | 1 | 1 | 1 | 1 | 1 | 1 | 1 | 8 | 23 | 23 | -8 | 106 | |
| 107 | 39 | 5 | 34 | 1 | 1 | 1 | 1 | 1 | 1 | 1 | 2 | 22 | 22 | -2 | 107 | |
| 108 | 36 | 3 | 33 | 1 | 1 | 1 | 1 | 1 | 1 | 1 | 2 | 11 | 11 | -2 | 108 | |
| 109 | 41 | 10 | 31 | 1 | 1 | 1 | 1 | 1 | 1 | 1 | 5 | 20 | 20 | -5 | 109 | |
| 110 | 383 | 206 | 187 | 1 | 1 | 1 | 1 | 1 | 1 | 1 | 5 | 20 | 20 | -20 | 110 | |
| 111 | 383 | 206 | 187 | 1 | 1 | 1 | 1 | 1 | 1 | 1 | 5 | 20 | 20 | -20 | 111 | |

※0歳の「差引増減」は、出生数を含めて算出している。

市町村名： 湯上市

| 年齢 | 平成29年10月1日現在の人口 | | | | | | | | | | | | 平成28年10月～平成29年9月の人口動態 | | | | | | | | | | | | 年齢 |
|-----|-----------------|-------|-------|-----|-----|-----|-----|-----|-----|-----|-----|-----|-----------------------|------|------|-----|-----|-----|------|----|----|----|----|----|----|
| | 転入 | | | | | | 転出 | | | | | | 死亡 | | | | | | 差引増減 | | | | | | |
| | 県内 | | | 県外 | | | 県内 | | | 県外 | | | 男 | | | 女 | | | 男 | | | 女 | | | |
| | 総数 | 男 | 女 | 総数 | 男 | 女 | 総数 | 男 | 女 | 総数 | 男 | 女 | 総数 | 男 | 女 | 総数 | 男 | 女 | 総数 | 男 | 女 | 総数 | 男 | 女 | |
| 0～4 | 32534 | 15318 | 17216 | 261 | 297 | 166 | 111 | 233 | 271 | 190 | 177 | 214 | 228 | -101 | -174 | 106 | 122 | 114 | 96 | 6 | 2 | 2 | 3 | 3 | 4 |
| 5 | 1023 | 523 | 500 | 20 | 26 | 8 | 9 | 11 | 18 | 4 | 5 | 17 | 28 | -29 | -1 | 1 | 2 | 1 | 1 | 1 | 1 | 1 | 1 | 1 | 1 |
| 6 | 210 | 114 | 96 | 5 | 5 | 1 | 3 | 4 | 4 | 1 | 2 | 4 | 4 | -2 | 0 | 0 | 0 | 0 | 0 | 0 | 0 | 0 | 0 | 0 | 0 |
| 7 | 200 | 100 | 100 | 6 | 13 | 2 | 3 | 4 | 7 | 1 | 2 | 7 | 7 | 3 | 6 | 6 | 6 | 6 | 6 | 6 | 6 | 6 | 6 | 6 | 6 |
| 8 | 192 | 89 | 103 | 3 | 3 | 3 | 3 | 1 | 4 | 1 | 2 | 4 | 4 | -2 | 2 | 2 | 2 | 2 | 2 | 2 | 2 | 2 | 2 | 2 | 2 |
| 9 | 187 | 96 | 91 | 3 | 2 | 1 | 2 | 2 | 2 | 1 | 1 | 1 | 1 | -2 | 2 | 2 | 2 | 2 | 2 | 2 | 2 | 2 | 2 | 2 | 2 |
| 10 | 234 | 124 | 110 | 6 | 3 | 1 | 1 | 4 | 2 | 1 | 1 | 2 | 2 | 2 | 4 | 4 | 4 | 4 | 4 | 4 | 4 | 4 | 4 | 4 | 4 |
| 11 | 1145 | 619 | 526 | 8 | 5 | 3 | 3 | 5 | 5 | 3 | 2 | 5 | 5 | 3 | 1 | 1 | 1 | 1 | 1 | 1 | 1 | 1 | 1 | 1 | 1 |
| 12 | 222 | 120 | 102 | 3 | 2 | 2 | 2 | 3 | 3 | 1 | 1 | 3 | 3 | -1 | 5 | 5 | 5 | 5 | 5 | 5 | 5 | 5 | 5 | 5 | 5 |
| 13 | 205 | 99 | 106 | 1 | 2 | 1 | 1 | 3 | 2 | 1 | 2 | 3 | 3 | -2 | 6 | 6 | 6 | 6 | 6 | 6 | 6 | 6 | 6 | 6 | 6 |
| 14 | 237 | 140 | 97 | 2 | 1 | 1 | 1 | 1 | 4 | 1 | 2 | 2 | 2 | 1 | 7 | 7 | 7 | 7 | 7 | 7 | 7 | 7 | 7 | 7 | 7 |
| 15 | 217 | 114 | 103 | 2 | 2 | 2 | 2 | 1 | 2 | 1 | 1 | 1 | 1 | -1 | 8 | 8 | 8 | 8 | 8 | 8 | 8 | 8 | 8 | 8 | 8 |
| 16 | 264 | 146 | 118 | 2 | 2 | 2 | 1 | 4 | 2 | 1 | 2 | 2 | 2 | 2 | 9 | 9 | 9 | 9 | 9 | 9 | 9 | 9 | 9 | 9 | 9 |
| 17 | 1371 | 730 | 641 | 7 | 2 | 2 | 1 | 4 | 1 | 3 | 2 | 28 | 28 | 2 | 10 | 10 | 10 | 10 | 10 | 10 | 10 | 10 | 10 | 10 | 10 |
| 18 | 252 | 137 | 115 | 2 | 1 | 1 | 1 | 1 | 1 | 1 | 1 | 1 | 1 | 1 | 11 | 11 | 11 | 11 | 11 | 11 | 11 | 11 | 11 | 11 | 11 |
| 19 | 321 | 162 | 159 | 2 | 2 | 2 | 1 | 4 | 2 | 2 | 2 | 1 | 1 | -2 | 12 | 12 | 12 | 12 | 12 | 12 | 12 | 12 | 12 | 12 | 12 |
| 20 | 305 | 158 | 147 | 1 | 2 | 1 | 1 | 2 | 2 | 1 | 1 | 1 | 1 | 1 | 13 | 13 | 13 | 13 | 13 | 13 | 13 | 13 | 13 | 13 | 13 |
| 21 | 309 | 170 | 139 | 2 | 3 | 2 | 2 | 2 | 4 | 2 | 2 | 8 | 8 | -6 | 14 | 14 | 14 | 14 | 14 | 14 | 14 | 14 | 14 | 14 | 14 |
| 22 | 272 | 135 | 137 | 2 | 3 | 3 | 1 | 6 | 5 | 19 | 14 | 14 | 14 | -20 | 15 | 15 | 15 | 15 | 15 | 15 | 15 | 15 | 15 | 15 | 15 |
| 23 | 1111 | 582 | 529 | 33 | 49 | 34 | 16 | 32 | 55 | 59 | 71 | 71 | 71 | -25 | 19 | 19 | 19 | 19 | 19 | 19 | 19 | 19 | 19 | 19 | 19 |
| 24 | 234 | 125 | 109 | 2 | 8 | 5 | 3 | 1 | 9 | 13 | 12 | 12 | 12 | -7 | 20 | 20 | 20 | 20 | 20 | 20 | 20 | 20 | 20 | 20 | 20 |
| 25 | 195 | 100 | 95 | 6 | 8 | 3 | 3 | 7 | 6 | 6 | 6 | 6 | 6 | -6 | 21 | 21 | 21 | 21 | 21 | 21 | 21 | 21 | 21 | 21 | 21 |
| 26 | 229 | 120 | 109 | 7 | 11 | 11 | 8 | 7 | 16 | 13 | 19 | 19 | 19 | -6 | 22 | 22 | 22 | 22 | 22 | 22 | 22 | 22 | 22 | 22 | 22 |
| 27 | 235 | 108 | 127 | 7 | 11 | 6 | 6 | 11 | 9 | 16 | 22 | 22 | 22 | -12 | 23 | 23 | 23 | 23 | 23 | 23 | 23 | 23 | 23 | 23 | 23 |
| 28 | 261 | 129 | 132 | 13 | 10 | 10 | 5 | 15 | 10 | 2 | 2 | 2 | 2 | 2 | 24 | 24 | 24 | 24 | 24 | 24 | 24 | 24 | 24 | 24 | 24 |
| 29 | 1453 | 716 | 737 | 35 | 39 | 21 | 15 | 35 | 32 | 25 | 12 | 12 | 12 | -5 | 25 | 25 | 25 | 25 | 25 | 25 | 25 | 25 | 25 | 25 | 25 |
| 30 | 258 | 116 | 142 | 10 | 10 | 5 | 3 | 6 | 6 | 5 | 4 | 4 | 4 | 4 | 26 | 26 | 26 | 26 | 26 | 26 | 26 | 26 | 26 | 26 | 26 |
| 31 | 285 | 145 | 140 | 5 | 5 | 7 | 3 | 10 | 6 | 6 | 5 | 5 | 5 | -4 | 27 | 27 | 27 | 27 | 27 | 27 | 27 | 27 | 27 | 27 | 27 |
| 32 | 274 | 136 | 138 | 5 | 10 | 3 | 2 | 5 | 10 | 5 | 1 | 1 | 1 | -2 | 28 | 28 | 28 | 28 | 28 | 28 | 28 | 28 | 28 | 28 | 28 |
| 33 | 319 | 154 | 165 | 5 | 7 | 4 | 1 | 6 | 8 | 4 | 2 | 2 | 2 | 2 | 29 | 29 | 29 | 29 | 29 | 29 | 29 | 29 | 29 | 29 | 29 |
| 34 | 317 | 165 | 152 | 10 | 7 | 2 | 6 | 8 | 3 | 5 | 5 | 5 | 5 | -1 | 30 | 30 | 30 | 30 | 30 | 30 | 30 | 30 | 30 | 30 | 30 |
| 35 | 1825 | 920 | 905 | 29 | 27 | 13 | 12 | 26 | 28 | 14 | 8 | 8 | 8 | 2 | 31 | 31 | 31 | 31 | 31 | 31 | 31 | 31 | 31 | 31 | 31 |
| 36 | 326 | 161 | 165 | 5 | 7 | 2 | 2 | 6 | 6 | 8 | 1 | 1 | 1 | 4 | 32 | 32 | 32 | 32 | 32 | 32 | 32 | 32 | 32 | 32 | 32 |
| 37 | 337 | 181 | 156 | 4 | 7 | 4 | 4 | 6 | 3 | 2 | 3 | 3 | 3 | 5 | 33 | 33 | 33 | 33 | 33 | 33 | 33 | 33 | 33 | 33 | 33 |
| 38 | 371 | 177 | 194 | 8 | 4 | 4 | 3 | 6 | 6 | 6 | 2 | 2 | 2 | 1 | 34 | 34 | 34 | 34 | 34 | 34 | 34 | 34 | 34 | 34 | 34 |
| 39 | 403 | 202 | 201 | 7 | 2 | 2 | 2 | 5 | 3 | 3 | 1 | 1 | 1 | 1 | 35 | 35 | 35 | 35 | 35 | 35 | 35 | 35 | 35 | 35 | 35 |
| 40 | 388 | 199 | 189 | 5 | 7 | 5 | 2 | 3 | 8 | 1 | 1 | 1 | 1 | 1 | 36 | 36 | 36 | 36 | 36 | 36 | 36 | 36 | 36 | 36 | 36 |
| 41 | 2218 | 1118 | 1100 | 19 | 13 | 14 | 7 | 14 | 12 | 9 | 8 | 8 | 8 | 9 | 37 | 37 | 37 | 37 | 37 | 37 | 37 | 37 | 37 | 37 | 37 |
| 42 | 422 | 227 | 195 | 4 | 2 | 2 | 2 | 4 | 4 | 1 | 1 | 1 | 1 | 1 | 38 | 38 | 38 | 38 | 38 | 38 | 38 | 38 | 38 | 38 | 38 |
| 43 | 472 | 245 | 227 | 3 | 2 | 3 | 2 | 4 | 4 | 2 | 2 | 2 | 2 | 1 | 39 | 39 | 39 | 39 | 39 | 39 | 39 | 39 | 39 | 39 | 39 |
| 44 | 427 | 209 | 218 | 3 | 2 | 2 | 3 | 5 | 3 | 3 | 1 | 1 | 1 | -1 | 40 | 40 | 40 | 40 | 40 | 40 | 40 | 40 | 40 | 40 | 40 |
| 45 | 448 | 210 | 238 | 5 | 5 | 3 | 1 | 1 | 4 | 4 | 2 | 2 | 2 | 2 | 41 | 41 | 41 | 41 | 41 | 41 | 41 | 41 | 41 | 41 | 41 |
| 46 | 449 | 222 | 222 | 4 | 2 | 4 | 2 | 4 | 3 | 1 | 1 | 1 | 1 | 7 | 42 | 42 | 42 | 42 | 42 | 42 | 42 | 42 | 42 | 42 | 42 |
| 47 | 2124 | 991 | 1133 | 17 | 17 | 7 | 5 | 14 | 9 | 5 | 4 | 4 | 4 | 1 | 43 | 43 | 43 | 43 | 43 | 43 | 43 | 43 | 43 | 43 | 43 |
| 48 | 422 | 206 | 216 | 6 | 6 | 7 | 1 | 4 | 4 | 1 | 1 | 1 | 1 | 3 | 44 | 44 | 44 | 44 | 44 | 44 | 44 | 44 | 44 | 44 | 44 |
| 49 | 448 | 205 | 243 | 3 | 5 | 1 | 1 | 5 | 5 | 2 | 2 | 2 | 2 | 2 | 45 | 45 | 45 | 45 | 45 | 45 | 45 | 45 | 45 | 45 | 45 |

| | | | | | | | | | | | | | | | | |
|---------|------------------------------|-------|-------|----|----|----|---|---|----|---|---|----|----|-----|-----|---------|
| 50 ~ 54 | 2,171 | 1,051 | 1,120 | 10 | 10 | 7 | 5 | 5 | 12 | 7 | 4 | 3 | 2 | 2 | -3 | 50 ~ 54 |
| 50 | 460 | 214 | 246 | 1 | 2 | 1 | 1 | 1 | 3 | 1 | 1 | 1 | 2 | -2 | -1 | 50 |
| 51 | 362 | 170 | 192 | 2 | 1 | 2 | 1 | 4 | 2 | 2 | 1 | 1 | 2 | -2 | -1 | 51 |
| 52 | 478 | 236 | 242 | 3 | 2 | 2 | 2 | 4 | 4 | 3 | 1 | 1 | 1 | -2 | -2 | 52 |
| 53 | 424 | 205 | 219 | 1 | 4 | 2 | 1 | 2 | 2 | 2 | 2 | 1 | 3 | 3 | 1 | 53 |
| 54 | 447 | 226 | 221 | 3 | 1 | 1 | 1 | 1 | 1 | 1 | 1 | 1 | 1 | 2 | 1 | 54 |
| 55 ~ 59 | 2,115 | 1,059 | 1,056 | 8 | 5 | 11 | 4 | 7 | 3 | 3 | 3 | 5 | 1 | 4 | 2 | 55 ~ 59 |
| 55 | 388 | 183 | 205 | 1 | 1 | 1 | 1 | 3 | 2 | 2 | 1 | 1 | 1 | -2 | -2 | 55 |
| 56 | 380 | 191 | 189 | 4 | 2 | 2 | 2 | 1 | 1 | 3 | 3 | 1 | 3 | 3 | -3 | 56 |
| 57 | 405 | 218 | 187 | 3 | 1 | 1 | 1 | 1 | 1 | 3 | 3 | 1 | 1 | -3 | -3 | 57 |
| 58 | 483 | 245 | 238 | 2 | 2 | 4 | 1 | 1 | 2 | 1 | 1 | 2 | 2 | 2 | 3 | 58 |
| 59 | 459 | 222 | 237 | 1 | 1 | 3 | 2 | 1 | 1 | 1 | 1 | 2 | 1 | 1 | 3 | 59 |
| 60 ~ 64 | 2,516 | 1,209 | 1,307 | 8 | 13 | 4 | 7 | 7 | 7 | 2 | 2 | 16 | 7 | -13 | -1 | 60 ~ 64 |
| 60 | 457 | 203 | 254 | 1 | 4 | 1 | 3 | 1 | 1 | 1 | 1 | 4 | 2 | -6 | 1 | 60 |
| 61 | 458 | 217 | 241 | 1 | 1 | 2 | 1 | 3 | 1 | 1 | 3 | 3 | 1 | -3 | -3 | 61 |
| 62 | 515 | 243 | 272 | 2 | 4 | 4 | 1 | 1 | 3 | 1 | 1 | 6 | 2 | -4 | -4 | 62 |
| 63 | 536 | 277 | 259 | 1 | 1 | 1 | 3 | 3 | 1 | 1 | 2 | 2 | 1 | -2 | -1 | 63 |
| 64 | 550 | 269 | 281 | 3 | 3 | 1 | 1 | 1 | 1 | 1 | 1 | 1 | 1 | 2 | 1 | 64 |
| 65 ~ 69 | 3,108 | 1,457 | 1,651 | 8 | 4 | 4 | 4 | 4 | 3 | 1 | 3 | 23 | 8 | -16 | -7 | 65 ~ 69 |
| 65 | 579 | 274 | 305 | 5 | 2 | 1 | 1 | 1 | 3 | 1 | 3 | 3 | 2 | 2 | -5 | 65 |
| 66 | 617 | 291 | 326 | 2 | 1 | 1 | 1 | 1 | 3 | 1 | 3 | 5 | 1 | -4 | -1 | 66 |
| 67 | 657 | 305 | 352 | 1 | 1 | 2 | 1 | 1 | 1 | 1 | 1 | 5 | 1 | -4 | -1 | 67 |
| 68 | 657 | 309 | 348 | 1 | 1 | 1 | 2 | 2 | 1 | 1 | 1 | 6 | 3 | -8 | -2 | 68 |
| 69 | 598 | 278 | 320 | 1 | 1 | 1 | 1 | 1 | 1 | 1 | 1 | 8 | 1 | -7 | -2 | 69 |
| 70 ~ 74 | 2,246 | 1,051 | 1,195 | 2 | 2 | 5 | 1 | 4 | 2 | 2 | 1 | 32 | 10 | -29 | -10 | 70 ~ 74 |
| 70 | 606 | 280 | 326 | 1 | 1 | 1 | 1 | 1 | 1 | 1 | 1 | 8 | 3 | -7 | -4 | 70 |
| 71 | 411 | 203 | 208 | 1 | 2 | 1 | 1 | 1 | 1 | 1 | 1 | 5 | 1 | -5 | -5 | 71 |
| 72 | 373 | 174 | 199 | 1 | 1 | 3 | 1 | 1 | 1 | 1 | 1 | 5 | 1 | -3 | -3 | 72 |
| 73 | 441 | 202 | 239 | 1 | 1 | 1 | 1 | 1 | 1 | 1 | 1 | 6 | 1 | -6 | -2 | 73 |
| 74 | 415 | 192 | 223 | 1 | 1 | 1 | 1 | 1 | 1 | 1 | 1 | 8 | 4 | -8 | -4 | 74 |
| 75 ~ 79 | 1,994 | 822 | 1,172 | 4 | 9 | 1 | 1 | 1 | 3 | 3 | 4 | 25 | 21 | -22 | -15 | 75 ~ 79 |
| 75 | 454 | 186 | 268 | 2 | 2 | 1 | 1 | 1 | 1 | 1 | 1 | 4 | 5 | -4 | -4 | 75 |
| 76 | 424 | 160 | 264 | 1 | 1 | 1 | 1 | 1 | 2 | 2 | 1 | 7 | 3 | -8 | -5 | 76 |
| 77 | 365 | 170 | 195 | 1 | 1 | 1 | 1 | 1 | 1 | 1 | 1 | 3 | 5 | -3 | -5 | 77 |
| 78 | 352 | 137 | 215 | 3 | 3 | 3 | 1 | 1 | 1 | 1 | 1 | 3 | 5 | -4 | -2 | 78 |
| 79 | 399 | 169 | 230 | 1 | 3 | 2 | 1 | 1 | 1 | 1 | 1 | 4 | 3 | -3 | -2 | 79 |
| 80 ~ 84 | 1,638 | 650 | 988 | 1 | 7 | 2 | 2 | 1 | 2 | 1 | 4 | 33 | 34 | -34 | -31 | 80 ~ 84 |
| 80 | 386 | 173 | 213 | 1 | 1 | 1 | 1 | 1 | 1 | 1 | 3 | 6 | 5 | -6 | -7 | 80 |
| 81 | 321 | 131 | 190 | 1 | 1 | 1 | 1 | 1 | 1 | 1 | 1 | 8 | 5 | -9 | -4 | 81 |
| 82 | 333 | 137 | 196 | 1 | 1 | 1 | 1 | 1 | 1 | 1 | 1 | 8 | 2 | -7 | -3 | 82 |
| 83 | 307 | 109 | 198 | 1 | 3 | 1 | 1 | 1 | 1 | 1 | 1 | 8 | 2 | -7 | -3 | 83 |
| 84 | 291 | 100 | 191 | 2 | 2 | 2 | 1 | 1 | 1 | 1 | 1 | 5 | 10 | -5 | -8 | 84 |
| 85 ~ 89 | 1,130 | 372 | 758 | 3 | 6 | 2 | 1 | 3 | 6 | 6 | 2 | 39 | 55 | -37 | -54 | 85 ~ 89 |
| 85 | 274 | 105 | 169 | 1 | 1 | 1 | 1 | 1 | 2 | 2 | 1 | 8 | 17 | -7 | -19 | 85 |
| 86 | 216 | 80 | 136 | 1 | 1 | 1 | 1 | 1 | 3 | 3 | 1 | 10 | 6 | -9 | -8 | 86 |
| 87 | 240 | 74 | 166 | 1 | 2 | 1 | 1 | 1 | 1 | 1 | 1 | 2 | 6 | -2 | -4 | 87 |
| 88 | 194 | 54 | 140 | 1 | 2 | 1 | 1 | 1 | 1 | 1 | 1 | 9 | 11 | -7 | -9 | 88 |
| 89 | 206 | 59 | 147 | 1 | 1 | 1 | 2 | 2 | 2 | 2 | 2 | 10 | 15 | -12 | -14 | 89 |
| 90 ~ 94 | 540 | 94 | 446 | 6 | 6 | 4 | 1 | 1 | 2 | 2 | 2 | 23 | 50 | -24 | -46 | 90 ~ 94 |
| 90 | 166 | 29 | 137 | 1 | 1 | 1 | 2 | 1 | 1 | 1 | 1 | 6 | 8 | -6 | -5 | 90 |
| 91 | 149 | 25 | 124 | 2 | 2 | 1 | 1 | 1 | 1 | 1 | 1 | 4 | 11 | -5 | -11 | 91 |
| 92 | 92 | 23 | 69 | 2 | 2 | 1 | 1 | 1 | 1 | 1 | 1 | 5 | 13 | -5 | -12 | 92 |
| 93 | 76 | 7 | 69 | 1 | 1 | 1 | 1 | 1 | 1 | 1 | 1 | 7 | 10 | -7 | -10 | 93 |
| 94 | 57 | 10 | 47 | 2 | 2 | 1 | 1 | 1 | 1 | 1 | 1 | 1 | 8 | -1 | -8 | 94 |
| 95 ~ 99 | 143 | 21 | 122 | 2 | 2 | 2 | 2 | 2 | 2 | 2 | 2 | 6 | 30 | -6 | -30 | 95 ~ 99 |
| 95 | 54 | 12 | 42 | 1 | 1 | 1 | 1 | 1 | 1 | 1 | 1 | 1 | 10 | -1 | -10 | 95 |
| 96 | 42 | 6 | 36 | 1 | 1 | 1 | 1 | 1 | 1 | 1 | 1 | 1 | 11 | -1 | -10 | 96 |
| 97 | 19 | 3 | 16 | 1 | 1 | 1 | 1 | 1 | 1 | 1 | 1 | 3 | 3 | -4 | -4 | 97 |
| 98 | 18 | -1 | 19 | 1 | 1 | 1 | 1 | 1 | 1 | 1 | 1 | 3 | 3 | -3 | -3 | 98 |
| 99 | 10 | 1 | 9 | 1 | 1 | 1 | 1 | 1 | 1 | 1 | 1 | 1 | 3 | -1 | -3 | 99 |
| 100 ~ | 26 | 4 | 17 | 1 | 1 | 1 | 1 | 1 | 1 | 1 | 1 | 1 | 7 | -1 | -8 | 100 ~ |
| 年齢不詳 | 26 | 18 | 8 | 1 | 1 | 1 | 1 | 1 | 1 | 1 | 1 | 1 | 7 | -1 | -8 | 年齢不詳 |
| 出生数 | 出生数 : 男 109 人 女 94 人 計 203 人 | | | | | | | | | | | | | | | |

※0歳の「差引増減」は、出生数を含めて算出している。

市町村名：大仙市

| 年齢 | 平成29年10月1日現在の人口 | | | | | | | | | | 平成28年10月～平成29年9月の人口動態 | | | | | | | | | | 年齢 |
|-------|-----------------|-------|-------|-----|-----|-----|-----|-----|-----|-----|-----------------------|-----|-----|------|------|-----|----|--|--|--|----|
| | 総数 | | 男 | | 女 | | 転入 | | 転出 | | 差引増減 | | 死亡 | | 差引増減 | | 総数 | | | | |
| | 男 | 女 | 男 | 女 | 男 | 女 | 県内 | 県外 | 県内 | 県外 | 男 | 女 | 男 | 女 | 男 | 女 | | | | | |
| 総数 | 80399 | 37500 | 42899 | 468 | 432 | 392 | 300 | 458 | 487 | 508 | 464 | 664 | 702 | -540 | -677 | 243 | | | | | |
| 0～4 | 2414 | 1256 | 1158 | 41 | 31 | 15 | 24 | 45 | 34 | 15 | 20 | 226 | 2 | 226 | 245 | 0 | | | | | |
| 5 | 471 | 226 | 245 | 2 | 2 | 7 | 7 | 5 | 5 | 3 | 4 | 4 | 2 | -3 | 2 | 0 | | | | | |
| 6 | 465 | 233 | 232 | 16 | 15 | 1 | 2 | 16 | 8 | 4 | 7 | 8 | 2 | 1 | 2 | 1 | | | | | |
| 7 | 488 | 260 | 228 | 9 | 2 | 3 | 5 | 9 | 9 | 2 | 3 | 7 | 3 | 1 | -5 | 2 | | | | | |
| 8 | 485 | 249 | 236 | 7 | 6 | 4 | 4 | 11 | 7 | 3 | 3 | 4 | 3 | -3 | 3 | 3 | | | | | |
| 9 | 505 | 288 | 217 | 7 | 3 | 5 | 6 | 4 | 5 | 3 | 3 | 3 | 3 | 5 | 1 | 4 | | | | | |
| 5～9 | 2787 | 1407 | 1380 | 18 | 11 | 16 | 6 | 12 | 28 | 7 | 9 | 15 | 1 | 15 | -20 | 5 | | | | | |
| 10 | 538 | 279 | 259 | 9 | 5 | 3 | 3 | 5 | 11 | 2 | 2 | 2 | 2 | 7 | -8 | 5 | | | | | |
| 11 | 505 | 245 | 260 | 2 | 2 | 4 | 1 | 2 | 6 | 2 | 2 | 2 | 2 | 2 | -5 | 6 | | | | | |
| 12 | 608 | 307 | 301 | 2 | 2 | 4 | 1 | 2 | 6 | 2 | 2 | 2 | 2 | 2 | -5 | 7 | | | | | |
| 13 | 540 | 269 | 271 | 2 | 2 | 3 | 3 | 1 | 4 | 3 | 2 | 2 | 2 | 4 | -3 | 8 | | | | | |
| 14 | 596 | 307 | 289 | 3 | 2 | 3 | 1 | 2 | 1 | 2 | 1 | 1 | 1 | 4 | 1 | 9 | | | | | |
| 10～14 | 3119 | 1601 | 1518 | 12 | 10 | 6 | 6 | 9 | 10 | 9 | 7 | 7 | 1 | -1 | 10 | 10 | | | | | |
| 15 | 662 | 314 | 348 | 3 | 2 | 2 | 2 | 2 | 2 | 5 | 1 | 1 | 1 | -3 | 1 | 10 | | | | | |
| 16 | 595 | 314 | 281 | 3 | 3 | 3 | 1 | 3 | 7 | 1 | 1 | 1 | 1 | 3 | 2 | 11 | | | | | |
| 17 | 601 | 299 | 302 | 3 | 2 | 2 | 2 | 3 | 4 | 2 | 2 | 2 | 2 | 3 | -4 | 12 | | | | | |
| 18 | 638 | 339 | 299 | 3 | 2 | 1 | 2 | 3 | 3 | 1 | 1 | 1 | 1 | 1 | 13 | 12 | | | | | |
| 19 | 623 | 335 | 288 | 1 | 1 | 1 | 1 | 1 | 1 | 1 | 2 | 2 | 2 | 1 | 14 | 13 | | | | | |
| 15～19 | 3237 | 1664 | 1573 | 16 | 8 | 11 | 6 | 25 | 21 | 74 | 54 | -72 | 1 | -72 | -61 | 15 | | | | | |
| 20 | 648 | 329 | 319 | 4 | 2 | 1 | 1 | 4 | 3 | 2 | 6 | 6 | 1 | 2 | -6 | 15 | | | | | |
| 21 | 673 | 363 | 310 | 1 | 1 | 1 | 1 | 3 | 3 | 2 | 2 | 2 | 2 | 2 | -3 | 16 | | | | | |
| 22 | 704 | 357 | 347 | 1 | 4 | 1 | 1 | 3 | 7 | 2 | 3 | 3 | 3 | 2 | -1 | 17 | | | | | |
| 23 | 644 | 341 | 303 | 4 | 4 | 2 | 2 | 8 | 7 | 32 | 17 | -36 | 1 | -36 | -18 | 18 | | | | | |
| 24 | 568 | 274 | 294 | 6 | 4 | 8 | 3 | 13 | 7 | 38 | 31 | -37 | 1 | -37 | -31 | 19 | | | | | |
| 20～24 | 1939 | 1017 | 922 | 56 | 64 | 81 | 62 | 55 | 77 | 128 | 148 | -46 | 1 | -46 | -100 | 20 | | | | | |
| 25 | 499 | 249 | 250 | 7 | 8 | 7 | 11 | 9 | 9 | 11 | 23 | -6 | 1 | -6 | -14 | 21 | | | | | |
| 26 | 488 | 259 | 229 | 14 | 12 | 18 | 15 | 16 | 17 | 20 | 14 | -4 | 1 | -4 | -4 | 25 | | | | | |
| 27 | 480 | 218 | 262 | 12 | 15 | 13 | 22 | 9 | 17 | 16 | 11 | 9 | 2 | 9 | 9 | 26 | | | | | |
| 28 | 541 | 296 | 245 | 16 | 17 | 7 | 7 | 17 | 21 | 15 | 17 | -21 | 1 | -21 | -19 | 22 | | | | | |
| 29 | 548 | 286 | 262 | 20 | 13 | 10 | 5 | 18 | 17 | 12 | 11 | -9 | 1 | -9 | -14 | 28 | | | | | |
| 30 | 668 | 346 | 322 | 13 | 13 | 8 | 12 | 18 | 15 | 9 | 7 | -6 | 1 | -6 | -10 | 28 | | | | | |
| 30～34 | 3688 | 1874 | 1814 | 68 | 73 | 52 | 36 | 65 | 74 | 49 | 40 | 5 | 3 | 5 | 3 | 29 | | | | | |
| 31 | 679 | 348 | 331 | 18 | 17 | 10 | 10 | 10 | 17 | 6 | 8 | 1 | 1 | 11 | -5 | 30 | | | | | |
| 32 | 644 | 330 | 314 | 11 | 10 | 13 | 3 | 13 | 19 | 11 | 9 | 11 | 2 | 11 | -15 | 31 | | | | | |
| 33 | 790 | 395 | 395 | 19 | 19 | 14 | 6 | 15 | 15 | 14 | 11 | 1 | 1 | 3 | -1 | 32 | | | | | |
| 34 | 773 | 378 | 378 | 9 | 14 | 9 | 8 | 18 | 15 | 10 | 7 | 10 | 1 | -10 | -1 | 33 | | | | | |
| 35 | 802 | 406 | 396 | 11 | 13 | 6 | 9 | 8 | 8 | 8 | 5 | 8 | 1 | 1 | 9 | 34 | | | | | |
| 35～39 | 4424 | 2281 | 2143 | 53 | 39 | 44 | 23 | 45 | 40 | 37 | 37 | 2 | 1 | 11 | -16 | 35 | | | | | |
| 36 | 766 | 379 | 387 | 12 | 12 | 4 | 4 | 7 | 9 | 13 | 15 | 1 | 3 | 3 | -11 | 35 | | | | | |
| 37 | 877 | 465 | 412 | 10 | 8 | 5 | 3 | 11 | 8 | 4 | 8 | 8 | 4 | 4 | -5 | 36 | | | | | |
| 38 | 951 | 506 | 445 | 13 | 7 | 15 | 10 | 16 | 8 | 8 | 5 | 5 | 4 | 4 | -5 | 37 | | | | | |
| 39 | 888 | 450 | 438 | 6 | 8 | 6 | 2 | 7 | 7 | 7 | 5 | 1 | 1 | 4 | 4 | 38 | | | | | |
| 40 | 942 | 481 | 461 | 12 | 7 | 6 | 4 | 8 | 8 | 7 | 4 | 4 | 1 | 3 | -2 | 39 | | | | | |
| 40～44 | 4794 | 2418 | 2376 | 33 | 27 | 28 | 19 | 30 | 23 | 30 | 26 | 5 | 3 | -4 | -6 | 40 | | | | | |
| 41 | 934 | 507 | 427 | 8 | 4 | 7 | 3 | 4 | 4 | 3 | 5 | 2 | 2 | 6 | -1 | 40 | | | | | |
| 42 | 1021 | 531 | 490 | 9 | 8 | 7 | 6 | 6 | 5 | 5 | 5 | 2 | 2 | 5 | 2 | 41 | | | | | |
| 43 | 946 | 472 | 474 | 4 | 6 | 4 | 4 | 9 | 3 | 10 | 5 | 8 | 2 | -8 | 2 | 42 | | | | | |
| 44 | 978 | 468 | 510 | 6 | 5 | 4 | 1 | 6 | 6 | 5 | 6 | 2 | 2 | -3 | -7 | 43 | | | | | |
| 45 | 915 | 440 | 475 | 6 | 4 | 3 | 5 | 5 | 7 | 7 | 5 | 1 | 1 | 4 | -4 | 44 | | | | | |
| 45～49 | 4686 | 2293 | 2393 | 25 | 21 | 19 | 11 | 24 | 19 | 20 | 23 | 8 | 3 | -8 | -13 | 45 | | | | | |
| 46 | 950 | 471 | 479 | 5 | 4 | 3 | 1 | 5 | 6 | 4 | 6 | 1 | 1 | 1 | -8 | 45 | | | | | |
| 47 | 916 | 442 | 474 | 4 | 2 | 1 | 3 | 8 | 5 | 5 | 5 | 2 | 1 | -10 | -6 | 46 | | | | | |
| 48 | 926 | 447 | 479 | 6 | 7 | 5 | 3 | 4 | 2 | 2 | 3 | 2 | 1 | 3 | 4 | 47 | | | | | |
| 49 | 968 | 477 | 491 | 5 | 4 | 5 | 3 | 5 | 3 | 5 | 2 | 2 | 1 | 3 | -5 | 48 | | | | | |
| | | | | 5 | 4 | 5 | 3 | 5 | 3 | 5 | 2 | 2 | 2 | -2 | 2 | 49 | | | | | |

| | | | | | | | | | | | | | | | | | | |
|-------|------|------|------|-----|-----|-----|-----|-----|-----|-----|-----|-----|-----|-----|-----|------|------|-------|
| 50～54 | 4766 | 2318 | 2448 | 17 | 17 | 17 | 25 | 12 | 12 | 19 | 18 | 16 | 7 | 11 | 5 | -4 | -1 | 50～54 |
| 50 | 985 | 496 | 489 | 2 | 2 | 3 | 5 | 4 | 4 | 5 | 5 | 4 | 2 | 1 | 1 | -3 | -1 | 50 |
| 51 | 686 | 336 | 336 | 5 | 5 | 2 | 7 | 1 | 1 | 4 | 4 | 1 | 1 | 4 | 3 | 3 | -2 | 51 |
| 52 | 1029 | 485 | 544 | 6 | 6 | 6 | 1 | 3 | 3 | 2 | 1 | 1 | 1 | 4 | 1 | 1 | 6 | 52 |
| 53 | 1014 | 468 | 546 | 1 | 4 | 4 | 5 | 3 | 3 | 4 | 1 | 5 | 1 | 1 | 1 | -4 | 4 | 53 |
| 54 | 1052 | 519 | 533 | 3 | 3 | 2 | 7 | 1 | 1 | 4 | 6 | 6 | 3 | 1 | 3 | -1 | -9 | 54 |
| 55～59 | 5774 | 2846 | 2928 | 11 | 6 | 6 | 13 | 6 | 6 | 17 | 19 | 19 | 2 | 21 | 7 | -33 | -2 | 55～59 |
| 55 | 1074 | 519 | 555 | 1 | 3 | 3 | 1 | 2 | 2 | 3 | 2 | 2 | 1 | 3 | 1 | -6 | 2 | 55 |
| 56 | 1131 | 576 | 555 | 4 | 4 | 1 | 4 | 4 | 1 | 3 | 1 | 10 | 1 | 3 | 2 | -8 | -3 | 56 |
| 57 | 1195 | 617 | 578 | 4 | 4 | 1 | 5 | 2 | 2 | 6 | 1 | 1 | 1 | 4 | 1 | -2 | -3 | 57 |
| 58 | 1241 | 610 | 631 | 1 | 1 | 1 | 3 | 1 | 1 | 2 | 3 | 3 | 1 | 6 | 1 | -10 | 1 | 58 |
| 59 | 1133 | 524 | 609 | 1 | 1 | 1 | 3 | 1 | 1 | 3 | 1 | 1 | 1 | 5 | 2 | -7 | -2 | 59 |
| 60～64 | 6897 | 3272 | 3625 | 15 | 12 | 12 | 10 | 10 | 10 | 11 | 7 | 9 | 1 | 25 | 9 | -20 | 5 | 60～64 |
| 60 | 1316 | 631 | 685 | 4 | 5 | 5 | 4 | 5 | 4 | 4 | 1 | 4 | 1 | 3 | 2 | -3 | 7 | 60 |
| 61 | 1260 | 589 | 671 | 2 | 2 | 1 | 3 | 1 | 1 | 3 | 1 | 2 | 1 | 5 | 2 | -5 | -1 | 61 |
| 62 | 1435 | 685 | 750 | 6 | 4 | 4 | 1 | 2 | 2 | 1 | 1 | 1 | 1 | 5 | 2 | 2 | 2 | 62 |
| 63 | 1459 | 678 | 781 | 3 | 3 | 1 | 2 | 2 | 2 | 1 | 4 | 1 | 1 | 2 | 1 | -4 | -4 | 63 |
| 64 | 1427 | 689 | 738 | 1 | 1 | 1 | 1 | 2 | 2 | 2 | 1 | 2 | 1 | 10 | 2 | -13 | 1 | 64 |
| 65～69 | 7553 | 3729 | 3824 | 11 | 2 | 2 | 11 | 7 | 7 | 3 | 7 | 9 | 11 | 58 | 22 | -48 | -31 | 65～69 |
| 65 | 1514 | 748 | 766 | 2 | 1 | 1 | 3 | 1 | 3 | 1 | 1 | 3 | 1 | 7 | 2 | -5 | -2 | 65 |
| 66 | 1437 | 701 | 736 | 1 | 1 | 1 | 1 | 3 | 3 | 1 | 1 | 1 | 1 | 10 | 2 | -10 | -1 | 66 |
| 67 | 1617 | 796 | 821 | 2 | 2 | 1 | 2 | 1 | 1 | 1 | 4 | 1 | 4 | 8 | 4 | -6 | -8 | 67 |
| 68 | 1607 | 832 | 775 | 4 | 4 | 1 | 5 | 2 | 2 | 1 | 3 | 2 | 1 | 18 | 7 | -12 | -9 | 68 |
| 69 | 1378 | 652 | 726 | 2 | 1 | 1 | 1 | 1 | 2 | 1 | 3 | 3 | 4 | 15 | 7 | -15 | -11 | 69 |
| 70～74 | 5267 | 2396 | 2871 | 2 | 3 | 3 | 3 | 4 | 4 | 5 | 2 | 5 | 7 | 52 | 28 | -57 | -30 | 70～74 |
| 70 | 1469 | 703 | 766 | 2 | 1 | 1 | 1 | 1 | 1 | 3 | 1 | 1 | 2 | 17 | 5 | -18 | -6 | 70 |
| 71 | 866 | 419 | 447 | 1 | 1 | 1 | 1 | 1 | 1 | 1 | 1 | 1 | 3 | 6 | 6 | -6 | -8 | 71 |
| 72 | 868 | 396 | 472 | 1 | 1 | 1 | 1 | 1 | 1 | 1 | 1 | 1 | 1 | 8 | 6 | -7 | -6 | 72 |
| 73 | 1005 | 441 | 564 | 1 | 1 | 1 | 1 | 1 | 1 | 2 | 1 | 2 | 1 | 11 | 6 | -15 | -6 | 73 |
| 74 | 1059 | 437 | 622 | 1 | 1 | 1 | 1 | 1 | 1 | 1 | 1 | 1 | 1 | 10 | 5 | -11 | -4 | 74 |
| 75～79 | 5182 | 2040 | 3142 | 5 | 5 | 5 | 1 | 2 | 2 | 6 | 9 | 3 | 3 | 83 | 51 | -86 | -53 | 75～79 |
| 75 | 1094 | 444 | 650 | 1 | 1 | 1 | 1 | 1 | 1 | 1 | 1 | 3 | 1 | 14 | 7 | -14 | -7 | 75 |
| 76 | 1000 | 390 | 610 | 1 | 1 | 1 | 1 | 1 | 1 | 1 | 3 | 1 | 1 | 12 | 8 | -12 | -10 | 76 |
| 77 | 1027 | 410 | 617 | 2 | 2 | 1 | 1 | 1 | 1 | 2 | 2 | 1 | 1 | 14 | 10 | -15 | -11 | 77 |
| 78 | 968 | 377 | 591 | 2 | 2 | 2 | 1 | 1 | 1 | 1 | 1 | 1 | 1 | 16 | 9 | -15 | -8 | 78 |
| 79 | 1093 | 419 | 674 | 1 | 1 | 1 | 1 | 1 | 1 | 3 | 2 | 1 | 1 | 27 | 17 | -30 | -17 | 79 |
| 80～84 | 5423 | 2094 | 3329 | 1 | 8 | 8 | 1 | 3 | 3 | 5 | 9 | 3 | 3 | 144 | 112 | -147 | -113 | 80～84 |
| 80 | 1104 | 460 | 654 | 1 | 1 | 1 | 1 | 2 | 2 | 1 | 1 | 3 | 1 | 21 | 17 | -21 | -18 | 80 |
| 81 | 1151 | 463 | 688 | 1 | 2 | 2 | 2 | 1 | 1 | 2 | 2 | 2 | 1 | 27 | 19 | -28 | -20 | 81 |
| 82 | 1131 | 419 | 712 | 1 | 2 | 2 | 1 | 1 | 1 | 1 | 1 | 1 | 1 | 32 | 22 | -32 | -21 | 82 |
| 83 | 977 | 390 | 587 | 1 | 2 | 2 | 2 | 1 | 1 | 2 | 2 | 1 | 1 | 31 | 22 | -31 | -21 | 83 |
| 84 | 1060 | 372 | 688 | 1 | 1 | 1 | 1 | 1 | 1 | 2 | 2 | 2 | 1 | 33 | 32 | -35 | -33 | 84 |
| 85～89 | 3745 | 1120 | 2625 | 5 | 16 | 16 | 2 | 2 | 2 | 2 | 10 | 1 | 7 | 136 | 188 | -134 | -187 | 85～89 |
| 85 | 875 | 304 | 571 | 1 | 6 | 6 | 1 | 1 | 1 | 2 | 3 | 1 | 1 | 21 | 32 | -21 | -28 | 85 |
| 86 | 870 | 277 | 593 | 1 | 4 | 4 | 1 | 1 | 1 | 1 | 1 | 4 | 5 | 29 | 28 | -29 | -29 | 86 |
| 87 | 776 | 235 | 541 | 1 | 2 | 2 | 1 | 1 | 1 | 1 | 1 | 1 | 1 | 30 | 49 | -31 | -49 | 87 |
| 88 | 656 | 162 | 494 | 2 | 3 | 3 | 1 | 1 | 1 | 2 | 2 | 1 | 1 | 31 | 34 | -29 | -33 | 88 |
| 89 | 568 | 142 | 426 | 1 | 1 | 1 | 1 | 1 | 1 | 4 | 4 | 3 | 1 | 25 | 45 | -24 | -48 | 89 |
| 90～94 | 1539 | 380 | 1159 | 4 | 7 | 7 | 1 | 1 | 1 | 1 | 7 | 3 | 1 | 91 | 175 | -91 | -175 | 90～94 |
| 90 | 467 | 132 | 355 | 1 | 2 | 2 | 2 | 2 | 2 | 1 | 1 | 1 | 1 | 24 | 35 | -23 | -33 | 90 |
| 91 | 371 | 92 | 279 | 1 | 3 | 3 | 1 | 1 | 1 | 1 | 4 | 1 | 1 | 19 | 31 | -20 | -32 | 91 |
| 92 | 338 | 87 | 251 | 1 | 1 | 1 | 1 | 1 | 2 | 1 | 1 | 2 | 1 | 25 | 43 | -26 | -44 | 92 |
| 93 | 226 | 48 | 178 | 1 | 1 | 1 | 1 | 1 | 1 | 1 | 1 | 1 | 1 | 14 | 37 | -14 | -38 | 93 |
| 94 | 137 | 21 | 116 | 1 | 2 | 2 | 1 | 1 | 1 | 1 | 1 | 1 | 1 | 9 | 29 | -8 | -28 | 94 |
| 95～99 | 378 | 61 | 317 | 1 | 2 | 2 | 1 | 1 | 1 | 1 | 1 | 1 | 1 | 24 | 65 | -25 | -64 | 95～99 |
| 95 | 143 | 24 | 119 | 1 | 1 | 1 | 1 | 1 | 1 | 1 | 1 | 1 | 1 | 13 | 27 | -13 | -27 | 95 |
| 96 | 97 | 16 | 81 | 1 | 1 | 1 | 1 | 1 | 1 | 1 | 1 | 1 | 1 | 2 | 15 | -3 | -14 | 96 |
| 97 | 73 | 14 | 59 | 1 | 1 | 1 | 1 | 1 | 1 | 1 | 1 | 1 | 1 | 10 | 10 | -11 | -11 | 97 |
| 98 | 44 | 5 | 39 | 1 | 1 | 1 | 1 | 1 | 1 | 1 | 1 | 1 | 1 | 6 | 9 | -6 | -8 | 98 |
| 99 | 21 | 2 | 19 | 1 | 1 | 1 | 1 | 1 | 1 | 1 | 1 | 1 | 1 | 2 | 4 | -2 | -4 | 99 |
| 100～ | 27 | 4 | 23 | 1 | 1 | 1 | 1 | 1 | 1 | 1 | 1 | 1 | 1 | 3 | 30 | -3 | -31 | 100～ |
| 年齢不詳 | 35 | 24 | 11 | 1 | 1 | 1 | 1 | 1 | 1 | 1 | 1 | 1 | 1 | 3 | 30 | -3 | -31 | 年齢不詳 |
| 計 | 474 | 244 | 474 | 230 | 244 | 230 | 244 | 230 | 244 | 230 | 244 | 230 | 244 | 230 | 244 | 230 | 244 | 474 |

※0歳の「差引増減」は、出生数を含めて算出している。

市町村名：北秋田市

| 年齢 | 平成29年10月1日現在の人口 | | | | | | 平成28年10月～平成29年9月の人口動態 | | | | | | | | | | | | 年齢 |
|-------|-----------------|-----|-------|-------|-----|-----|-----------------------|-----|-----|-----|-----|-----|------|-----|------|------|----|----|----|
| | 総数 | | 男 | | 女 | | 転入 | | 転出 | | 死亡 | | 差引増減 | | 総数 | | | | |
| | 男 | 女 | 男 | 女 | 男 | 女 | 男 | 女 | 男 | 女 | 男 | 女 | 男 | 女 | | | | | |
| 0～4 | 734 | 377 | 14912 | 17000 | 153 | 145 | 151 | 138 | 166 | 185 | 161 | 223 | 327 | 339 | -274 | -408 | 51 | | |
| 0 | 133 | 77 | 133 | 133 | 9 | 7 | 5 | 5 | 13 | 12 | 2 | 7 | 77 | 77 | 77 | 56 | 0 | | |
| 1 | 168 | 78 | 168 | 168 | 3 | 2 | 3 | 1 | 4 | 2 | 1 | 3 | 2 | 2 | 2 | -2 | 1 | | |
| 2 | 130 | 59 | 130 | 130 | 4 | 4 | 1 | 1 | 3 | 7 | 1 | 2 | 4 | 4 | -4 | -4 | 2 | | |
| 3 | 140 | 71 | 140 | 140 | 3 | 2 | 2 | 1 | 3 | 2 | 1 | 1 | 4 | 3 | 3 | 3 | 3 | | |
| 4 | 163 | 92 | 163 | 163 | 2 | 1 | 1 | 3 | 3 | 1 | 1 | 1 | 2 | 2 | -2 | 1 | 4 | | |
| 5～9 | 930 | 481 | 930 | 930 | 6 | 5 | 3 | 5 | 2 | 7 | 1 | 3 | 6 | 6 | 6 | 5 | 9 | | |
| 5 | 192 | 100 | 192 | 192 | 3 | 3 | 2 | 3 | 2 | 3 | 1 | 1 | 2 | 2 | 2 | 3 | 5 | | |
| 6 | 172 | 88 | 172 | 172 | 2 | 4 | 1 | 1 | 2 | 1 | 1 | 1 | 1 | 3 | 3 | 6 | 6 | | |
| 7 | 195 | 107 | 195 | 195 | 2 | 1 | 1 | 1 | 2 | 2 | 1 | 1 | 1 | 3 | 3 | 7 | 7 | | |
| 8 | 178 | 93 | 178 | 178 | 1 | 1 | 1 | 1 | 1 | 1 | 1 | 1 | 1 | 1 | 1 | 8 | 8 | | |
| 9 | 193 | 93 | 193 | 193 | 1 | 1 | 1 | 1 | 1 | 1 | 1 | 1 | 1 | 1 | 1 | 9 | 9 | | |
| 10～14 | 1079 | 535 | 1079 | 1079 | 1 | 3 | 3 | 7 | 4 | 4 | 2 | 35 | 40 | 40 | -31 | -40 | 15 | 19 | |
| 10 | 209 | 98 | 209 | 209 | 1 | 1 | 1 | 3 | 1 | 1 | 1 | 1 | 1 | 1 | -1 | -1 | 10 | 10 | |
| 11 | 217 | 110 | 217 | 217 | 1 | 1 | 1 | 1 | 1 | 1 | 1 | 1 | 1 | 1 | -1 | -1 | 11 | 11 | |
| 12 | 219 | 103 | 219 | 219 | 1 | 1 | 1 | 1 | 2 | 2 | 1 | 13 | 13 | 13 | -15 | -15 | 12 | 12 | |
| 13 | 218 | 119 | 218 | 218 | 1 | 1 | 1 | 1 | 1 | 1 | 1 | 21 | 21 | 21 | -24 | -24 | 13 | 13 | |
| 14 | 216 | 105 | 216 | 216 | 1 | 1 | 1 | 1 | 1 | 1 | 1 | 72 | 72 | 72 | -50 | -50 | 14 | 14 | |
| 15～19 | 1235 | 605 | 1235 | 1235 | 4 | 3 | 6 | 2 | 15 | 10 | 26 | 35 | 40 | 40 | -2 | -2 | 15 | 15 | |
| 15 | 220 | 109 | 220 | 220 | 1 | 1 | 1 | 1 | 2 | 3 | 1 | 1 | 1 | 1 | -2 | -2 | 16 | 16 | |
| 16 | 142 | 74 | 142 | 142 | 1 | 1 | 1 | 1 | 2 | 2 | 1 | 1 | 1 | 1 | -2 | -2 | 17 | 17 | |
| 17 | 282 | 130 | 282 | 282 | 2 | 1 | 1 | 6 | 6 | 3 | 11 | 13 | 13 | 13 | -14 | -14 | 18 | 18 | |
| 18 | 228 | 115 | 228 | 228 | 1 | 1 | 1 | 2 | 7 | 6 | 6 | 13 | 13 | 13 | -15 | -15 | 19 | 19 | |
| 19 | 231 | 119 | 231 | 231 | 1 | 1 | 4 | 2 | 7 | 6 | 13 | 21 | 21 | 21 | -24 | -24 | 20 | 20 | |
| 20～24 | 570 | 349 | 570 | 570 | 21 | 20 | 33 | 31 | 13 | 29 | 41 | 72 | 72 | 72 | -50 | -50 | 20 | 20 | |
| 20 | 134 | 67 | 134 | 134 | 3 | 2 | 2 | 6 | 3 | 3 | 5 | 13 | 13 | 13 | -10 | -10 | 21 | 21 | |
| 21 | 98 | 72 | 98 | 98 | 5 | 2 | 7 | 5 | 1 | 3 | 9 | 16 | 16 | 16 | -12 | -12 | 22 | 22 | |
| 22 | 113 | 86 | 113 | 113 | 6 | 5 | 8 | 8 | 5 | 5 | 9 | 22 | 22 | 22 | -14 | -14 | 23 | 23 | |
| 23 | 112 | 58 | 112 | 112 | 4 | 7 | 11 | 9 | 9 | 11 | 12 | 17 | 17 | 17 | -6 | -6 | 24 | 24 | |
| 24 | 113 | 66 | 113 | 113 | 3 | 6 | 5 | 3 | 3 | 7 | 6 | 4 | 4 | 4 | -1 | -1 | 25 | 25 | |
| 25～29 | 864 | 490 | 864 | 864 | 30 | 22 | 24 | 21 | 20 | 21 | 31 | 28 | 28 | 28 | -6 | -6 | 25 | 29 | |
| 25 | 156 | 90 | 156 | 156 | 4 | 5 | 6 | 3 | 3 | 4 | 12 | 8 | 8 | 8 | -5 | -5 | 26 | 26 | |
| 26 | 151 | 95 | 151 | 151 | 9 | 5 | 9 | 5 | 1 | 4 | 6 | 4 | 4 | 4 | 11 | 11 | 27 | 27 | |
| 27 | 163 | 85 | 163 | 163 | 6 | 2 | 1 | 5 | 2 | 2 | 4 | 5 | 5 | 5 | 1 | 1 | 28 | 28 | |
| 28 | 208 | 112 | 208 | 208 | 6 | 5 | 3 | 4 | 5 | 7 | 5 | 2 | 2 | 2 | -1 | -1 | 29 | 29 | |
| 29 | 186 | 108 | 186 | 186 | 5 | 5 | 5 | 4 | 0 | 4 | 4 | 6 | 6 | 6 | -3 | -3 | 30 | 30 | |
| 30～34 | 1135 | 605 | 1135 | 1135 | 24 | 20 | 11 | 25 | 24 | 28 | 11 | 19 | 19 | 19 | -2 | -2 | 30 | 34 | |
| 30 | 194 | 102 | 194 | 194 | 4 | 5 | 1 | 8 | 7 | 13 | 2 | 4 | 4 | 4 | -4 | -4 | 31 | 31 | |
| 31 | 206 | 109 | 206 | 206 | 5 | 3 | 3 | 4 | 5 | 3 | 5 | 3 | 3 | 3 | -2 | -2 | 32 | 32 | |
| 32 | 241 | 135 | 241 | 241 | 8 | 3 | 3 | 5 | 7 | 6 | 1 | 8 | 8 | 8 | 3 | 3 | 33 | 33 | |
| 33 | 254 | 121 | 254 | 254 | 2 | 7 | 1 | 3 | 1 | 4 | 2 | 1 | 1 | 1 | -1 | -1 | 34 | 34 | |
| 34 | 240 | 138 | 240 | 240 | 5 | 2 | 3 | 5 | 4 | 2 | 1 | 3 | 3 | 3 | 2 | 2 | 35 | 39 | |
| 35～39 | 1342 | 710 | 1342 | 1342 | 7 | 16 | 12 | 8 | 16 | 20 | 12 | 6 | 6 | 6 | -3 | -3 | 35 | 39 | |
| 35 | 247 | 130 | 247 | 247 | 2 | 5 | 2 | 4 | 4 | 5 | 3 | 4 | 4 | 4 | -3 | -3 | 36 | 36 | |
| 36 | 249 | 131 | 249 | 249 | 2 | 6 | 3 | 1 | 3 | 4 | 2 | 4 | 4 | 4 | -1 | -1 | 37 | 37 | |
| 37 | 241 | 132 | 241 | 241 | 1 | 1 | 1 | 1 | 1 | 4 | 5 | 1 | 1 | 1 | -3 | -3 | 38 | 38 | |
| 38 | 294 | 163 | 294 | 294 | 1 | 3 | 3 | 1 | 5 | 3 | 3 | 1 | 1 | 1 | -1 | -1 | 39 | 39 | |
| 39 | 311 | 154 | 311 | 311 | 4 | 4 | 3 | 1 | 3 | 4 | 2 | 1 | 1 | 1 | -2 | -2 | 40 | 44 | |
| 40～44 | 1690 | 891 | 1690 | 1690 | 9 | 10 | 10 | 9 | 14 | 11 | 6 | 8 | 8 | 8 | -3 | -3 | 40 | 44 | |
| 40 | 361 | 187 | 361 | 361 | 1 | 4 | 5 | 2 | 5 | 4 | 1 | 1 | 1 | 1 | -1 | -1 | 41 | 41 | |
| 41 | 366 | 196 | 366 | 366 | 1 | 1 | 1 | 2 | 2 | 2 | 1 | 5 | 5 | 5 | 1 | 1 | 42 | 42 | |
| 42 | 322 | 156 | 322 | 322 | 2 | 3 | 1 | 1 | 1 | 1 | 1 | 1 | 1 | 1 | 1 | 1 | 43 | 43 | |
| 43 | 315 | 182 | 315 | 315 | 4 | 2 | 2 | 2 | 1 | 3 | 2 | 1 | 1 | 1 | 3 | 3 | 44 | 44 | |
| 44 | 326 | 170 | 326 | 326 | 1 | 1 | 1 | 1 | 5 | 2 | 1 | 1 | 2 | 2 | -6 | -6 | 45 | 49 | |
| 45～49 | 1759 | 900 | 1759 | 1759 | 15 | 8 | 6 | 2 | 9 | 3 | 5 | 10 | 10 | 10 | 2 | 2 | 45 | 49 | |
| 45 | 333 | 171 | 333 | 333 | 1 | 1 | 1 | 1 | 3 | 2 | 4 | 4 | 4 | 4 | -3 | -3 | 46 | 46 | |
| 46 | 351 | 178 | 351 | 351 | 3 | 3 | 2 | 2 | 2 | 1 | 1 | 1 | 1 | 1 | -2 | -2 | 47 | 47 | |
| 47 | 396 | 210 | 396 | 396 | 3 | 2 | 2 | 1 | 1 | 2 | 3 | 3 | 3 | 3 | 4 | 4 | 48 | 48 | |
| 48 | 346 | 176 | 346 | 346 | 3 | 3 | 2 | 2 | 1 | 1 | 1 | 2 | 2 | 2 | 1 | 1 | 49 | 49 | |
| 49 | 333 | 165 | 333 | 333 | 5 | 2 | 1 | 1 | 4 | 2 | 1 | 2 | 2 | 2 | 1 | 1 | | | |

| | | | | | | | | | | | | | | | | |
|-------|------|------|------|----|----|----|---|-----|----|----|---|----|-----|-----|------|-------|
| 50～54 | 1879 | 967 | 912 | 7 | 6 | 10 | 4 | 4 | 5 | 3 | 3 | 3 | 1 | 8 | 4 | 50～54 |
| 50 | 355 | 178 | 177 | 2 | 2 | 4 | 1 | 1 | 1 | 1 | 1 | 1 | 1 | 4 | 1 | 50 |
| 51 | 284 | 156 | 128 | 2 | 1 | 4 | 2 | 2 | 2 | 1 | 2 | 2 | 1 | -1 | -1 | 51 |
| 52 | 399 | 205 | 194 | 2 | 1 | 4 | 4 | 2 | 2 | 1 | 1 | 1 | 1 | 4 | 1 | 52 |
| 53 | 437 | 222 | 215 | 1 | 2 | 2 | 1 | 1 | 1 | 1 | 1 | 1 | 1 | 1 | 2 | 53 |
| 54 | 404 | 206 | 198 | 2 | 1 | 1 | 1 | 2 | 1 | 1 | 1 | 1 | 1 | 1 | 1 | 54 |
| 55～59 | 2425 | 1194 | 1231 | 6 | 4 | 4 | 6 | 6 | 5 | 4 | 4 | 4 | 9 | -8 | -1 | 55～59 |
| 55 | 450 | 220 | 200 | 1 | 4 | 3 | 3 | 3 | 3 | 1 | 1 | 1 | 1 | -1 | -2 | 55 |
| 56 | 490 | 247 | 243 | 1 | 1 | 1 | 2 | 2 | 1 | 1 | 2 | 2 | 1 | -2 | 1 | 56 |
| 57 | 478 | 241 | 237 | 3 | 2 | 2 | 2 | 2 | 2 | 1 | 2 | 2 | 1 | 1 | 1 | 57 |
| 58 | 534 | 259 | 275 | 1 | 1 | 1 | 2 | 2 | 2 | 2 | 2 | 2 | 2 | -2 | -2 | 58 |
| 59 | 473 | 227 | 246 | 2 | 1 | 1 | 2 | 2 | 1 | 2 | 1 | 1 | 4 | -6 | 1 | 59 |
| 60～64 | 2676 | 1321 | 1355 | 6 | 3 | 9 | 7 | 5 | 5 | 1 | 5 | 5 | 17 | -12 | -5 | 60～64 |
| 60 | 500 | 241 | 259 | 2 | 1 | 3 | 2 | 2 | 2 | 1 | 3 | 2 | 2 | 2 | 2 | 60 |
| 61 | 495 | 250 | 245 | 1 | 2 | 3 | 3 | 2 | 2 | 1 | 1 | 1 | 2 | 1 | 2 | 61 |
| 62 | 532 | 266 | 266 | 1 | 1 | 3 | 2 | 2 | 1 | 1 | 1 | 4 | 4 | -1 | -1 | 62 |
| 63 | 553 | 267 | 286 | 1 | 2 | 2 | 2 | 2 | 2 | 3 | 1 | 4 | 4 | -7 | -3 | 63 |
| 64 | 596 | 297 | 299 | 2 | 1 | 2 | 1 | 1 | 1 | 1 | 1 | 7 | 3 | -6 | -3 | 64 |
| 65～69 | 3319 | 1593 | 1726 | 1 | 2 | 8 | 3 | 3 | 10 | 4 | 5 | 1 | 19 | -25 | -7 | 65～69 |
| 65 | 613 | 282 | 331 | 1 | 2 | 2 | 1 | 1 | 1 | 1 | 1 | 3 | 3 | -2 | -2 | 65 |
| 66 | 666 | 310 | 356 | 1 | 2 | 1 | 1 | 4 | 4 | 1 | 1 | 6 | 2 | -10 | 1 | 66 |
| 67 | 667 | 326 | 341 | 1 | 1 | 1 | 1 | 2 | 2 | 2 | 2 | 2 | 2 | -4 | -4 | 67 |
| 68 | 700 | 355 | 345 | 1 | 1 | 1 | 1 | 1 | 2 | 2 | 1 | 7 | 1 | -9 | -2 | 68 |
| 69 | 673 | 320 | 353 | 2 | 1 | 3 | 1 | 2 | 1 | 1 | 1 | 2 | 2 | -1 | -2 | 69 |
| 70～74 | 2485 | 1110 | 1375 | 3 | 4 | 4 | 2 | 2 | 1 | 2 | 3 | 3 | 37 | -31 | -10 | 70～74 |
| 70 | 654 | 306 | 348 | 1 | 3 | 2 | 2 | 1 | 1 | 1 | 1 | 8 | 8 | -6 | -2 | 70 |
| 71 | 384 | 162 | 222 | 1 | 1 | 1 | 1 | 1 | 2 | 1 | 1 | 4 | 4 | -3 | -1 | 71 |
| 72 | 413 | 187 | 226 | 1 | 1 | 1 | 1 | 1 | 2 | 1 | 1 | 4 | 4 | -3 | -1 | 72 |
| 73 | 528 | 233 | 295 | 2 | 1 | 1 | 1 | 1 | 1 | 1 | 1 | 9 | 3 | -7 | -1 | 73 |
| 74 | 506 | 222 | 284 | 1 | 1 | 1 | 1 | 1 | 1 | 1 | 1 | 12 | 5 | -12 | -6 | 74 |
| 75～79 | 2512 | 1019 | 1493 | 2 | 2 | 1 | 2 | 2 | 2 | 7 | 2 | 1 | 44 | -45 | -33 | 75～79 |
| 75 | 542 | 260 | 282 | 1 | 1 | 1 | 1 | 1 | 3 | 3 | 1 | 9 | 9 | -10 | -5 | 75 |
| 76 | 476 | 198 | 278 | 1 | 1 | 1 | 1 | 1 | 1 | 1 | 1 | 6 | 4 | -6 | -3 | 76 |
| 77 | 475 | 176 | 299 | 1 | 1 | 1 | 1 | 1 | 3 | 3 | 1 | 11 | 8 | -10 | -11 | 77 |
| 78 | 476 | 190 | 286 | 1 | 1 | 1 | 1 | 1 | 1 | 1 | 1 | 4 | 4 | -4 | -4 | 78 |
| 79 | 543 | 195 | 348 | 1 | 1 | 1 | 1 | 1 | 1 | 1 | 1 | 14 | 10 | -15 | -10 | 79 |
| 80～84 | 2444 | 912 | 1532 | 1 | 3 | 3 | 2 | 2 | 2 | 7 | 1 | 6 | 61 | -63 | -50 | 80～84 |
| 80 | 523 | 198 | 325 | 1 | 1 | 1 | 1 | 1 | 1 | 2 | 2 | 9 | 12 | -9 | -14 | 80 |
| 81 | 529 | 196 | 333 | 1 | 1 | 1 | 1 | 1 | 3 | 3 | 1 | 13 | 8 | -13 | -11 | 81 |
| 82 | 489 | 192 | 297 | 1 | 1 | 1 | 1 | 1 | 1 | 1 | 2 | 14 | 5 | -15 | -8 | 82 |
| 83 | 458 | 175 | 283 | 1 | 2 | 1 | 1 | 1 | 1 | 1 | 1 | 18 | 8 | -18 | -7 | 83 |
| 84 | 445 | 151 | 294 | 1 | 1 | 1 | 1 | 1 | 1 | 1 | 1 | 7 | 9 | -10 | -10 | 84 |
| 85～89 | 1782 | 584 | 1188 | 1 | 2 | 4 | 4 | 2 | 2 | 7 | 2 | 8 | 72 | -75 | -64 | 85～89 |
| 85 | 423 | 147 | 276 | 1 | 2 | 2 | 2 | 3 | 3 | 3 | 2 | 13 | 12 | -13 | -15 | 85 |
| 86 | 419 | 146 | 273 | 1 | 1 | 1 | 1 | 1 | 2 | 2 | 2 | 17 | 13 | -19 | -15 | 86 |
| 87 | 353 | 115 | 238 | 1 | 1 | 1 | 1 | 1 | 1 | 1 | 1 | 9 | 16 | -9 | -18 | 87 |
| 88 | 293 | 92 | 201 | 1 | 1 | 1 | 2 | 1 | 1 | 1 | 4 | 11 | 15 | -10 | -17 | 88 |
| 89 | 294 | 84 | 210 | 1 | 1 | 1 | 2 | 2 | 2 | 1 | 1 | 22 | 19 | -24 | -19 | 89 |
| 90～94 | 738 | 177 | 561 | 1 | 1 | 1 | 1 | 1 | 1 | 5 | 1 | 4 | 45 | -47 | -100 | 90～94 |
| 90 | 209 | 56 | 153 | 1 | 1 | 1 | 1 | 1 | 1 | 1 | 1 | 15 | 25 | -16 | -25 | 90 |
| 91 | 188 | 54 | 134 | 1 | 1 | 1 | 1 | 1 | 1 | 1 | 1 | 9 | 19 | -20 | -9 | 91 |
| 92 | 148 | 32 | 116 | 1 | 1 | 1 | 1 | 1 | 2 | 2 | 2 | 10 | 20 | -11 | -24 | 92 |
| 93 | 122 | 24 | 98 | 1 | 1 | 1 | 1 | 1 | 1 | 1 | 1 | 8 | 15 | -8 | -17 | 93 |
| 94 | 71 | 11 | 60 | 1 | 1 | 1 | 1 | 1 | 1 | 1 | 1 | 3 | 13 | -3 | -14 | 94 |
| 95～99 | 177 | 29 | 148 | 2 | 2 | 2 | 2 | 1 | 1 | 1 | 1 | 8 | 52 | -9 | -50 | 95～99 |
| 95 | 62 | 14 | 48 | 1 | 1 | 1 | 1 | 1 | 1 | 1 | 2 | 2 | 16 | -2 | -16 | 95 |
| 96 | 50 | 7 | 43 | 1 | 1 | 1 | 1 | 1 | 1 | 1 | 1 | 3 | 12 | -3 | -11 | 96 |
| 97 | 41 | 6 | 35 | 1 | 1 | 1 | 1 | 1 | 1 | 1 | 1 | 3 | 9 | -4 | -9 | 97 |
| 98 | 19 | 2 | 17 | 1 | 1 | 1 | 1 | 1 | 1 | 1 | 1 | 9 | 9 | -8 | -8 | 98 |
| 99 | 5 | 5 | 5 | 1 | 1 | 1 | 1 | 1 | 1 | 1 | 1 | 6 | 6 | -6 | -6 | 99 |
| 100～ | 25 | 3 | 22 | 5 | 5 | 5 | 5 | 5 | 5 | 5 | 5 | 5 | 18 | -5 | -18 | 100～ |
| 年齢不詳 | 112 | 60 | 52 | 25 | 3 | 22 | 5 | 5 | 5 | 5 | 5 | 5 | 18 | -5 | -18 | 年齢不詳 |
| 計 | 132 | 人 | 76 | 人 | 56 | 人 | 計 | 132 | 人 | 56 | 人 | 計 | 132 | 人 | 56 | 人 |

※0歳の「差引増減」は、出生数を含めて算出している。

| 年齢 | 平成29年10月1日現在の人口 | | | | | | | | | | 平成28年10月～平成29年9月の人口動態 | | | | | | | | | | 年齢 |
|-------|-----------------|-------|-------|----|----|-----|-----|-----|-----|-----|-----------------------|-----|------|------|-------|-------|--|--|--|--|----|
| | 総数 | | 男 | | 女 | | 転入 | | 転出 | | 死亡 | | 差引増減 | | 年齢 | | | | | | |
| | 男 | 女 | 男 | 女 | 男 | 女 | 県内 | 県外 | 県内 | 県外 | 男 | 女 | 男 | 女 | 男 | 女 | | | | | |
| 総数 | 24451 | 11597 | 12854 | 94 | 95 | 164 | 122 | 114 | 131 | 185 | 192 | 186 | 189 | -178 | -231 | 0～4 | | | | | |
| 0～4 | 663 | 311 | 352 | 5 | 9 | 3 | 8 | 7 | 5 | 4 | 9 | 6 | 7 | 46 | 67 | 0 | | | | | |
| 1 | 112 | 49 | 63 | 1 | 2 | 1 | 1 | 1 | 1 | 1 | 2 | 2 | 2 | 49 | 63 | 1 | | | | | |
| 2 | 142 | 61 | 81 | 2 | 2 | 1 | 1 | 3 | 1 | 1 | 1 | 1 | 1 | -1 | 2 | 2 | | | | | |
| 3 | 144 | 59 | 85 | 3 | 3 | 1 | 1 | 1 | 2 | 2 | 1 | 1 | 2 | -2 | 1 | 1 | | | | | |
| 4 | 130 | 65 | 65 | 2 | 2 | 1 | 1 | 2 | 1 | 1 | 2 | 2 | 1 | 1 | 3 | 3 | | | | | |
| 5～9 | 852 | 416 | 436 | 5 | 6 | 2 | 3 | 1 | 3 | 4 | 6 | 6 | 2 | 1 | 4 | 4 | | | | | |
| 5 | 174 | 90 | 84 | 2 | 1 | 1 | 1 | 1 | 1 | 1 | 2 | 2 | 1 | 1 | 2 | 5 | | | | | |
| 6 | 194 | 84 | 110 | 3 | 3 | 2 | 1 | 1 | 1 | 1 | 3 | 3 | 1 | 1 | 6 | 6 | | | | | |
| 7 | 149 | 76 | 73 | 1 | 1 | 1 | 1 | 1 | 1 | 1 | 1 | 1 | 1 | 1 | 1 | 7 | | | | | |
| 8 | 161 | 81 | 80 | 2 | 2 | 1 | 1 | 2 | 1 | 2 | 1 | 1 | 1 | -2 | 1 | 8 | | | | | |
| 9 | 174 | 85 | 89 | 2 | 2 | 1 | 1 | 4 | 2 | 3 | 2 | 2 | 2 | 2 | 2 | 9 | | | | | |
| 10～14 | 1071 | 560 | 511 | 1 | 1 | 1 | 1 | 4 | 2 | 3 | 2 | -2 | -2 | -5 | -2 | 10～14 | | | | | |
| 10 | 205 | 109 | 96 | 1 | 1 | 1 | 1 | 1 | 1 | 1 | 1 | 1 | 1 | -2 | -1 | 10 | | | | | |
| 11 | 197 | 107 | 90 | 1 | 1 | 1 | 1 | 2 | 2 | 1 | 1 | 1 | 1 | -1 | 1 | 11 | | | | | |
| 12 | 210 | 103 | 107 | 1 | 1 | 1 | 1 | 2 | 1 | 1 | 1 | 1 | 1 | -2 | 1 | 12 | | | | | |
| 13 | 225 | 120 | 105 | 1 | 1 | 1 | 1 | 1 | 1 | 1 | 1 | 1 | 1 | -1 | 1 | 13 | | | | | |
| 14 | 234 | 121 | 113 | 2 | 2 | 3 | 8 | 8 | 9 | 37 | 34 | -33 | -40 | -1 | 14 | | | | | | |
| 15～19 | 1101 | 541 | 560 | 2 | 2 | 3 | 1 | 2 | 2 | 2 | 2 | -2 | -2 | -40 | -33 | 15～19 | | | | | |
| 15 | 227 | 114 | 113 | 1 | 1 | 1 | 1 | 2 | 2 | 1 | 2 | -1 | -1 | -1 | 15 | | | | | | |
| 16 | 239 | 117 | 122 | 1 | 1 | 1 | 1 | 2 | 2 | 1 | 1 | 1 | 1 | -2 | 16 | | | | | | |
| 17 | 234 | 122 | 112 | 2 | 2 | 2 | 6 | 8 | 4 | 22 | 23 | -20 | -22 | -2 | 17 | | | | | | |
| 18 | 216 | 112 | 104 | 2 | 1 | 1 | 1 | 3 | 2 | 14 | 9 | -14 | -14 | -14 | 18 | | | | | | |
| 19 | 185 | 76 | 109 | 1 | 1 | 2 | 6 | 2 | 4 | 22 | 23 | -20 | -22 | -2 | 19 | | | | | | |
| 20～24 | 484 | 309 | 175 | 16 | 13 | 38 | 21 | 8 | 34 | 48 | 56 | -56 | -66 | -2 | 20～24 | | | | | | |
| 20 | 136 | 80 | 56 | 3 | 1 | 6 | 4 | 4 | 4 | 9 | 10 | -12 | -12 | 4 | 20 | | | | | | |
| 21 | 130 | 51 | 39 | 2 | 2 | 4 | 4 | 1 | 6 | 7 | 11 | -13 | -13 | 9 | 21 | | | | | | |
| 22 | 88 | 53 | 35 | 4 | 4 | 4 | 5 | 3 | 5 | 8 | 16 | -12 | -12 | 21 | 22 | | | | | | |
| 23 | 64 | 54 | 10 | 1 | 4 | 10 | 6 | 7 | 7 | 11 | 16 | -13 | -13 | 22 | 23 | | | | | | |
| 24 | 106 | 71 | 35 | 6 | 4 | 12 | 5 | 4 | 12 | 13 | 3 | -6 | -6 | 23 | 24 | | | | | | |
| 25～29 | 758 | 450 | 308 | 9 | 25 | 40 | 26 | 15 | 24 | 25 | 18 | 9 | 9 | 9 | 24 | 25 | | | | | |
| 25 | 148 | 91 | 57 | 3 | 6 | 16 | 5 | 4 | 4 | 6 | 3 | 4 | 4 | 9 | 25 | | | | | | |
| 26 | 124 | 69 | 55 | 2 | 7 | 5 | 8 | 3 | 5 | 5 | 5 | -1 | -1 | 5 | 26 | | | | | | |
| 27 | 144 | 77 | 67 | 1 | 4 | 2 | 5 | 2 | 5 | 4 | 4 | -3 | -3 | 4 | 27 | | | | | | |
| 28 | 181 | 111 | 70 | 1 | 5 | 10 | 4 | 3 | 6 | 5 | 2 | 3 | 3 | 3 | 28 | | | | | | |
| 29 | 161 | 102 | 59 | 2 | 3 | 7 | 4 | 3 | 4 | 5 | 4 | 1 | 1 | 1 | 29 | | | | | | |
| 30～34 | 1028 | 554 | 474 | 10 | 17 | 21 | 20 | 23 | 16 | 15 | 25 | -5 | -5 | -7 | 30～34 | | | | | | |
| 30 | 179 | 99 | 80 | 1 | 3 | 3 | 4 | 8 | 3 | 2 | 3 | 3 | 3 | -6 | 1 | 30 | | | | | |
| 31 | 196 | 98 | 98 | 2 | 1 | 4 | 3 | 4 | 1 | 2 | 7 | -4 | -4 | 1 | 31 | | | | | | |
| 32 | 201 | 109 | 92 | 3 | 6 | 5 | 4 | 5 | 3 | 3 | 5 | 2 | 2 | 2 | 32 | | | | | | |
| 33 | 235 | 124 | 111 | 1 | 3 | 5 | 3 | 3 | 2 | 5 | 3 | 1 | 1 | 1 | 33 | | | | | | |
| 34 | 217 | 124 | 93 | 3 | 4 | 4 | 6 | 3 | 7 | 3 | 7 | -5 | -5 | 1 | 34 | | | | | | |
| 35～39 | 1278 | 649 | 629 | 12 | 6 | 12 | 13 | 9 | 7 | 17 | 12 | -2 | -2 | -2 | 35～39 | | | | | | |
| 35 | 241 | 121 | 120 | 1 | 1 | 1 | 1 | 1 | 1 | 2 | 2 | 3 | 3 | 3 | 35 | | | | | | |
| 36 | 266 | 138 | 128 | 1 | 1 | 3 | 5 | 1 | 2 | 3 | 2 | -2 | -2 | 1 | 36 | | | | | | |
| 37 | 288 | 147 | 141 | 6 | 1 | 1 | 4 | 1 | 1 | 6 | 5 | 1 | 1 | 1 | 37 | | | | | | |
| 38 | 253 | 138 | 115 | 1 | 1 | 3 | 4 | 1 | 3 | 4 | 2 | -1 | -1 | -1 | 38 | | | | | | |
| 39 | 1514 | 783 | 731 | 4 | 5 | 7 | 5 | 11 | 6 | 6 | 5 | -7 | -7 | -7 | 39 | | | | | | |
| 40～44 | 268 | 142 | 126 | 1 | 1 | 1 | 1 | 3 | 2 | 1 | 1 | 1 | 1 | -3 | 40～44 | | | | | | |
| 40 | 328 | 158 | 170 | 1 | 1 | 1 | 1 | 2 | 2 | 1 | 2 | -3 | -3 | -3 | 40 | | | | | | |
| 41 | 277 | 148 | 129 | 1 | 1 | 1 | 1 | 1 | 2 | 1 | 1 | -3 | -3 | 1 | 41 | | | | | | |
| 42 | 321 | 163 | 158 | 3 | 2 | 4 | 1 | 3 | 2 | 2 | 1 | 1 | 1 | -1 | 42 | | | | | | |
| 43 | 320 | 172 | 148 | 5 | 2 | 3 | 3 | 9 | 6 | 4 | 4 | 2 | 2 | -5 | 43 | | | | | | |
| 44 | 1475 | 741 | 734 | 3 | 2 | 4 | 3 | 3 | 2 | 2 | 2 | 2 | 2 | 2 | 44 | | | | | | |
| 45～49 | 266 | 130 | 136 | 1 | 1 | 2 | 1 | 3 | 3 | 1 | 4 | -5 | -5 | -5 | 45～49 | | | | | | |
| 45 | 294 | 154 | 140 | 1 | 1 | 2 | 1 | 2 | 2 | 2 | 2 | -5 | -5 | -5 | 45 | | | | | | |
| 46 | 312 | 150 | 162 | 3 | 2 | 1 | 2 | 2 | 2 | 1 | 1 | 2 | 2 | 2 | 46 | | | | | | |
| 47 | 300 | 151 | 149 | 1 | 1 | 1 | 1 | 1 | 1 | 1 | 2 | 2 | 2 | 2 | 47 | | | | | | |
| 48 | 303 | 156 | 147 | 1 | 1 | 1 | 1 | 1 | 1 | 1 | 1 | 1 | 1 | -2 | 48 | | | | | | |
| 49 | | | | 1 | 1 | 1 | 1 | 1 | 1 | 1 | 1 | 1 | 1 | -2 | 49 | | | | | | |

| | | | | | | | | | | | | | | | |
|-------|------|------|------|----|---|----|---|-----|---|---|-----|----|-----|-----|-------|
| 50～54 | 1567 | 784 | 783 | 4 | 1 | 12 | 1 | 6 | 3 | 8 | 1 | 3 | -1 | -2 | 50～54 |
| 50 | 350 | 184 | 166 | 1 | 1 | 4 | 1 | 1 | 1 | 2 | 1 | 4 | 4 | 50 | |
| 51 | 270 | 131 | 139 | 1 | 1 | 1 | 1 | 2 | 2 | 1 | 1 | 1 | -1 | 51 | |
| 52 | 338 | 159 | 179 | 1 | 1 | 1 | 1 | 2 | 2 | 1 | 1 | 1 | -3 | 52 | |
| 53 | 301 | 153 | 148 | 2 | 1 | 1 | 1 | 2 | 1 | 2 | 1 | 1 | -1 | 53 | |
| 54 | 308 | 157 | 151 | 1 | 1 | 1 | 1 | 3 | 3 | 3 | 1 | 3 | -1 | 54 | |
| 55～59 | 1704 | 835 | 869 | 8 | 5 | 5 | 1 | 3 | 3 | 6 | 5 | 3 | 1 | -10 | 55～59 |
| 55 | 312 | 148 | 164 | 3 | 1 | 3 | 1 | 1 | 1 | 3 | 3 | 2 | 2 | -2 | 55 |
| 56 | 350 | 172 | 178 | 2 | 1 | 1 | 1 | 2 | 2 | 1 | 1 | 1 | 1 | -1 | 56 |
| 57 | 343 | 173 | 170 | 1 | 1 | 1 | 1 | 1 | 1 | 1 | 1 | 1 | -1 | -1 | 57 |
| 58 | 350 | 189 | 161 | 2 | 1 | 1 | 1 | 2 | 1 | 3 | 3 | 1 | 2 | -5 | 58 |
| 59 | 349 | 153 | 196 | 1 | 1 | 1 | 1 | 1 | 1 | 1 | 1 | 1 | 3 | -2 | 59 |
| 60～64 | 2007 | 981 | 1026 | 4 | 2 | 5 | 1 | 3 | 4 | 3 | 4 | 10 | -7 | -6 | 60～64 |
| 60 | 333 | 153 | 180 | 1 | 2 | 3 | 1 | 2 | 2 | 2 | 2 | 2 | 2 | -4 | 60 |
| 61 | 383 | 179 | 204 | 2 | 1 | 1 | 1 | 2 | 1 | 1 | 1 | 1 | 1 | -1 | 61 |
| 62 | 411 | 204 | 207 | 1 | 2 | 1 | 1 | 1 | 1 | 1 | 1 | 2 | -1 | -1 | 62 |
| 63 | 439 | 231 | 208 | 1 | 1 | 1 | 1 | 1 | 1 | 1 | 1 | 1 | 1 | -1 | 63 |
| 64 | 441 | 214 | 227 | 1 | 1 | 1 | 1 | 1 | 1 | 1 | 1 | 8 | -8 | -1 | 64 |
| 65～69 | 2428 | 1150 | 1278 | 4 | 1 | 7 | 4 | 2 | 3 | 2 | 2 | 15 | -8 | -11 | 65～69 |
| 65 | 464 | 205 | 259 | 2 | 1 | 2 | 2 | 1 | 2 | 1 | 1 | 2 | -1 | 1 | 65 |
| 66 | 450 | 200 | 250 | 1 | 1 | 2 | 1 | 1 | 2 | 1 | 1 | 3 | -1 | -3 | 66 |
| 67 | 501 | 232 | 269 | 1 | 1 | 1 | 1 | 1 | 1 | 1 | 1 | 5 | -4 | -1 | 67 |
| 68 | 540 | 273 | 267 | 1 | 1 | 4 | 1 | 1 | 1 | 1 | 1 | 4 | -4 | -4 | 68 |
| 69 | 473 | 240 | 233 | 1 | 1 | 1 | 1 | 1 | 1 | 1 | 1 | 4 | -1 | -4 | 69 |
| 70～74 | 1739 | 801 | 938 | 1 | 1 | 2 | 2 | 3 | 1 | 2 | 2 | 22 | -22 | -4 | 70～74 |
| 70 | 473 | 238 | 235 | 1 | 1 | 1 | 1 | 2 | 1 | 1 | 1 | 10 | -12 | -1 | 70 |
| 71 | 287 | 130 | 157 | 1 | 1 | 1 | 1 | 1 | 1 | 2 | 1 | 3 | -2 | -2 | 71 |
| 72 | 278 | 123 | 155 | 1 | 1 | 1 | 1 | 1 | 1 | 1 | 1 | 1 | 1 | -2 | 72 |
| 73 | 360 | 157 | 203 | 1 | 1 | 1 | 1 | 1 | 1 | 1 | 1 | 6 | -5 | -3 | 73 |
| 74 | 341 | 153 | 188 | 1 | 1 | 1 | 1 | 1 | 1 | 1 | 1 | 3 | -3 | -1 | 74 |
| 75～79 | 1635 | 686 | 949 | 2 | 1 | 2 | 2 | 2 | 2 | 1 | 1 | 25 | -24 | -19 | 75～79 |
| 75 | 337 | 147 | 190 | 1 | 1 | 1 | 1 | 1 | 1 | 1 | 1 | 5 | -4 | -4 | 75 |
| 76 | 347 | 161 | 186 | 1 | 1 | 1 | 1 | 1 | 1 | 1 | 1 | 4 | -4 | -1 | 76 |
| 77 | 320 | 141 | 179 | 1 | 1 | 1 | 1 | 1 | 1 | 1 | 1 | 7 | -7 | -5 | 77 |
| 78 | 309 | 125 | 184 | 1 | 1 | 1 | 1 | 1 | 1 | 1 | 1 | 3 | -2 | -4 | 78 |
| 79 | 322 | 112 | 210 | 1 | 1 | 1 | 1 | 2 | 2 | 2 | 2 | 7 | -6 | -5 | 79 |
| 80～84 | 1546 | 592 | 954 | 2 | 1 | 1 | 1 | 2 | 2 | 2 | 2 | 26 | -25 | -31 | 80～84 |
| 80 | 339 | 131 | 208 | 1 | 1 | 1 | 1 | 2 | 1 | 1 | 1 | 6 | -7 | -6 | 80 |
| 81 | 341 | 131 | 210 | 1 | 1 | 1 | 1 | 2 | 1 | 1 | 1 | 5 | -8 | -9 | 81 |
| 82 | 288 | 125 | 163 | 1 | 1 | 1 | 1 | 1 | 1 | 1 | 1 | 5 | -5 | -6 | 82 |
| 83 | 264 | 93 | 171 | 1 | 1 | 1 | 1 | 1 | 1 | 1 | 1 | 3 | -4 | -3 | 83 |
| 84 | 314 | 112 | 202 | 1 | 1 | 1 | 1 | 1 | 1 | 1 | 1 | 7 | -7 | -7 | 84 |
| 85～89 | 1052 | 328 | 724 | 1 | 3 | 4 | 4 | 1 | 1 | 1 | 2 | 41 | -41 | -38 | 85～89 |
| 85 | 249 | 85 | 164 | 1 | 1 | 1 | 1 | 1 | 1 | 1 | 1 | 10 | -10 | -5 | 85 |
| 86 | 237 | 74 | 163 | 1 | 1 | 1 | 1 | 1 | 1 | 1 | 1 | 10 | -10 | -8 | 86 |
| 87 | 212 | 68 | 144 | 1 | 3 | 1 | 1 | 1 | 1 | 1 | 1 | 9 | -9 | -9 | 87 |
| 88 | 165 | 45 | 120 | 1 | 1 | 1 | 1 | 1 | 1 | 1 | 1 | 8 | -9 | -9 | 88 |
| 89 | 189 | 56 | 133 | 1 | 1 | 1 | 1 | 1 | 1 | 1 | 1 | 4 | -3 | -7 | 89 |
| 90～94 | 407 | 88 | 319 | 1 | 1 | 1 | 1 | 1 | 1 | 1 | 1 | 32 | -32 | -45 | 90～94 |
| 90 | 132 | 35 | 97 | 1 | 1 | 1 | 1 | 1 | 1 | 1 | 1 | 7 | -8 | -9 | 90 |
| 91 | 92 | 23 | 69 | 1 | 1 | 1 | 1 | 1 | 1 | 1 | 1 | 9 | -9 | -11 | 91 |
| 92 | 85 | 14 | 71 | 1 | 1 | 1 | 1 | 1 | 1 | 1 | 1 | 7 | -6 | -10 | 92 |
| 93 | 50 | 9 | 41 | 1 | 1 | 1 | 1 | 1 | 1 | 1 | 1 | 6 | -6 | -7 | 93 |
| 94 | 48 | 7 | 41 | 1 | 1 | 1 | 1 | 1 | 1 | 1 | 1 | 3 | -3 | -8 | 94 |
| 95～99 | 109 | 17 | 92 | 1 | 1 | 1 | 1 | 1 | 1 | 1 | 1 | 5 | -5 | -27 | 95～99 |
| 95 | 40 | 9 | 31 | 1 | 1 | 1 | 1 | 1 | 1 | 1 | 1 | 1 | -1 | -11 | 95 |
| 96 | 35 | 3 | 32 | 1 | 1 | 1 | 1 | 1 | 1 | 1 | 1 | 3 | -3 | -5 | 96 |
| 97 | 20 | 3 | 17 | 1 | 1 | 1 | 1 | 1 | 1 | 1 | 1 | 4 | -4 | -5 | 97 |
| 98 | 9 | 2 | 7 | 1 | 1 | 1 | 1 | 1 | 1 | 1 | 1 | 2 | -1 | -2 | 98 |
| 99 | 5 | 5 | 5 | 1 | 1 | 1 | 1 | 1 | 1 | 1 | 1 | 4 | -4 | -4 | 99 |
| 100～ | 10 | 2 | 8 | 1 | 1 | 1 | 1 | 1 | 1 | 1 | 1 | 1 | -1 | -12 | 100～ |
| 年齢不詳 | 23 | 19 | 4 | 1 | 1 | 1 | 1 | 1 | 1 | 1 | 1 | 12 | -1 | -12 | 年齢不詳 |
| 計 | 113 | 人 | 人 | 49 | 人 | 64 | 人 | 113 | 人 | 計 | 113 | 人 | 人 | 人 | 人 |

※0歳の「差引増減」は、出生数を含めて算出している。

| 年齢 | 平成29年10月1日現在の人口 | | | | | | | | | | | | 平成28年10月～平成29年9月の人口動態 | | | | | | | | | | | | 年齢 |
|-----|-----------------|-------|-------|-----|-----|-----|-----|-----|-----|-----|------|------|-----------------------|-----|----|---|----|--|--|--|--|--|--|--|----|
| | 総数 | | 男 | | 女 | | 転入 | | 転出 | | 死亡 | | 差引増減 | | 年齢 | | | | | | | | | | |
| | 男 | 女 | 男 | 女 | 男 | 女 | 男 | 女 | 男 | 女 | 男 | 女 | 男 | 女 | 男 | 女 | | | | | | | | | |
| | 119 | 113 | 110 | 116 | 188 | 161 | 160 | 172 | 238 | 236 | -288 | -273 | 総数 | 0～4 | | | | | | | | | | | |
| 0～4 | 26432 | 12230 | 14202 | 14 | 11 | 5 | 4 | 18 | 9 | 8 | 5 | 68 | 67 | 0 | 0 | 0 | 68 | | | | | | | | |
| 5 | 654 | 326 | 67 | 2 | 1 | 1 | 1 | 2 | 1 | 1 | 1 | 62 | 67 | 1 | 1 | 1 | 67 | | | | | | | | |
| 6 | 134 | 67 | 57 | 4 | 3 | 2 | 3 | 3 | 2 | 3 | 3 | 1 | 1 | 2 | 2 | 2 | 1 | | | | | | | | |
| 7 | 121 | 64 | 57 | 4 | 3 | 2 | 3 | 3 | 2 | 3 | 2 | 1 | 1 | 2 | 2 | 2 | 2 | | | | | | | | |
| 8 | 149 | 81 | 68 | 4 | 3 | 2 | 3 | 3 | 2 | 3 | 2 | 1 | 1 | 2 | 2 | 2 | 3 | | | | | | | | |
| 9 | 127 | 64 | 63 | 3 | 2 | 2 | 2 | 5 | 3 | 3 | 2 | 1 | 1 | 2 | 2 | 2 | 3 | | | | | | | | |
| 10 | 123 | 50 | 73 | 2 | 3 | 1 | 2 | 5 | 3 | 3 | 1 | 1 | 1 | 2 | 2 | 2 | 4 | | | | | | | | |
| 11 | 862 | 418 | 444 | 2 | 3 | 6 | 3 | 9 | 6 | 1 | 3 | -3 | -2 | 3 | 3 | 3 | 5 | | | | | | | | |
| 12 | 158 | 80 | 78 | 1 | 1 | 1 | 1 | 2 | 2 | 1 | 1 | -2 | -2 | 1 | 1 | 1 | 5 | | | | | | | | |
| 13 | 170 | 85 | 85 | 1 | 3 | 3 | 3 | 1 | 3 | 3 | 1 | 3 | 3 | 3 | 3 | 3 | 6 | | | | | | | | |
| 14 | 163 | 79 | 84 | 1 | 1 | 1 | 1 | 3 | 2 | 2 | 1 | -1 | -1 | 1 | 1 | 1 | 7 | | | | | | | | |
| 15 | 180 | 85 | 95 | 1 | 1 | 1 | 1 | 1 | 1 | 1 | 2 | 1 | 1 | 1 | 1 | 1 | 8 | | | | | | | | |
| 16 | 191 | 89 | 102 | 1 | 1 | 3 | 3 | 3 | 3 | 3 | 2 | -3 | -3 | 2 | 2 | 2 | 9 | | | | | | | | |
| 17 | 1009 | 506 | 503 | 1 | 1 | 1 | 3 | 5 | 4 | 1 | 3 | -4 | -4 | 3 | 3 | 3 | 10 | | | | | | | | |
| 18 | 202 | 96 | 106 | 1 | 1 | 1 | 2 | 3 | 3 | 1 | 1 | 1 | 1 | 1 | 1 | 1 | 10 | | | | | | | | |
| 19 | 189 | 96 | 93 | 1 | 1 | 1 | 1 | 1 | 1 | 1 | 1 | -1 | -1 | 1 | 1 | 1 | 11 | | | | | | | | |
| 20 | 206 | 106 | 100 | 1 | 1 | 1 | 1 | 3 | 3 | 1 | 1 | -3 | -3 | 1 | 1 | 1 | 11 | | | | | | | | |
| 21 | 215 | 118 | 97 | 1 | 1 | 1 | 1 | 3 | 3 | 1 | 1 | -2 | -2 | 1 | 1 | 1 | 12 | | | | | | | | |
| 22 | 202 | 100 | 102 | 1 | 4 | 1 | 1 | 1 | 6 | 4 | 8 | -18 | -18 | 1 | 1 | 1 | 12 | | | | | | | | |
| 23 | 184 | 90 | 94 | 2 | 13 | 3 | 18 | 8 | 5 | 13 | 9 | -23 | -23 | 1 | 1 | 1 | 13 | | | | | | | | |
| 24 | 511 | 279 | 232 | 19 | 13 | 20 | 18 | 14 | 21 | 19 | 61 | -10 | -10 | 1 | 1 | 1 | 14 | | | | | | | | |
| 25 | 133 | 60 | 73 | 2 | 2 | 4 | 6 | 1 | 4 | 6 | 8 | -1 | -1 | 1 | 1 | 1 | 15 | | | | | | | | |
| 26 | 74 | 33 | 41 | 2 | 2 | 3 | 3 | 4 | 4 | 6 | 8 | -1 | -1 | 1 | 1 | 1 | 16 | | | | | | | | |
| 27 | 77 | 64 | 13 | 5 | 3 | 7 | 2 | 4 | 4 | 9 | 15 | 3 | 3 | 1 | 1 | 1 | 17 | | | | | | | | |
| 28 | 81 | 42 | 39 | 5 | 4 | 2 | 2 | 3 | 3 | 7 | 22 | 3 | 3 | 1 | 1 | 1 | 17 | | | | | | | | |
| 29 | 146 | 80 | 66 | 5 | 3 | 3 | 5 | 4 | 4 | 8 | 11 | -3 | -3 | 1 | 1 | 1 | 18 | | | | | | | | |
| 30 | 701 | 369 | 332 | 16 | 19 | 16 | 13 | 29 | 16 | 17 | 18 | -14 | -14 | 1 | 1 | 1 | 19 | | | | | | | | |
| 31 | 121 | 56 | 65 | 2 | 5 | 3 | 4 | 3 | 2 | 8 | 3 | -6 | -6 | 1 | 1 | 1 | 20 | | | | | | | | |
| 32 | 121 | 67 | 54 | 3 | 3 | 5 | 2 | 7 | 2 | 2 | 1 | -1 | -1 | 1 | 1 | 1 | 20 | | | | | | | | |
| 33 | 147 | 80 | 67 | 3 | 1 | 3 | 3 | 5 | 6 | 2 | 3 | -1 | -1 | 1 | 1 | 1 | 21 | | | | | | | | |
| 34 | 153 | 88 | 65 | 3 | 1 | 1 | 3 | 4 | 6 | 2 | 3 | -1 | -1 | 1 | 1 | 1 | 21 | | | | | | | | |
| 35 | 159 | 78 | 81 | 7 | 6 | 4 | 3 | 4 | 4 | 3 | 10 | 1 | 1 | 1 | 1 | 1 | 22 | | | | | | | | |
| 36 | 1070 | 538 | 532 | 14 | 14 | 13 | 19 | 20 | 21 | 16 | 12 | -9 | -9 | 1 | 1 | 1 | 22 | | | | | | | | |
| 37 | 198 | 103 | 95 | 1 | 2 | 5 | 7 | 4 | 4 | 3 | 3 | -1 | -1 | 1 | 1 | 1 | 23 | | | | | | | | |
| 38 | 198 | 101 | 97 | 6 | 3 | 1 | 4 | 4 | 5 | 4 | 2 | -1 | -1 | 1 | 1 | 1 | 23 | | | | | | | | |
| 39 | 213 | 111 | 102 | 2 | 5 | 3 | 1 | 3 | 4 | 5 | 3 | -3 | -3 | 1 | 1 | 1 | 24 | | | | | | | | |
| 40 | 221 | 110 | 111 | 2 | 2 | 2 | 5 | 4 | 3 | 2 | 2 | -2 | -2 | 1 | 1 | 1 | 24 | | | | | | | | |
| 41 | 240 | 113 | 127 | 3 | 4 | 2 | 2 | 5 | 5 | 2 | 4 | -2 | -2 | 1 | 1 | 1 | 25 | | | | | | | | |
| 42 | 1374 | 691 | 683 | 17 | 11 | 5 | 12 | 19 | 17 | 11 | 14 | -8 | -8 | 1 | 1 | 1 | 25 | | | | | | | | |
| 43 | 246 | 114 | 132 | 2 | 3 | 3 | 2 | 4 | 4 | 3 | 3 | -2 | -2 | 1 | 1 | 1 | 25 | | | | | | | | |
| 44 | 236 | 124 | 112 | 3 | 1 | 1 | 2 | 5 | 7 | 3 | 4 | -4 | -4 | 1 | 1 | 1 | 26 | | | | | | | | |
| 45 | 315 | 168 | 147 | 2 | 2 | 1 | 2 | 4 | 4 | 2 | 2 | -3 | -3 | 1 | 1 | 1 | 26 | | | | | | | | |
| 46 | 307 | 147 | 138 | 6 | 2 | 1 | 2 | 2 | 1 | 1 | 1 | -2 | -2 | 1 | 1 | 1 | 27 | | | | | | | | |
| 47 | 307 | 147 | 138 | 6 | 4 | 4 | 5 | 4 | 4 | 1 | 6 | -1 | -1 | 1 | 1 | 1 | 27 | | | | | | | | |
| 48 | 1459 | 752 | 707 | 9 | 12 | 5 | 13 | 11 | 12 | 12 | 14 | -13 | -13 | 1 | 1 | 1 | 28 | | | | | | | | |
| 49 | 258 | 142 | 116 | 2 | 1 | 1 | 3 | 4 | 4 | 1 | 3 | -3 | -3 | 1 | 1 | 1 | 28 | | | | | | | | |
| 50 | 307 | 168 | 139 | 2 | 2 | 2 | 3 | 3 | 2 | 3 | 3 | -5 | -5 | 1 | 1 | 1 | 29 | | | | | | | | |
| 51 | 313 | 142 | 171 | 2 | 1 | 1 | 1 | 3 | 2 | 3 | 2 | 1 | 1 | 1 | 1 | 1 | 30 | | | | | | | | |
| 52 | 283 | 148 | 135 | 1 | 3 | 2 | 3 | 2 | 4 | 6 | 3 | -6 | -6 | 1 | 1 | 1 | 31 | | | | | | | | |
| 53 | 298 | 152 | 146 | 2 | 5 | 1 | 2 | 2 | 4 | 1 | 3 | -1 | -1 | 1 | 1 | 1 | 32 | | | | | | | | |
| 54 | 1500 | 767 | 733 | 5 | 4 | 4 | 8 | 11 | 10 | 5 | 8 | -11 | -11 | 1 | 1 | 1 | 33 | | | | | | | | |
| 55 | 345 | 184 | 161 | 3 | 3 | 1 | 1 | 1 | 4 | 1 | 2 | 1 | 1 | 1 | 1 | 1 | 34 | | | | | | | | |
| 56 | 320 | 165 | 155 | 1 | 1 | 1 | 2 | 1 | 1 | 2 | 2 | -3 | -3 | 1 | 1 | 1 | 35 | | | | | | | | |
| 57 | 292 | 152 | 140 | 1 | 1 | 1 | 2 | 1 | 2 | 2 | 2 | -4 | -4 | 1 | 1 | 1 | 36 | | | | | | | | |
| 58 | 266 | 138 | 128 | 1 | 1 | 1 | 1 | 4 | 3 | 3 | 2 | -3 | -3 | 1 | 1 | 1 | 37 | | | | | | | | |
| 59 | 277 | 138 | 139 | 1 | 2 | 2 | 2 | 4 | 4 | 1 | 1 | -2 | -2 | 1 | 1 | 1 | 38 | | | | | | | | |

| | | | | | | | | | | | | | | | | | |
|------------|------|------|------|---|----|-----|---|-----|---|-----|-----|-----|-----|-----|-----|-----|------------|
| 50 ~ 54 | 1391 | 667 | 724 | 5 | 3 | 3 | 8 | 4 | 4 | 11 | 3 | 7 | 3 | 4 | 1 | -9 | 50 ~ 54 |
| 50 | 286 | 146 | 140 | 1 | 1 | 1 | 2 | 1 | 1 | 1 | 1 | 1 | 1 | 1 | 1 | 1 | 50 |
| 51 | 205 | 110 | 95 | 2 | 2 | 3 | 1 | 1 | 3 | 3 | 2 | 2 | 2 | 1 | 1 | -3 | 51 |
| 52 | 269 | 135 | 134 | 1 | 1 | 1 | 1 | 1 | 1 | 4 | 2 | 1 | 1 | 1 | 1 | -2 | 52 |
| 53 | 326 | 148 | 178 | 1 | 1 | 1 | 1 | 1 | 1 | 4 | 1 | 1 | 1 | 1 | 1 | -4 | 53 |
| 54 | 305 | 143 | 162 | 3 | 4 | 3 | 4 | 2 | 2 | 3 | 1 | 4 | 1 | 1 | 1 | -1 | 54 |
| 55 ~ 59 | 1908 | 932 | 976 | 4 | 3 | 4 | 8 | 3 | 3 | 4 | 4 | 5 | 2 | 6 | 4 | -4 | 55 ~ 59 |
| 55 | 366 | 203 | 163 | 1 | 1 | 2 | 2 | 1 | 1 | 1 | 1 | 3 | 1 | 1 | 1 | -1 | 55 |
| 56 | 367 | 168 | 199 | 1 | 1 | 1 | 1 | 1 | 1 | 1 | 1 | 1 | 1 | 1 | 2 | -2 | 56 |
| 57 | 383 | 185 | 198 | 2 | 1 | 1 | 1 | 1 | 3 | 3 | 1 | 1 | 1 | 3 | 1 | -5 | 57 |
| 58 | 382 | 183 | 199 | 1 | 1 | 2 | 2 | 1 | 1 | 1 | 1 | 1 | 1 | 2 | 1 | -1 | 58 |
| 59 | 410 | 193 | 217 | 2 | 2 | 3 | 3 | 1 | 1 | 1 | 1 | 1 | 1 | 1 | 1 | 1 | 59 |
| 60 ~ 64 | 2237 | 1091 | 1146 | 5 | 1 | 6 | 6 | 4 | 4 | 7 | 4 | 5 | 2 | 14 | 9 | -15 | 60 ~ 64 |
| 60 | 415 | 222 | 193 | 3 | 1 | 2 | 2 | 1 | 1 | 1 | 2 | 3 | 2 | 5 | 3 | -4 | 60 |
| 61 | 409 | 185 | 224 | 1 | 1 | 1 | 1 | 3 | 1 | 1 | 1 | 1 | 1 | 2 | 2 | -2 | 61 |
| 62 | 429 | 216 | 213 | 1 | 1 | 1 | 1 | 1 | 1 | 4 | 1 | 1 | 1 | 1 | 4 | -3 | 62 |
| 63 | 468 | 232 | 236 | 1 | 1 | 1 | 1 | 1 | 1 | 1 | 1 | 2 | 2 | 3 | 3 | -5 | 63 |
| 64 | 516 | 236 | 280 | 1 | 1 | 1 | 1 | 1 | 1 | 1 | 2 | 2 | 2 | 3 | 2 | -1 | 64 |
| 65 ~ 69 | 2789 | 1323 | 1466 | 1 | 1 | 4 | 4 | 3 | 3 | 3 | 3 | 1 | 2 | 20 | 9 | -10 | 65 ~ 69 |
| 65 | 480 | 231 | 249 | 1 | 1 | 1 | 1 | 1 | 1 | 1 | 1 | 1 | 2 | 2 | 2 | -2 | 65 |
| 66 | 525 | 245 | 280 | 1 | 1 | 1 | 1 | 1 | 1 | 1 | 1 | 1 | 1 | 5 | 2 | -4 | 66 |
| 67 | 594 | 277 | 317 | 1 | 1 | 1 | 1 | 1 | 1 | 1 | 1 | 1 | 1 | 5 | 2 | -1 | 67 |
| 68 | 614 | 303 | 311 | 1 | 1 | 2 | 2 | 1 | 1 | 1 | 1 | 1 | 2 | 5 | 2 | -3 | 68 |
| 69 | 576 | 267 | 309 | 1 | 1 | 1 | 1 | 1 | 1 | 1 | 2 | 2 | 2 | 3 | 1 | -3 | 69 |
| 70 ~ 74 | 1914 | 923 | 991 | 1 | 2 | 3 | 3 | 1 | 1 | 3 | 3 | 2 | 1 | 15 | 11 | -16 | 70 ~ 74 |
| 70 | 554 | 287 | 267 | 1 | 1 | 1 | 2 | 1 | 1 | 1 | 1 | 2 | 1 | 6 | 2 | -6 | 70 |
| 71 | 306 | 145 | 161 | 1 | 1 | 1 | 1 | 1 | 1 | 1 | 1 | 1 | 1 | 2 | 2 | -2 | 71 |
| 72 | 329 | 154 | 175 | 1 | 1 | 1 | 1 | 1 | 1 | 1 | 1 | 1 | 1 | 2 | 2 | -3 | 72 |
| 73 | 364 | 173 | 191 | 1 | 1 | 1 | 1 | 1 | 1 | 1 | 1 | 1 | 1 | 2 | 6 | -2 | 73 |
| 74 | 361 | 164 | 197 | 1 | 2 | 1 | 1 | 1 | 1 | 1 | 1 | 1 | 1 | 3 | 1 | -3 | 74 |
| 75 ~ 79 | 1936 | 784 | 1152 | 1 | 2 | 2 | 1 | 2 | 2 | 2 | 3 | 1 | 1 | 34 | 17 | -35 | 75 ~ 79 |
| 75 | 374 | 155 | 219 | 1 | 1 | 1 | 1 | 1 | 1 | 1 | 1 | 1 | 1 | 11 | 3 | -13 | 75 |
| 76 | 371 | 156 | 215 | 1 | 1 | 1 | 1 | 1 | 1 | 1 | 1 | 1 | 1 | 6 | 2 | -6 | 76 |
| 77 | 405 | 163 | 242 | 1 | 1 | 1 | 1 | 1 | 1 | 1 | 2 | 2 | 2 | 9 | 3 | -8 | 77 |
| 78 | 356 | 145 | 211 | 1 | 1 | 1 | 1 | 1 | 1 | 1 | 2 | 3 | 3 | 6 | 6 | -7 | 78 |
| 79 | 430 | 165 | 265 | 1 | 1 | 1 | 1 | 1 | 1 | 1 | 1 | 1 | 1 | 5 | 3 | -5 | 79 |
| 80 ~ 84 | 1884 | 696 | 1188 | 1 | 3 | 2 | 2 | 1 | 2 | 1 | 4 | 1 | 5 | 54 | 25 | -56 | 80 ~ 84 |
| 80 | 373 | 145 | 228 | 1 | 1 | 1 | 1 | 1 | 1 | 1 | 1 | 1 | 1 | 7 | 6 | -6 | 80 |
| 81 | 425 | 157 | 268 | 1 | 1 | 1 | 1 | 1 | 1 | 1 | 2 | 2 | 1 | 11 | 7 | -11 | 81 |
| 82 | 371 | 148 | 223 | 1 | 1 | 1 | 1 | 1 | 1 | 1 | 1 | 1 | 1 | 8 | 5 | -8 | 82 |
| 83 | 337 | 118 | 219 | 1 | 1 | 1 | 1 | 1 | 1 | 1 | 3 | 1 | 3 | 11 | 5 | -11 | 83 |
| 84 | 378 | 128 | 250 | 1 | 1 | 1 | 1 | 1 | 1 | 1 | 1 | 1 | 1 | 17 | 2 | -18 | 84 |
| 85 ~ 89 | 1421 | 460 | 961 | 1 | 2 | 2 | 2 | 2 | 2 | 2 | 7 | 1 | 3 | 53 | 66 | -55 | 85 ~ 89 |
| 85 | 341 | 130 | 211 | 1 | 1 | 1 | 1 | 1 | 1 | 1 | 1 | 1 | 1 | 13 | 8 | -8 | 85 |
| 86 | 314 | 111 | 203 | 1 | 1 | 1 | 1 | 1 | 1 | 1 | 2 | 2 | 2 | 10 | 11 | -10 | 86 |
| 87 | 271 | 86 | 185 | 1 | 1 | 1 | 1 | 1 | 1 | 1 | 2 | 2 | 1 | 11 | 16 | -11 | 87 |
| 88 | 253 | 63 | 190 | 1 | 1 | 1 | 1 | 1 | 1 | 1 | 2 | 1 | 1 | 9 | 12 | -10 | 88 |
| 89 | 242 | 70 | 172 | 1 | 1 | 1 | 1 | 1 | 1 | 1 | 1 | 1 | 1 | 10 | 19 | -11 | 89 |
| 90 ~ 94 | 580 | 135 | 445 | 1 | 2 | 1 | 1 | 1 | 1 | 3 | 2 | 2 | 2 | 21 | 61 | -60 | 90 ~ 94 |
| 90 | 177 | 47 | 130 | 1 | 1 | 1 | 1 | 1 | 1 | 1 | 1 | 1 | 1 | 6 | 15 | -6 | 90 |
| 91 | 147 | 37 | 110 | 1 | 1 | 1 | 1 | 1 | 1 | 1 | 1 | 1 | 1 | 6 | 14 | -6 | 91 |
| 92 | 125 | 26 | 99 | 1 | 1 | 1 | 1 | 1 | 1 | 1 | 1 | 1 | 1 | 3 | 12 | -4 | 92 |
| 93 | 80 | 16 | 64 | 1 | 1 | 1 | 1 | 1 | 1 | 1 | 1 | 1 | 1 | 3 | 11 | -3 | 93 |
| 94 | 51 | 9 | 42 | 1 | 1 | 1 | 1 | 1 | 1 | 1 | 1 | 1 | 1 | 3 | 9 | -4 | 94 |
| 95 ~ 99 | 146 | 24 | 122 | 1 | 1 | 1 | 1 | 1 | 1 | 1 | 2 | 2 | 2 | 6 | 24 | -25 | 95 ~ 99 |
| 95 | 56 | 13 | 43 | 1 | 1 | 1 | 1 | 1 | 1 | 1 | 1 | 1 | 1 | 3 | 2 | -3 | 95 |
| 96 | 34 | 5 | 29 | 1 | 1 | 1 | 1 | 1 | 1 | 1 | 1 | 1 | 1 | 11 | 11 | -11 | 96 |
| 97 | 25 | 3 | 22 | 1 | 1 | 1 | 1 | 1 | 1 | 1 | 1 | 1 | 1 | 5 | 6 | -6 | 97 |
| 98 | 22 | 1 | 21 | 1 | 1 | 1 | 1 | 1 | 1 | 1 | 1 | 1 | 1 | 3 | 3 | -4 | 98 |
| 99 | 9 | 2 | 7 | 1 | 1 | 1 | 1 | 1 | 1 | 1 | 1 | 1 | 1 | 2 | 3 | -2 | 99 |
| 100 ~ 年齢不詳 | 33 | 24 | 22 | 1 | 1 | 1 | 1 | 1 | 1 | 1 | 1 | 1 | 1 | 2 | 8 | -2 | 100 ~ 年齢不詳 |
| 年齢不詳 | 33 | 24 | 22 | 1 | 1 | 1 | 1 | 1 | 1 | 1 | 1 | 1 | 1 | 2 | 8 | -2 | 年齢不詳 |
| 出生数 | 69 | 136 | 136 | 男 | 67 | 136 | 女 | 136 | 計 | 136 | 136 | 136 | 136 | 136 | 136 | 136 | 136 |

※0歳の「差引増減」は、出生数を含めて算出している。

市町村名：鹿角郡

| 年齢 | 平成29年10月1日現在の人口 | | 平成28年10月～平成29年9月の人口動態 | | | | | | | | | | | | 年齢 | | | | |
|-----|-----------------|------|-----------------------|----|----|----|----|----|----|------|----|----|----|-----|----|---|---|---|--|
| | 総数 | 男 | 女 | 転入 | | 転出 | | 死亡 | | 差引増減 | | 男 | 女 | 総数 | | | | | |
| | | | | 県内 | | 県外 | | 県内 | | 県外 | | | | | | 男 | | 女 | |
| | | | | 男 | 女 | 男 | 女 | 男 | 女 | 男 | 女 | | | | | 男 | 女 | | |
| 0～4 | 5078 | 2361 | 2717 | 24 | 30 | 29 | 11 | 47 | 38 | 29 | 28 | 60 | 45 | -63 | 9 | | | | |
| 5 | 103 | 59 | 44 | 2 | 3 | 1 | 1 | 2 | 2 | 2 | 2 | 11 | 11 | 10 | 7 | | | | |
| 6 | 17 | 10 | 7 | 1 | 1 | 1 | 1 | 1 | 1 | 1 | 1 | 1 | 1 | 1 | 2 | | | | |
| 7 | 25 | 15 | 10 | 1 | 2 | 1 | 1 | 1 | 1 | 1 | 1 | 1 | 1 | 1 | 2 | | | | |
| 8 | 15 | 5 | 10 | 1 | 1 | 1 | 1 | 1 | 1 | 1 | 1 | 1 | 1 | 1 | 2 | | | | |
| 9 | 30 | 20 | 10 | 1 | 1 | 1 | 1 | 1 | 1 | 1 | 1 | 1 | 1 | 1 | 2 | | | | |
| 10 | 16 | 9 | 7 | 1 | 1 | 1 | 1 | 1 | 1 | 1 | 1 | 1 | 1 | 1 | 2 | | | | |
| 11 | 141 | 61 | 80 | 1 | 1 | 1 | 1 | 1 | 1 | 1 | 1 | 1 | 1 | 1 | 1 | | | | |
| 12 | 25 | 11 | 14 | 1 | 1 | 1 | 1 | 1 | 1 | 1 | 1 | 1 | 1 | 1 | 1 | | | | |
| 13 | 24 | 8 | 16 | 1 | 1 | 1 | 1 | 1 | 1 | 1 | 1 | 1 | 1 | 1 | 1 | | | | |
| 14 | 33 | 14 | 19 | 1 | 1 | 1 | 1 | 1 | 1 | 1 | 1 | 1 | 1 | 1 | 1 | | | | |
| 15 | 24 | 13 | 11 | 1 | 1 | 1 | 1 | 1 | 1 | 1 | 1 | 1 | 1 | 1 | 1 | | | | |
| 16 | 24 | 13 | 11 | 1 | 1 | 1 | 1 | 1 | 1 | 1 | 1 | 1 | 1 | 1 | 1 | | | | |
| 17 | 35 | 15 | 20 | 1 | 1 | 1 | 1 | 1 | 1 | 1 | 1 | 1 | 1 | 1 | 1 | | | | |
| 18 | 177 | 93 | 84 | 1 | 1 | 1 | 1 | 1 | 1 | 1 | 1 | 1 | 1 | 1 | 1 | | | | |
| 19 | 33 | 17 | 16 | 1 | 1 | 1 | 1 | 1 | 1 | 1 | 1 | 1 | 1 | 1 | 1 | | | | |
| 20 | 25 | 11 | 14 | 1 | 1 | 1 | 1 | 1 | 1 | 1 | 1 | 1 | 1 | 1 | 1 | | | | |
| 21 | 25 | 13 | 12 | 1 | 1 | 1 | 1 | 1 | 1 | 1 | 1 | 1 | 1 | 1 | 1 | | | | |
| 22 | 34 | 13 | 21 | 1 | 1 | 1 | 1 | 1 | 1 | 1 | 1 | 1 | 1 | 1 | 1 | | | | |
| 23 | 34 | 25 | 9 | 1 | 1 | 1 | 1 | 1 | 1 | 1 | 1 | 1 | 1 | 1 | 1 | | | | |
| 24 | 51 | 25 | 26 | 1 | 1 | 1 | 1 | 1 | 1 | 1 | 1 | 1 | 1 | 1 | 1 | | | | |
| 25 | 225 | 119 | 106 | 1 | 2 | 1 | 4 | 3 | 1 | 4 | 1 | 1 | 1 | -6 | -1 | | | | |
| 26 | 51 | 25 | 26 | 1 | 4 | 8 | 4 | 2 | 7 | 11 | 10 | 1 | 1 | -1 | 1 | | | | |
| 27 | 49 | 27 | 22 | 1 | 2 | 1 | 1 | 1 | 1 | 1 | 1 | 1 | 1 | -1 | 1 | | | | |
| 28 | 53 | 33 | 20 | 1 | 1 | 1 | 1 | 1 | 1 | 1 | 1 | 1 | 1 | -1 | 1 | | | | |
| 29 | 36 | 18 | 18 | 1 | 1 | 1 | 1 | 1 | 1 | 1 | 1 | 1 | 1 | -1 | 1 | | | | |
| 30 | 36 | 18 | 18 | 1 | 1 | 1 | 1 | 1 | 1 | 1 | 1 | 1 | 1 | -1 | 1 | | | | |
| 31 | 16 | 16 | 20 | 4 | 5 | 8 | 4 | 2 | 7 | 11 | 10 | 1 | 1 | -3 | 1 | | | | |
| 32 | 72 | 46 | 26 | 1 | 1 | 1 | 1 | 1 | 1 | 1 | 1 | 1 | 1 | -1 | 1 | | | | |
| 33 | 13 | 6 | 7 | 1 | 2 | 2 | 1 | 1 | 1 | 1 | 1 | 1 | 1 | 1 | 1 | | | | |
| 34 | 21 | 12 | 9 | 1 | 2 | 1 | 1 | 1 | 1 | 1 | 1 | 1 | 1 | 1 | 1 | | | | |
| 35 | 7 | 5 | 2 | 1 | 1 | 1 | 1 | 1 | 1 | 1 | 1 | 1 | 1 | 1 | 1 | | | | |
| 36 | 12 | 2 | 10 | 1 | 1 | 1 | 1 | 1 | 1 | 1 | 1 | 1 | 1 | 1 | 1 | | | | |
| 37 | 17 | 6 | 11 | 1 | 1 | 1 | 1 | 1 | 1 | 1 | 1 | 1 | 1 | 1 | 1 | | | | |
| 38 | 16 | 15 | 1 | 1 | 1 | 1 | 1 | 1 | 1 | 1 | 1 | 1 | 1 | 1 | 1 | | | | |
| 39 | 120 | 65 | 55 | 1 | 4 | 3 | 1 | 8 | 6 | 2 | 3 | 1 | 1 | -5 | 1 | | | | |
| 40 | 21 | 13 | 8 | 1 | 1 | 2 | 1 | 1 | 1 | 2 | 2 | 1 | 1 | -1 | 1 | | | | |
| 41 | 25 | 16 | 9 | 1 | 1 | 1 | 1 | 2 | 2 | 1 | 1 | 1 | 1 | -3 | 1 | | | | |
| 42 | 10 | 6 | 4 | 1 | 1 | 1 | 1 | 2 | 1 | 2 | 1 | 1 | 1 | -1 | 1 | | | | |
| 43 | 27 | 16 | 11 | 1 | 1 | 1 | 1 | 2 | 2 | 1 | 1 | 1 | 1 | -3 | 1 | | | | |
| 44 | 30 | 13 | 17 | 1 | 1 | 1 | 1 | 2 | 3 | 3 | 2 | 1 | 1 | -2 | 1 | | | | |
| 45 | 26 | 13 | 13 | 1 | 1 | 1 | 1 | 3 | 3 | 1 | 1 | 1 | 1 | -3 | 1 | | | | |
| 46 | 32 | 17 | 15 | 1 | 1 | 1 | 1 | 3 | 3 | 1 | 1 | 1 | 1 | -3 | 1 | | | | |
| 47 | 162 | 86 | 76 | 2 | 2 | 4 | 4 | 4 | 4 | 4 | 1 | 1 | 1 | -2 | 1 | | | | |
| 48 | 32 | 16 | 16 | 1 | 1 | 1 | 1 | 1 | 1 | 1 | 1 | 1 | 1 | -2 | 1 | | | | |
| 49 | 32 | 16 | 16 | 1 | 1 | 1 | 1 | 1 | 1 | 1 | 1 | 1 | 1 | -2 | 1 | | | | |
| 50 | 27 | 10 | 17 | 2 | 2 | 1 | 1 | 1 | 1 | 2 | 2 | 1 | 1 | -1 | 1 | | | | |
| 51 | 30 | 17 | 13 | 1 | 1 | 1 | 1 | 1 | 1 | 1 | 1 | 1 | 1 | -1 | 1 | | | | |
| 52 | 32 | 17 | 15 | 1 | 1 | 1 | 1 | 1 | 1 | 1 | 1 | 1 | 1 | -1 | 1 | | | | |
| 53 | 34 | 22 | 12 | 1 | 1 | 1 | 1 | 1 | 1 | 1 | 1 | 1 | 1 | -1 | 1 | | | | |
| 54 | 39 | 21 | 18 | 1 | 1 | 1 | 1 | 1 | 1 | 1 | 1 | 1 | 1 | -1 | 1 | | | | |
| 55 | 212 | 109 | 103 | 4 | 1 | 1 | 1 | 1 | 2 | 2 | 3 | 1 | 1 | 4 | -3 | | | | |
| 56 | 39 | 21 | 18 | 1 | 1 | 1 | 1 | 1 | 1 | 1 | 1 | 1 | 1 | -2 | 1 | | | | |
| 57 | 30 | 15 | 15 | 1 | 1 | 1 | 1 | 1 | 1 | 1 | 1 | 1 | 1 | -1 | 1 | | | | |
| 58 | 40 | 25 | 15 | 1 | 1 | 1 | 1 | 1 | 1 | 1 | 1 | 1 | 1 | -1 | 1 | | | | |
| 59 | 54 | 24 | 30 | 1 | 1 | 1 | 1 | 1 | 1 | 1 | 1 | 1 | 1 | -1 | 1 | | | | |
| 60 | 49 | 24 | 25 | 1 | 1 | 1 | 1 | 1 | 1 | 1 | 1 | 1 | 1 | -1 | 1 | | | | |
| 61 | 252 | 128 | 124 | 1 | 3 | 1 | 1 | 1 | 2 | 2 | 2 | 1 | 1 | -2 | 2 | | | | |
| 62 | 38 | 22 | 16 | 1 | 1 | 1 | 1 | 1 | 1 | 1 | 1 | 1 | 1 | -2 | 2 | | | | |
| 63 | 41 | 24 | 17 | 1 | 1 | 1 | 1 | 1 | 1 | 1 | 1 | 1 | 1 | -1 | 1 | | | | |
| 64 | 48 | 23 | 25 | 1 | 1 | 1 | 1 | 1 | 1 | 1 | 1 | 1 | 1 | -1 | 1 | | | | |
| 65 | 62 | 30 | 32 | 2 | 2 | 1 | 1 | 1 | 1 | 1 | 1 | 1 | 1 | -1 | 1 | | | | |
| 66 | 63 | 29 | 34 | 1 | 1 | 1 | 1 | 1 | 1 | 1 | 1 | 1 | 1 | -1 | 1 | | | | |
| 67 | 302 | 157 | 145 | 1 | 1 | 1 | 1 | 3 | 1 | 1 | 1 | 1 | 1 | -2 | 1 | | | | |
| 68 | 55 | 30 | 25 | 1 | 1 | 1 | 1 | 1 | 1 | 1 | 1 | 1 | 1 | -1 | 1 | | | | |
| 69 | 55 | 29 | 26 | 1 | 1 | 1 | 1 | 1 | 1 | 1 | 1 | 1 | 1 | -1 | 1 | | | | |
| 70 | 59 | 31 | 28 | 1 | 1 | 1 | 1 | 1 | 1 | 1 | 1 | 1 | 1 | -1 | 1 | | | | |
| 71 | 68 | 38 | 30 | 1 | 1 | 1 | 1 | 1 | 1 | 1 | 1 | 1 | 1 | -1 | 1 | | | | |
| 72 | 65 | 29 | 36 | 1 | 1 | 1 | 1 | 1 | 1 | 1 | 1 | 1 | 1 | -1 | 1 | | | | |

| | | | | | | | | | | | | | | |
|---------|-----|-----|-----|---|---|---|---|---|---|---|----|----|-----|---------|
| 50 ~ 54 | 360 | 185 | 175 | 1 | 2 | 2 | 2 | 2 | 1 | 2 | 1 | 1 | -2 | 50 ~ 54 |
| 50 | 66 | 30 | 36 | | | | | | | | | | -2 | 50 |
| 51 | 62 | 33 | 29 | 1 | 1 | 1 | 1 | 1 | 1 | 1 | 1 | 1 | 1 | 51 |
| 52 | 89 | 48 | 41 | | | | | | | | | | | 52 |
| 53 | 76 | 38 | 38 | 1 | 1 | 1 | 1 | 1 | 1 | 1 | 1 | 1 | 1 | 53 |
| 54 | 67 | 36 | 31 | | | | | | | | | | -2 | 54 |
| 55 ~ 59 | 355 | 189 | 166 | 2 | 2 | 2 | 2 | 2 | 1 | 2 | 1 | 1 | -1 | 55 ~ 59 |
| 55 | 67 | 33 | 34 | 1 | 1 | 1 | 1 | 1 | 1 | 1 | 1 | 1 | -1 | 55 |
| 56 | 79 | 44 | 35 | 1 | 1 | 1 | 1 | 1 | 1 | 1 | 1 | 1 | 1 | 56 |
| 57 | 65 | 31 | 34 | | | | | | | | | | -1 | 57 |
| 58 | 65 | 39 | 26 | | | | | | | | | | -1 | 58 |
| 59 | 79 | 42 | 37 | 1 | 1 | 1 | 1 | 1 | 1 | 1 | 1 | 1 | -1 | 59 |
| 60 ~ 64 | 402 | 190 | 212 | 1 | 1 | 3 | 1 | 4 | 3 | 1 | 2 | 2 | -3 | 60 ~ 64 |
| 60 | 65 | 27 | 38 | | | | | | | | | | -2 | 60 |
| 61 | 89 | 37 | 52 | | | | | | | | | | -1 | 61 |
| 62 | 93 | 45 | 48 | 1 | 1 | 1 | 1 | 2 | 1 | 1 | 1 | 1 | -1 | 62 |
| 63 | 70 | 37 | 33 | 1 | 1 | 1 | 1 | 1 | 1 | 1 | 1 | 1 | 1 | 63 |
| 64 | 85 | 44 | 41 | 1 | 1 | 1 | 1 | 1 | 1 | 1 | 1 | 1 | -1 | 64 |
| 65 ~ 69 | 521 | 258 | 263 | 3 | 1 | 9 | 3 | 2 | 3 | 1 | 7 | 7 | -12 | 65 ~ 69 |
| 65 | 88 | 46 | 42 | 1 | 1 | 2 | 1 | 2 | 1 | 1 | 1 | 1 | -1 | 65 |
| 66 | 91 | 51 | 40 | 1 | 1 | 1 | 1 | 2 | 1 | 1 | 2 | 2 | -2 | 66 |
| 67 | 108 | 55 | 53 | | | | | | | | | | -3 | 67 |
| 68 | 121 | 58 | 63 | 1 | 1 | 1 | 1 | 1 | 1 | 1 | 1 | 1 | -1 | 68 |
| 69 | 113 | 48 | 65 | | | | | | | | | | -5 | 69 |
| 70 ~ 74 | 415 | 193 | 222 | 1 | 1 | 2 | 1 | 1 | 1 | 1 | 5 | 4 | -6 | 70 ~ 74 |
| 70 | 109 | 59 | 50 | | | | | | | | | | -2 | 70 |
| 71 | 65 | 29 | 36 | 1 | 1 | 1 | 1 | 2 | 1 | 1 | 1 | 1 | 1 | 71 |
| 72 | 66 | 35 | 31 | | | | | | | | | | | 72 |
| 73 | 96 | 36 | 60 | | | | | | | | | | | 73 |
| 74 | 79 | 34 | 45 | | | | | | | | | | | 74 |
| 75 ~ 79 | 441 | 173 | 268 | 1 | 1 | 2 | 4 | 1 | 2 | 1 | 2 | 2 | -2 | 75 ~ 79 |
| 75 | 107 | 40 | 67 | | | | | | | | | | | 75 |
| 76 | 78 | 33 | 45 | | | | | | | | | | -14 | 76 |
| 77 | 89 | 38 | 51 | | | | | | | | | | -2 | 77 |
| 78 | 75 | 32 | 43 | | | | | | | | | | -3 | 78 |
| 79 | 92 | 30 | 62 | | | | | | | | | | -4 | 79 |
| 80 ~ 84 | 417 | 139 | 278 | 1 | 1 | 1 | 3 | 1 | 4 | 3 | 10 | 6 | -12 | 80 ~ 84 |
| 80 | 100 | 33 | 67 | | | | | | | | | | -3 | 80 |
| 81 | 82 | 27 | 55 | 1 | 1 | 1 | 2 | 1 | 2 | 1 | 2 | 1 | -2 | 81 |
| 82 | 93 | 32 | 61 | | | | | | | | | | -3 | 82 |
| 83 | 80 | 24 | 56 | | | | | | | | | | -4 | 83 |
| 84 | 62 | 23 | 39 | | | | | | | | | | -2 | 84 |
| 85 ~ 89 | 261 | 81 | 180 | 2 | 3 | 1 | 3 | 1 | 1 | 1 | 12 | 13 | -11 | 85 ~ 89 |
| 85 | 69 | 25 | 44 | 2 | 2 | 1 | 3 | 1 | 4 | 3 | 10 | 11 | -13 | 85 |
| 86 | 58 | 17 | 41 | | | | | | | | | | -1 | 86 |
| 87 | 50 | 12 | 38 | 1 | 1 | 1 | 1 | 1 | 1 | 1 | 3 | 2 | -4 | 87 |
| 88 | 50 | 16 | 34 | | | | | | | | | | -1 | 88 |
| 89 | 34 | 11 | 23 | | | | | | | | | | -2 | 89 |
| 90 ~ 94 | 108 | 24 | 84 | 1 | 1 | 1 | 1 | 1 | 1 | 1 | 8 | 11 | -7 | 90 ~ 94 |
| 90 | 38 | 11 | 27 | | | | | | | | | | -1 | 90 |
| 91 | 24 | 7 | 17 | 1 | 1 | 1 | 1 | 1 | 1 | 1 | 2 | 2 | -1 | 91 |
| 92 | 25 | 3 | 22 | | | | | | | | | | -4 | 92 |
| 93 | 9 | | 9 | | | | | | | | | | -3 | 93 |
| 94 | 12 | 3 | 9 | | | | | | | | | | -4 | 94 |
| 95 ~ 99 | 22 | 2 | 20 | 2 | 2 | 2 | 2 | 2 | 2 | 2 | 1 | 2 | -1 | 95 ~ 99 |
| 95 | 7 | 2 | 5 | | | | | | | | | | -2 | 95 |
| 96 | 8 | | 8 | | | | | | | | | | | 96 |
| 97 | 6 | | 6 | | | | | | | | | | | 97 |
| 98 | 1 | | 1 | | | | | | | | | | -1 | 98 |
| 99 | | | | | | | | | | | | | | 99 |
| 100 ~ | 4 | 4 | 4 | 4 | 4 | 4 | 4 | 4 | 4 | 4 | 4 | 4 | -5 | 100 ~ |
| 年齢不詳 | 6 | | | | | | | | | | | 5 | | 年齢不詳 |
| 計 | | | | | | | | | | | | | | 計 |
| 出生数 | | | | | | | | | | | | | | 出生数 |
| 男 | | | | | | | | | | | | | | 男 |
| 人 | | | | | | | | | | | | | | 人 |
| 男 | | | | | | | | | | | | | | 男 |
| 7 | | | | | | | | | | | | | | 7 |
| 人 | | | | | | | | | | | | | | 人 |
| 17 | | | | | | | | | | | | | | 17 |
| 人 | | | | | | | | | | | | | | 人 |

※0歳の「差引増減」は、出生数を含めて算出している。

市町村名：小坂町

| 年齢 | 平成29年10月1日現在の人口 | | | | | | | | | | 平成28年10月～平成29年9月の人口動態 | | | | | | | | | | 年齢 | | | | | | | | | | | | | | | |
|-------|-----------------|------|------|----|----|----|----|----|----|----|-----------------------|----|----|-----|-----|----|---|---|---|---|----|----|---|---|---|---|----|---|---|---|---|------|--|---|--|--|
| | 総数 | | | | | 男 | | | | | 女 | | | | | 転入 | | | | | | 転出 | | | | | 死亡 | | | | | 差引増減 | | | | |
| | 総数 | | 男 | | 女 | | 男 | | 女 | | 男 | | 女 | | 男 | | 女 | | 男 | | | 女 | | 男 | | 女 | | 男 | | 女 | | 男 | | 女 | | |
| | 総数 | 男 | 女 | 男 | 女 | 男 | 女 | 男 | 女 | 男 | 女 | 男 | 女 | 男 | 女 | 男 | 女 | 男 | 女 | 男 | | 女 | 男 | 女 | 男 | 女 | 男 | 女 | 男 | 女 | 男 | 女 | | | | |
| 総数 | 5078 | 2361 | 2717 | 24 | 30 | 29 | 11 | 47 | 38 | 29 | 28 | 60 | 45 | -73 | -63 | 9 | 0 | 4 | | | | | | | | | | | | | | | | | | |
| 0～4 | 103 | 59 | 44 | 2 | 3 | 1 | 1 | 2 | 2 | 2 | 2 | 11 | 2 | 11 | 9 | 7 | 0 | 4 | | | | | | | | | | | | | | | | | | |
| 5～9 | 141 | 61 | 80 | | | | | | | | | | | | | | | | | | | | | | | | | | | | | | | | | |
| 10～14 | 177 | 93 | 84 | | | | | | | | | | | | | | | | | | | | | | | | | | | | | | | | | |
| 15～19 | 225 | 119 | 106 | | | | | | | | | | | | | | | | | | | | | | | | | | | | | | | | | |
| 20～24 | 72 | 46 | 26 | | | | | | | | | | | | | | | | | | | | | | | | | | | | | | | | | |
| 25～29 | 120 | 65 | 55 | | | | | | | | | | | | | | | | | | | | | | | | | | | | | | | | | |
| 30～34 | 162 | 86 | 76 | | | | | | | | | | | | | | | | | | | | | | | | | | | | | | | | | |
| 35～39 | 212 | 109 | 103 | | | | | | | | | | | | | | | | | | | | | | | | | | | | | | | | | |
| 40～44 | 252 | 128 | 124 | | | | | | | | | | | | | | | | | | | | | | | | | | | | | | | | | |
| 45～49 | 302 | 157 | 145 | | | | | | | | | | | | | | | | | | | | | | | | | | | | | | | | | |
| 50～54 | 355 | 180 | 175 | | | | | | | | | | | | | | | | | | | | | | | | | | | | | | | | | |
| 55～59 | 405 | 205 | 200 | | | | | | | | | | | | | | | | | | | | | | | | | | | | | | | | | |
| 60～64 | 455 | 230 | 225 | | | | | | | | | | | | | | | | | | | | | | | | | | | | | | | | | |
| 65～69 | 505 | 255 | 250 | | | | | | | | | | | | | | | | | | | | | | | | | | | | | | | | | |
| 70～74 | 555 | 280 | 275 | | | | | | | | | | | | | | | | | | | | | | | | | | | | | | | | | |
| 75～79 | 605 | 305 | 300 | | | | | | | | | | | | | | | | | | | | | | | | | | | | | | | | | |
| 80～84 | 655 | 330 | 325 | | | | | | | | | | | | | | | | | | | | | | | | | | | | | | | | | |
| 85～89 | 705 | 355 | 350 | | | | | | | | | | | | | | | | | | | | | | | | | | | | | | | | | |
| 90～94 | 755 | 380 | 375 | | | | | | | | | | | | | | | | | | | | | | | | | | | | | | | | | |
| 95～99 | 805 | 405 | 400 | | | | | | | | | | | | | | | | | | | | | | | | | | | | | | | | | |
| 100～ | 855 | 430 | 425 | | | | | | | | | | | | | | | | | | | | | | | | | | | | | | | | | |

| | | | | | | | | | | | | | | | | | | | |
|---------|-----|-----|-----|---|---|---|---|---|----|----|-----|---------|---|---|---|---|---|----|---|
| 50 ~ 54 | 360 | 185 | 175 | 1 | 2 | 2 | 2 | 2 | 1 | 2 | -2 | 50 ~ 54 | | | | | | | |
| 50 | 66 | 30 | 36 | | | | | | 1 | 1 | -2 | 50 | | | | | | | |
| 51 | 62 | 33 | 29 | | 1 | | | | | | 1 | 51 | | | | | | | |
| 52 | 89 | 48 | 41 | | | | | | | | | 52 | | | | | | | |
| 53 | 76 | 38 | 38 | | 1 | | | | 1 | | 1 | 53 | | | | | | | |
| 54 | 67 | 36 | 31 | | | | 2 | 2 | | | -2 | 54 | | | | | | | |
| 55 ~ 59 | 355 | 189 | 166 | | 2 | 2 | 2 | 2 | 1 | 1 | -1 | 55 ~ 59 | | | | | | | |
| 55 | 67 | 33 | 34 | | 1 | 1 | 1 | 1 | | | | 55 | | | | | | | |
| 56 | 79 | 44 | 35 | | 1 | 1 | | | | | 1 | 56 | | | | | | | |
| 57 | 65 | 31 | 34 | | | 1 | 1 | 1 | | | -1 | 57 | | | | | | | |
| 58 | 65 | 39 | 26 | | | | | | 1 | | -1 | 58 | | | | | | | |
| 59 | 79 | 42 | 37 | | 1 | 1 | 1 | 1 | | | | 59 | | | | | | | |
| 60 ~ 64 | 402 | 190 | 212 | | 1 | 3 | 4 | 3 | 1 | 2 | -3 | 60 ~ 64 | | | | | | | |
| 60 | 65 | 27 | 38 | | 1 | 1 | 1 | 2 | 1 | 1 | -2 | 60 | | | | | | | |
| 61 | 89 | 37 | 52 | | | | | | | | | 61 | | | | | | | |
| 62 | 93 | 45 | 48 | | 1 | 1 | 2 | 1 | | | -1 | 62 | | | | | | | |
| 63 | 70 | 37 | 33 | | | 1 | | 1 | | | 1 | 63 | | | | | | | |
| 64 | 85 | 44 | 41 | | 1 | 1 | 1 | 1 | 1 | | -1 | 64 | | | | | | | |
| 65 ~ 69 | 521 | 258 | 263 | | 3 | 9 | 9 | 3 | 1 | 7 | -12 | 65 ~ 69 | | | | | | | |
| 65 | 88 | 46 | 42 | | 1 | 2 | 2 | 2 | 1 | 1 | -1 | 65 | | | | | | | |
| 66 | 91 | 51 | 40 | | 1 | 1 | 2 | 2 | 1 | 2 | -2 | 66 | | | | | | | |
| 67 | 108 | 55 | 53 | | | 2 | 2 | 2 | | | -3 | 67 | | | | | | | |
| 68 | 121 | 58 | 63 | | 1 | 1 | 1 | 1 | | | -1 | 68 | | | | | | | |
| 69 | 113 | 48 | 65 | | | 1 | 3 | 2 | 2 | 2 | -5 | 69 | | | | | | | |
| 70 ~ 74 | 415 | 193 | 222 | | 1 | 2 | 2 | 2 | 1 | 5 | -6 | 70 ~ 74 | | | | | | | |
| 70 | 109 | 59 | 50 | | 1 | 1 | 2 | 2 | 1 | 1 | -2 | 70 | | | | | | | |
| 71 | 65 | 29 | 36 | | | | | | | | | 71 | | | | | | | |
| 72 | 66 | 35 | 31 | | | | | | | | | 72 | | | | | | | |
| 73 | 96 | 36 | 60 | | | | | | | | | 73 | | | | | | | |
| 74 | 79 | 34 | 45 | | | 1 | 1 | 1 | 2 | 2 | -2 | 74 | | | | | | | |
| 75 ~ 79 | 441 | 173 | 268 | | 1 | 2 | 4 | 4 | 2 | 12 | -14 | 75 ~ 79 | | | | | | | |
| 75 | 107 | 40 | 67 | | | | | | | | | 75 | | | | | | | |
| 76 | 78 | 33 | 45 | | | | | | 2 | 2 | -2 | 76 | | | | | | | |
| 77 | 89 | 38 | 51 | | | 1 | 2 | 1 | 2 | 2 | -3 | 77 | | | | | | | |
| 78 | 75 | 32 | 43 | | | | 1 | 1 | 4 | 4 | -2 | 78 | | | | | | | |
| 79 | 92 | 30 | 62 | | | 1 | 1 | 1 | 3 | 3 | -4 | 79 | | | | | | | |
| 80 ~ 84 | 417 | 139 | 278 | | 1 | 1 | 1 | 3 | 4 | 10 | -12 | 80 ~ 84 | | | | | | | |
| 80 | 100 | 33 | 67 | | | | | | | 2 | -3 | 80 | | | | | | | |
| 81 | 82 | 27 | 55 | | 1 | 1 | | 2 | 2 | 1 | -2 | 81 | | | | | | | |
| 82 | 93 | 32 | 61 | | | | | | 3 | 2 | -3 | 82 | | | | | | | |
| 83 | 80 | 24 | 56 | | | | | 1 | 3 | 3 | -4 | 83 | | | | | | | |
| 84 | 62 | 23 | 39 | | | | 1 | 1 | 2 | 2 | -2 | 84 | | | | | | | |
| 85 ~ 89 | 261 | 81 | 180 | | 2 | 3 | 1 | 3 | 12 | 13 | -11 | 85 ~ 89 | | | | | | | |
| 85 | 69 | 25 | 44 | | 2 | | | | 2 | 1 | -1 | 85 | | | | | | | |
| 86 | 58 | 17 | 41 | | | 2 | 1 | 1 | 3 | 2 | -4 | 86 | | | | | | | |
| 87 | 50 | 12 | 38 | | | 1 | | | 1 | 4 | -4 | 87 | | | | | | | |
| 88 | 50 | 16 | 34 | | | | | 1 | 2 | 4 | -2 | 88 | | | | | | | |
| 89 | 34 | 11 | 23 | | | | | | 4 | 2 | -4 | 89 | | | | | | | |
| 90 ~ 94 | 108 | 24 | 84 | | 1 | | | 1 | 8 | 11 | -7 | 90 ~ 94 | | | | | | | |
| 90 | 38 | 11 | 27 | | | | | | 1 | 1 | -2 | 90 | | | | | | | |
| 91 | 24 | 7 | 17 | | 1 | | 1 | | 2 | 2 | -1 | 91 | | | | | | | |
| 92 | 25 | 3 | 22 | | | | | | 4 | 3 | -4 | 92 | | | | | | | |
| 93 | 9 | | 9 | | | | | | 1 | 4 | -4 | 93 | | | | | | | |
| 94 | 12 | 3 | 9 | | | | | | 1 | 2 | -2 | 94 | | | | | | | |
| 95 ~ 99 | 22 | 2 | 20 | | | | | | 1 | 2 | -1 | 95 ~ 99 | | | | | | | |
| 95 | 7 | 2 | 5 | | | | | | 2 | 2 | -2 | 95 | | | | | | | |
| 96 | 8 | | 8 | | | | | | | | | 96 | | | | | | | |
| 97 | 6 | | 6 | | | | | | | | | 97 | | | | | | | |
| 98 | 1 | | 1 | | | | | | 1 | | -1 | 98 | | | | | | | |
| 99 | | | | | | | | | | | | 99 | | | | | | | |
| 100 ~ | 4 | 4 | 4 | | | | | | | 5 | -5 | 100 ~ | | | | | | | |
| 年齢不詳 | 6 | | | | | | | | | | | 年齢不詳 | | | | | | | |
| 出生数 | | | | | | | | | | | 男 | 10 | 人 | 女 | 7 | 人 | 計 | 17 | 人 |

※0歳の「差引増減」は、出生数を含めて算出している。

市町村名：北秋田郡

| 年齢 | 平成29年10月1日現在の人口 | | | | | | | | | | | | 平成28年10月～平成29年9月の人口動態 | | | | | | | | | | 年齢 |
|-----|-----------------|------|------|------|----|----|----|---|---|---|----|----|-----------------------|----|----|---|---|---|---|--|-------|--|----|
| | 総数 | 男 | 女 | 1194 | 17 | 12 | 16 | 9 | 7 | 8 | 13 | 10 | 12 | 29 | 38 | 男 | 女 | 男 | 女 | | | | |
| 0～4 | 2243 | 1049 | 1194 | | | | | | | | | | | | | | | | | | 総数 | | |
| 5 | 37 | 20 | 17 | | | | | | | | | | | | | | | | | | 0～4 | | |
| 6 | 7 | 4 | 3 | | | | | | | | | | | | | | | | | | 5 | | |
| 7 | 6 | 3 | 3 | | | | | 1 | | | | | | | | | | | | | 6 | | |
| 8 | 3 | 3 | 3 | | | | | | | | | | | | | | | | | | 7 | | |
| 9 | 10 | 4 | 6 | | | 1 | | | | | | | | | | | | | | | 8 | | |
| 10 | 11 | 6 | 5 | | | | | | | | | | | | | | | | | | 9 | | |
| 11 | 40 | 21 | 19 | | | 1 | | | | | | | | | | | | | | | 10～14 | | |
| 12 | 6 | 4 | 2 | | | | | | | | | | | | | | | | | | 15 | | |
| 13 | 7 | 4 | 3 | | | | | | | | | | | | | | | | | | 16 | | |
| 14 | 10 | 5 | 5 | | | 1 | | | | | | | | | | | | | | | 17 | | |
| 15 | 8 | 2 | 6 | | | | | | | | | | | | | | | | | | 18 | | |
| 16 | 9 | 6 | 3 | | | 1 | | | | | | | | | | | | | | | 19 | | |
| 17 | 52 | 25 | 27 | | | 1 | | | | | | | | | | | | | | | 20～24 | | |
| 18 | 10 | 6 | 4 | | | | | | | | | | | | | | | | | | 21 | | |
| 19 | 11 | 5 | 6 | | | | | | | | | | | | | | | | | | 22 | | |
| 20 | 15 | 6 | 9 | | | 1 | | | | | | | | | | | | | | | 23 | | |
| 21 | 15 | 6 | 9 | | | | | | | | | | | | | | | | | | 24 | | |
| 22 | 8 | 3 | 5 | | | | | | | | | | | | | | | | | | 25～29 | | |
| 23 | 61 | 32 | 29 | | | 1 | | | | | | | | | | | | | | | 30～34 | | |
| 24 | 13 | 7 | 6 | | | | | | | | | | | | | | | | | | 35 | | |
| 25 | 32 | 22 | 10 | | | 1 | | | | | | | | | | | | | | | 36 | | |
| 26 | 15 | 7 | 8 | | | | | | | | | | | | | | | | | | 37 | | |
| 27 | 7 | 4 | 4 | | | | | | | | | | | | | | | | | | 38 | | |
| 28 | 2 | 2 | 2 | | | | | | | | | | | | | | | | | | 39 | | |
| 29 | 6 | 4 | 4 | | | | | | | | | | | | | | | | | | 40～44 | | |
| 30 | 10 | 8 | 6 | | | | | | | | | | | | | | | | | | 45 | | |
| 31 | 52 | 35 | 17 | | | | | | | | | | | | | | | | | | 46 | | |
| 32 | 11 | 7 | 4 | | | | | | | | | | | | | | | | | | 47 | | |
| 33 | 7 | 5 | 2 | | | | | | | | | | | | | | | | | | 48 | | |
| 34 | 3 | 2 | 2 | | | | | | | | | | | | | | | | | | 49 | | |
| 35 | 7 | 5 | 2 | | | | | | | | | | | | | | | | | | 総数 | | |
| 36 | 32 | 9 | 3 | | | | | | | | | | | | | | | | | | 0～4 | | |
| 37 | 13 | 6 | 5 | | | | | | | | | | | | | | | | | | 5 | | |
| 38 | 13 | 8 | 5 | | | | | | | | | | | | | | | | | | 6 | | |
| 39 | 12 | 9 | 3 | | | | | | | | | | | | | | | | | | 7 | | |
| 40 | 83 | 45 | 38 | | | | | | | | | | | | | | | | | | 8 | | |
| 41 | 15 | 10 | 5 | | | | | | | | | | | | | | | | | | 9 | | |
| 42 | 13 | 8 | 5 | | | | | | | | | | | | | | | | | | 10 | | |
| 43 | 20 | 8 | 12 | | | | | | | | | | | | | | | | | | 11 | | |
| 44 | 19 | 9 | 10 | | | | | | | | | | | | | | | | | | 12 | | |
| 45 | 16 | 10 | 6 | | | | | | | | | | | | | | | | | | 13 | | |
| 46 | 84 | 43 | 41 | | | | | | | | | | | | | | | | | | 14 | | |
| 47 | 23 | 17 | 6 | | | 2 | | | | | | | | | | | | | | | 15 | | |
| 48 | 24 | 8 | 16 | | | | | | | | | | | | | | | | | | 16 | | |
| 49 | 31 | 18 | 13 | | | | | | | | | | | | | | | | | | 17 | | |
| | 24 | 15 | 9 | | | | | | | | | | | | | | | | | | 18 | | |
| | 31 | 15 | 16 | | | | | | | | | | | | | | | | | | 19 | | |
| | 24 | 15 | 16 | | | | | | | | | | | | | | | | | | 20 | | |
| | 31 | 15 | 16 | | | | | | | | | | | | | | | | | | 21 | | |
| | 24 | 15 | 16 | | | | | | | | | | | | | | | | | | 22 | | |
| | 31 | 15 | 16 | | | | | | | | | | | | | | | | | | 23 | | |
| | 24 | 15 | 16 | | | | | | | | | | | | | | | | | | 24 | | |
| | 31 | 15 | 16 | | | | | | | | | | | | | | | | | | 25 | | |
| | 24 | 15 | 16 | | | | | | | | | | | | | | | | | | 26 | | |
| | 31 | 15 | 16 | | | | | | | | | | | | | | | | | | 27 | | |
| | 24 | 15 | 16 | | | | | | | | | | | | | | | | | | 28 | | |
| | 31 | 15 | 16 | | | | | | | | | | | | | | | | | | 29 | | |
| | 24 | 15 | 16 | | | | | | | | | | | | | | | | | | 30 | | |
| | 31 | 15 | 16 | | | | | | | | | | | | | | | | | | 31 | | |
| | 24 | 15 | 16 | | | | | | | | | | | | | | | | | | 32 | | |
| | 31 | 15 | 16 | | | | | | | | | | | | | | | | | | 33 | | |
| | 24 | 15 | 16 | | | | | | | | | | | | | | | | | | 34 | | |
| | 31 | 15 | 16 | | | | | | | | | | | | | | | | | | 35 | | |
| | 24 | 15 | 16 | | | | | | | | | | | | | | | | | | 36 | | |
| | 31 | 15 | 16 | | | | | | | | | | | | | | | | | | 37 | | |
| | 24 | 15 | 16 | | | | | | | | | | | | | | | | | | 38 | | |
| | 31 | 15 | 16 | | | | | | | | | | | | | | | | | | 39 | | |
| | 24 | 15 | 16 | | | | | | | | | | | | | | | | | | 40 | | |
| | 31 | 15 | 16 | | | | | | | | | | | | | | | | | | 41 | | |
| | 24 | 15 | 16 | | | | | | | | | | | | | | | | | | 42 | | |
| | 31 | 15 | 16 | | | | | | | | | | | | | | | | | | 43 | | |
| | 24 | 15 | 16 | | | | | | | | | | | | | | | | | | 44 | | |
| | 31 | 15 | 16 | | | | | | | | | | | | | | | | | | 45 | | |
| | 24 | 15 | 16 | | | | | | | | | | | | | | | | | | 46 | | |
| | 31 | 15 | 16 | | | | | | | | | | | | | | | | | | 47 | | |
| | 24 | 15 | 16 | | | | | | | | | | | | | | | | | | 48 | | |
| | 31 | 15 | 16 | | | | | | | | | | | | | | | | | | 49 | | |

| 50 ~ 54 | 71 | 64 | 50 ~ 54 | 50 ~ 54 |
|---------|-----|-----|---------|---------|
| 135 | 15 | 15 | 1 | 50 |
| 30 | 18 | 6 | | 51 |
| 27 | 10 | 17 | | 52 |
| 32 | 21 | 11 | | 53 |
| 156 | 13 | 15 | | 54 |
| 83 | 73 | | 2 | 55 ~ 59 |
| 18 | 14 | | 1 | 55 |
| 30 | 16 | 14 | | 56 |
| 25 | 12 | 13 | | 57 |
| 33 | 16 | 17 | | 58 |
| 36 | 21 | 15 | | 59 |
| 193 | 107 | 86 | 1 | 60 ~ 64 |
| 30 | 16 | 14 | 1 | 60 |
| 32 | 15 | 17 | | 61 |
| 59 | 35 | 24 | 1 | 62 |
| 29 | 19 | 10 | | 63 |
| 43 | 22 | 21 | | 64 |
| 235 | 119 | 116 | 1 | 65 ~ 69 |
| 47 | 25 | 22 | | 65 |
| 50 | 27 | 23 | | 66 |
| 46 | 25 | 21 | | 67 |
| 57 | 22 | 35 | | 68 |
| 35 | 20 | 15 | | 69 |
| 189 | 83 | 106 | 1 | 70 ~ 74 |
| 46 | 19 | 27 | 1 | 70 |
| 29 | 10 | 19 | | 71 |
| 22 | 12 | 10 | | 72 |
| 47 | 23 | 24 | 1 | 73 |
| 45 | 19 | 26 | | 74 |
| 210 | 85 | 125 | 4 | 75 ~ 79 |
| 48 | 20 | 28 | 1 | 75 |
| 38 | 11 | 27 | 1 | 76 |
| 42 | 16 | 26 | 1 | 77 |
| 39 | 17 | 22 | | 78 |
| 43 | 21 | 22 | 1 | 79 |
| 204 | 73 | 131 | 7 | 80 ~ 84 |
| 39 | 16 | 23 | 1 | 80 |
| 45 | 19 | 26 | | 81 |
| 38 | 14 | 24 | | 82 |
| 36 | 10 | 26 | | 83 |
| 46 | 14 | 32 | | 84 |
| 189 | 62 | 127 | 10 | 85 ~ 89 |
| 42 | 12 | 30 | 7 | 85 |
| 35 | 13 | 22 | 1 | 86 |
| 43 | 18 | 25 | 2 | 87 |
| 30 | 5 | 25 | 5 | 88 |
| 39 | 14 | 25 | 3 | 89 |
| 95 | 20 | 75 | 4 | 90 ~ 94 |
| 31 | 4 | 27 | 10 | 90 |
| 26 | 2 | 24 | 3 | 91 |
| 18 | 8 | 10 | 2 | 92 |
| 11 | 2 | 9 | 2 | 93 |
| 9 | 4 | 5 | 1 | 94 |
| 21 | 3 | 18 | 1 | 95 ~ 99 |
| 12 | 4 | 8 | 6 | 95 |
| 2 | -1 | 3 | 2 | 96 |
| 6 | 1 | 5 | 1 | 97 |
| -1 | -1 | | 1 | 98 |
| 2 | | 2 | | 99 |
| -1 | | -1 | 4 | 100 ~ |
| | | | | 年齢不詳 |
| 出生数 | | | | 計 |
| 男 | 4 | 人 | 女 | 3 |
| | | | | 人 |
| | | | | 7 |
| | | | | 人 |

※0歳の「差引増減」は、出生数を含めて算出している。

| 年齢 総数 | 平成29年10月1日現在の人口 | | | | | | | | | | 平成28年10月～平成29年9月の人口動態 | | | | | | | | | | 年齢 総数 | | | | |
|----------|-----------------|------|------|----|----|----|---|----|----|----|-----------------------|----|----|-----|---|------|-----|----|---|-----|----------|----|---|----|---|
| | 転入 | | | | | 転出 | | | | | 死亡 | | | | | 差引増減 | | | | | | | | | |
| | 県内 | | 県外 | | 総 | 県内 | | 県外 | | 総 | 県内 | | 県外 | | 総 | 県内 | | 県外 | | 総 | | 県内 | | 県外 | |
| | 男 | 女 | 男 | 女 | 数 | 男 | 女 | 男 | 女 | 数 | 男 | 女 | 男 | 女 | 数 | 男 | 女 | 男 | 女 | 数 | | 男 | 女 | 男 | 女 |
| 0～4 | 2243 | 1049 | 1194 | 12 | 16 | 9 | 7 | 8 | 13 | 10 | 12 | 29 | 38 | -37 | 5 | 5 | -22 | 5 | 5 | 0～4 | 3 | 0 | 3 | 0 | |
| 5 | 37 | 20 | 17 | 1 | 1 | 1 | 1 | 1 | 1 | 1 | 1 | 1 | 1 | 1 | 1 | 1 | 1 | 1 | 1 | 5 | 4 | 3 | 1 | | |
| 6 | 7 | 4 | 3 | | | | | | | | | | | | | | | | | 6 | | | | | |
| 7 | 6 | 3 | 3 | | | | | | | | | | | | | | | | | 7 | | | | | |
| 8 | 3 | 3 | 3 | | | | | | | | | | | | | | | | | 8 | | | | | |
| 9 | 10 | 4 | 6 | 1 | | | | | | | | | | | | | | | | 9 | | | | | |
| 10 | 11 | 6 | 5 | | | | | | | | | | | | | | | | | 10 | | | | | |
| 11 | 40 | 21 | 19 | 1 | 1 | 1 | | | | | | | | | | | | | | 11 | | | | | |
| 12 | 6 | 4 | 2 | | | | | | | | | | | | | | | | | 12 | | | | | |
| 13 | 7 | 4 | 3 | | | | | | | | | | | | | | | | | 13 | | | | | |
| 14 | 10 | 5 | 5 | 1 | 1 | 1 | | | | | | | | | | | | | | 14 | | | | | |
| 15 | 8 | 3 | 5 | | | | | | | | | | | | | | | | | 15 | | | | | |
| 16 | 61 | 32 | 29 | 1 | 1 | 1 | | | | | | | | | | | | | | 16 | | | | | |
| 17 | 13 | 7 | 6 | | | | | | | | | | | | | | | | | 17 | | | | | |
| 18 | 10 | 6 | 4 | | | | | | | | | | | | | | | | | 18 | | | | | |
| 19 | 12 | 6 | 6 | | | | | | | | | | | | | | | | | 19 | | | | | |
| 20 | 13 | 6 | 7 | | | | | | | | | | | | | | | | | 20 | | | | | |
| 21 | 13 | 7 | 6 | | | | | | | | | | | | | | | | | 21 | | | | | |
| 22 | 32 | 22 | 10 | 1 | 2 | 2 | 2 | 3 | 2 | 3 | 5 | | | | | | | | | 22 | | | | | |
| 23 | 15 | 7 | 8 | | | | | | | | | | | | | | | | | 23 | | | | | |
| 24 | 1 | 2 | -1 | | | | | | | | | | | | | | | | | 24 | | | | | |
| 25 | 6 | 4 | 2 | | | | | | | | | | | | | | | | | 25 | | | | | |
| 26 | 10 | 8 | 2 | | | | | | | | | | | | | | | | | 26 | | | | | |
| 27 | 10 | 6 | 4 | | | | | | | | | | | | | | | | | 27 | | | | | |
| 28 | 10 | 6 | 4 | | | | | | | | | | | | | | | | | 28 | | | | | |
| 29 | 10 | 6 | 4 | | | | | | | | | | | | | | | | | 29 | | | | | |
| 30 | 52 | 35 | 17 | | | | | | | | | | | | | | | | | 30 | | | | | |
| 31 | 11 | 7 | 4 | | | | | | | | | | | | | | | | | 31 | | | | | |
| 32 | 7 | 5 | 2 | | | | | | | | | | | | | | | | | 32 | | | | | |
| 33 | 32 | 9 | 3 | | | | | | | | | | | | | | | | | 33 | | | | | |
| 34 | 13 | 8 | 5 | | | | | | | | | | | | | | | | | 34 | | | | | |
| 35 | 12 | 9 | 3 | | | | | | | | | | | | | | | | | 35 | | | | | |
| 36 | 83 | 45 | 38 | | | | | | | | | | | | | | | | | 36 | | | | | |
| 37 | 15 | 10 | 5 | | | | | | | | | | | | | | | | | 37 | | | | | |
| 38 | 13 | 8 | 5 | | | | | | | | | | | | | | | | | 38 | | | | | |
| 39 | 20 | 8 | 12 | | | | | | | | | | | | | | | | | 39 | | | | | |
| 40 | 19 | 9 | 10 | | | | | | | | | | | | | | | | | 40 | | | | | |
| 41 | 16 | 10 | 6 | | | | | | | | | | | | | | | | | 41 | | | | | |
| 42 | 84 | 43 | 41 | | | | | | | | | | | | | | | | | 42 | | | | | |
| 43 | 7 | 7 | 7 | | | | | | | | | | | | | | | | | 43 | | | | | |
| 44 | 21 | 11 | 10 | | | | | | | | | | | | | | | | | 44 | | | | | |
| 45 | 17 | 12 | 5 | | | | | | | | | | | | | | | | | 45 | | | | | |
| 46 | 43 | 3 | 14 | | | | | | | | | | | | | | | | | 46 | | | | | |
| 47 | 15 | 10 | 5 | | | | | | | | | | | | | | | | | 47 | | | | | |
| 48 | 133 | 73 | 60 | | | | | | | | | | | | | | | | | 48 | | | | | |
| 49 | 23 | 17 | 6 | | | | | | | | | | | | | | | | | 49 | | | | | |
| | 24 | 8 | 16 | | | | | | | | | | | | | | | | | | | | | | |
| | 31 | 18 | 13 | | | | | | | | | | | | | | | | | | | | | | |
| | 24 | 15 | 9 | | | | | | | | | | | | | | | | | | | | | | |
| | 31 | 15 | 16 | | | | | | | | | | | | | | | | | | | | | | |

| 50～54 | 55～59 | 60～64 | 65～69 | 70～74 | 75～79 | 80～84 | 85～89 | 90～94 | 95～99 | 100～ | 年齢不詳 | 計 |
|-------|-------|-------|-------|-------|-------|-------|-------|-------|-------|------|------|---|
| 135 | 71 | 64 | | | | | | | | | | |
| 30 | 15 | 15 | | | | | | | | | | |
| 51 | 18 | 6 | | | | | | | | | | |
| 27 | 10 | 17 | | | | | | | | | | |
| 32 | 21 | 11 | | | | | | | | | | |
| 156 | 83 | 73 | | | | | | | | | | |
| 32 | 18 | 14 | | | | | | | | | | |
| 30 | 16 | 14 | | | | | | | | | | |
| 25 | 12 | 13 | | | | | | | | | | |
| 33 | 16 | 17 | | | | | | | | | | |
| 36 | 21 | 15 | | | | | | | | | | |
| 193 | 107 | 86 | | | | | | | | | | |
| 30 | 16 | 14 | | | | | | | | | | |
| 32 | 15 | 17 | | | | | | | | | | |
| 59 | 35 | 24 | | | | | | | | | | |
| 29 | 19 | 10 | | | | | | | | | | |
| 43 | 22 | 21 | | | | | | | | | | |
| 235 | 119 | 116 | | | | | | | | | | |
| 47 | 25 | 22 | | | | | | | | | | |
| 50 | 27 | 23 | | | | | | | | | | |
| 46 | 25 | 21 | | | | | | | | | | |
| 57 | 22 | 35 | | | | | | | | | | |
| 35 | 20 | 15 | | | | | | | | | | |
| 189 | 83 | 106 | | | | | | | | | | |
| 46 | 19 | 27 | | | | | | | | | | |
| 29 | 10 | 19 | | | | | | | | | | |
| 22 | 12 | 10 | | | | | | | | | | |
| 47 | 23 | 24 | | | | | | | | | | |
| 45 | 19 | 26 | | | | | | | | | | |
| 210 | 85 | 125 | | | | | | | | | | |
| 48 | 20 | 28 | | | | | | | | | | |
| 38 | 11 | 27 | | | | | | | | | | |
| 42 | 16 | 26 | | | | | | | | | | |
| 39 | 17 | 22 | | | | | | | | | | |
| 43 | 21 | 22 | | | | | | | | | | |
| 204 | 73 | 131 | | | | | | | | | | |
| 39 | 16 | 23 | | | | | | | | | | |
| 45 | 19 | 26 | | | | | | | | | | |
| 38 | 14 | 24 | | | | | | | | | | |
| 36 | 10 | 26 | | | | | | | | | | |
| 46 | 14 | 32 | | | | | | | | | | |
| 189 | 62 | 127 | | | | | | | | | | |
| 42 | 12 | 30 | | | | | | | | | | |
| 35 | 13 | 22 | | | | | | | | | | |
| 43 | 18 | 25 | | | | | | | | | | |
| 30 | 5 | 25 | | | | | | | | | | |
| 39 | 14 | 25 | | | | | | | | | | |
| 95 | 20 | 75 | | | | | | | | | | |
| 31 | 4 | 27 | | | | | | | | | | |
| 26 | 2 | 24 | | | | | | | | | | |
| 18 | 8 | 10 | | | | | | | | | | |
| 11 | 2 | 9 | | | | | | | | | | |
| 9 | 4 | 5 | | | | | | | | | | |
| 21 | 3 | 18 | | | | | | | | | | |
| 12 | 4 | 8 | | | | | | | | | | |
| 2 | -1 | 3 | | | | | | | | | | |
| 6 | 1 | 5 | | | | | | | | | | |
| -1 | -1 | | | | | | | | | | | |
| 2 | | 2 | | | | | | | | | | |
| -1 | | -1 | | | | | | | | | | |
| 100～ | | | | | | | | | | | | |
| 年齢不詳 | | | | | | | | | | | | |
| 出生数 | 男 | 4 | 人 | 女 | 3 | 人 | 計 | 7 | 人 | | | |

※0歳の「差引増減」は、出生数を含めて算出している。

市町村名：山本郡

| 年齢 | 平成29年10月1日現在の人口 | | 平成28年10月～平成29年9月の人口動態 | | | | | | | | | | | | | | | | 年齢 |
|-------|-----------------|-------|-----------------------|-----|-----|----|----|-----|------|-----|-----|-----|-----|-----|------|------|----|----|-----|
| | 総数 | 男 | 転入 | | 転出 | | 死亡 | | 差引増減 | | 男 | 女 | 男 | 女 | 男 | 女 | 男 | 女 | |
| | | | 県内 | 県外 | 県内 | 県外 | 男 | 女 | 男 | 女 | | | | | | | | | |
| 0～4 | 26538 | 12317 | 14221 | 132 | 122 | 97 | 98 | 149 | 182 | 133 | 158 | 283 | 283 | 283 | -293 | -348 | 56 | 56 | 0～4 |
| 0 | 540 | 254 | 286 | 10 | 12 | 5 | 2 | 4 | 9 | 3 | 4 | 1 | 1 | 1 | 50 | 56 | 0 | 0 | 0 |
| 1 | 102 | 46 | 56 | 2 | 4 | 2 | 1 | 3 | 4 | 1 | 2 | 1 | 1 | 46 | 56 | -1 | 1 | 1 | |
| 2 | 111 | 48 | 63 | 4 | 4 | 4 | 1 | 3 | 4 | 1 | 2 | 2 | 2 | 2 | 2 | 2 | 2 | 2 | 2 |
| 3 | 97 | 50 | 47 | 1 | 4 | 1 | 1 | 3 | 2 | 1 | 1 | 1 | 3 | 2 | 1 | 1 | 1 | 1 | 3 |
| 4 | 113 | 3 | 51 | 1 | 2 | 1 | 1 | 1 | 1 | 1 | 1 | 1 | 1 | 1 | 1 | 1 | 1 | 1 | 3 |
| 5～9 | 117 | 48 | 69 | 2 | 1 | 1 | 2 | 1 | 1 | 1 | 1 | 1 | 1 | 1 | 1 | 1 | 1 | 1 | 4 |
| 5 | 688 | 341 | 357 | 5 | 3 | 4 | 2 | 5 | 9 | 2 | 1 | 2 | 2 | 2 | 2 | 2 | 2 | 2 | 5 |
| 6 | 131 | 62 | 69 | 2 | 1 | 1 | 1 | 3 | 3 | 1 | 1 | 1 | 1 | 1 | -1 | -3 | 5 | 5 | 6 |
| 7 | 127 | 54 | 73 | 1 | 2 | 1 | 1 | 1 | 3 | 1 | 1 | 1 | 1 | 1 | 1 | 1 | 1 | 1 | 6 |
| 8 | 154 | 92 | 62 | 2 | 1 | 1 | 1 | 1 | 3 | 1 | 1 | 1 | 1 | 2 | 1 | 1 | 1 | 1 | 7 |
| 9 | 128 | 70 | 58 | 2 | 1 | 1 | 1 | 1 | 3 | 1 | 1 | 1 | 1 | 2 | 2 | 2 | 2 | 2 | 8 |
| 10～14 | 158 | 63 | 95 | 3 | 3 | 1 | 2 | 4 | 5 | 1 | 1 | 2 | 2 | 1 | -2 | -2 | 9 | 9 | 9 |
| 10 | 861 | 431 | 430 | 3 | 3 | 1 | 2 | 4 | 5 | 1 | 2 | 1 | 1 | 1 | -1 | -2 | 10 | 10 | 10 |
| 11 | 170 | 78 | 92 | 1 | 1 | 1 | 1 | 2 | 2 | 1 | 2 | 1 | 1 | 1 | 1 | 1 | 1 | 1 | 11 |
| 12 | 160 | 87 | 73 | 1 | 1 | 1 | 1 | 2 | 4 | 1 | 4 | 1 | 1 | 1 | -1 | -3 | 11 | 11 | 11 |
| 13 | 161 | 85 | 76 | 1 | 1 | 1 | 1 | 2 | 4 | 1 | 4 | 1 | 1 | 1 | -1 | -3 | 12 | 12 | 12 |
| 14 | 174 | 95 | 79 | 2 | 1 | 1 | 1 | 2 | 4 | 1 | 4 | 1 | 1 | 1 | -1 | -3 | 13 | 13 | 13 |
| 15～19 | 1039 | 514 | 525 | 4 | 5 | 3 | 1 | 7 | 4 | 26 | 34 | 34 | 34 | 34 | -32 | -32 | 15 | 15 | 15 |
| 15 | 211 | 94 | 117 | 1 | 1 | 1 | 1 | 2 | 2 | 1 | 2 | 1 | 1 | 1 | -2 | -2 | 16 | 16 | 16 |
| 16 | 206 | 108 | 98 | 1 | 1 | 1 | 1 | 3 | 3 | 1 | 3 | 1 | 1 | 2 | -2 | -2 | 17 | 17 | 17 |
| 17 | 210 | 99 | 111 | 1 | 1 | 1 | 1 | 2 | 4 | 1 | 4 | 1 | 1 | 3 | 1 | 1 | 16 | 16 | 16 |
| 18 | 231 | 120 | 111 | 2 | 2 | 2 | 1 | 2 | 4 | 1 | 4 | 1 | 1 | 3 | -1 | -1 | 17 | 17 | 17 |
| 19 | 181 | 93 | 88 | 1 | 2 | 3 | 1 | 2 | 3 | 11 | 14 | 14 | 14 | 14 | -9 | -9 | 18 | 18 | 18 |
| 20～24 | 445 | 281 | 164 | 15 | 12 | 27 | 20 | 23 | 22 | 43 | 60 | 60 | 60 | 60 | -13 | -20 | 20 | 20 | 20 |
| 20 | 129 | 69 | 60 | 2 | 2 | 3 | 5 | 3 | 2 | 7 | 8 | 8 | 8 | 8 | -5 | -5 | 20 | 20 | 20 |
| 21 | 21 | 26 | 26 | 5 | 5 | 5 | 5 | 5 | 5 | 7 | 10 | 10 | 10 | 10 | -2 | -6 | 21 | 21 | 21 |
| 22 | 69 | 41 | 28 | 3 | 1 | 8 | 2 | 7 | 6 | 10 | 16 | 16 | 16 | 16 | -6 | -19 | 22 | 22 | 22 |
| 23 | 72 | 59 | 13 | 2 | 5 | 7 | 4 | 3 | 8 | 14 | 24 | 24 | 24 | 24 | -8 | -23 | 23 | 23 | 23 |
| 24 | 93 | 56 | 37 | 3 | 3 | 4 | 4 | 5 | 4 | 5 | 2 | 2 | 2 | 2 | -3 | 1 | 24 | 24 | 24 |
| 25～29 | 678 | 359 | 319 | 16 | 21 | 10 | 18 | 25 | 32 | 15 | 14 | 14 | 14 | 14 | -14 | -9 | 25 | 25 | 25 |
| 25 | 107 | 63 | 44 | 2 | 2 | 3 | 2 | 1 | 5 | 5 | 6 | 6 | 6 | 6 | -2 | -7 | 25 | 25 | 25 |
| 26 | 139 | 73 | 66 | 5 | 4 | 2 | 5 | 8 | 5 | 5 | 2 | 2 | 2 | 2 | -3 | -3 | 26 | 26 | 26 |
| 27 | 138 | 69 | 69 | 1 | 5 | 2 | 5 | 4 | 11 | 3 | 4 | 4 | 4 | 4 | -4 | -6 | 27 | 27 | 27 |
| 28 | 144 | 67 | 77 | 6 | 5 | 2 | 5 | 8 | 3 | 3 | 4 | 4 | 4 | 4 | -3 | -6 | 28 | 28 | 28 |
| 29 | 150 | 87 | 63 | 3 | 5 | 1 | 1 | 4 | 8 | 2 | 1 | 1 | 1 | 1 | -2 | -4 | 29 | 29 | 29 |
| 30～34 | 907 | 474 | 433 | 18 | 15 | 9 | 17 | 22 | 25 | 7 | 7 | 7 | 7 | 7 | -2 | -2 | 30 | 30 | 30 |
| 30 | 155 | 72 | 83 | 3 | 2 | 1 | 4 | 5 | 6 | 6 | 2 | 2 | 2 | 2 | -1 | -2 | 30 | 30 | 30 |
| 31 | 177 | 94 | 83 | 3 | 3 | 4 | 4 | 1 | 3 | 3 | 1 | 1 | 1 | 6 | 3 | 3 | 31 | 31 | 31 |
| 32 | 189 | 103 | 86 | 3 | 3 | 1 | 3 | 5 | 6 | 6 | 4 | 4 | 4 | 4 | -7 | -4 | 32 | 32 | 32 |
| 33 | 195 | 111 | 84 | 6 | 3 | 1 | 5 | 6 | 7 | 3 | 4 | 4 | 4 | 4 | -4 | -4 | 33 | 33 | 33 |
| 34 | 191 | 94 | 97 | 3 | 4 | 2 | 1 | 5 | 3 | 1 | 7 | 7 | 7 | 7 | -1 | -2 | 34 | 34 | 34 |
| 35～39 | 1109 | 585 | 524 | 14 | 11 | 7 | 13 | 16 | 19 | 8 | 7 | 7 | 7 | 7 | -3 | -3 | 35 | 35 | 35 |
| 35 | 212 | 112 | 100 | 4 | 4 | 1 | 4 | 4 | 7 | 2 | 1 | 1 | 1 | 2 | -4 | -4 | 35 | 35 | 35 |
| 36 | 220 | 122 | 98 | 1 | 5 | 1 | 4 | 4 | 5 | 3 | 3 | 3 | 3 | 3 | -2 | -2 | 36 | 36 | 36 |
| 37 | 221 | 121 | 100 | 5 | 2 | 1 | 1 | 4 | 2 | 2 | 2 | 2 | 2 | 2 | -3 | -3 | 37 | 37 | 37 |
| 38 | 205 | 106 | 99 | 4 | 4 | 3 | 3 | 5 | 2 | 3 | 3 | 3 | 3 | 3 | -2 | -2 | 38 | 38 | 38 |
| 39 | 251 | 124 | 127 | 2 | 2 | 2 | 1 | 2 | 3 | 1 | 3 | 3 | 3 | 3 | -3 | -3 | 39 | 39 | 39 |
| 40～44 | 1382 | 715 | 667 | 3 | 8 | 5 | 3 | 6 | 10 | 7 | 4 | 4 | 4 | 4 | -6 | -4 | 40 | 40 | 40 |
| 40 | 253 | 138 | 115 | 2 | 2 | 1 | 2 | 2 | 5 | 2 | 2 | 2 | 2 | 2 | -2 | -2 | 40 | 40 | 40 |
| 41 | 282 | 148 | 134 | 1 | 1 | 2 | 2 | 2 | 5 | 4 | 4 | 4 | 4 | 4 | -3 | -4 | 41 | 41 | 41 |
| 42 | 276 | 142 | 134 | 1 | 1 | 1 | 1 | 1 | 1 | 1 | 1 | 1 | 1 | 1 | -2 | -2 | 42 | 42 | 42 |
| 43 | 302 | 155 | 147 | 1 | 2 | 2 | 2 | 1 | 2 | 1 | 1 | 1 | 1 | 1 | -2 | -2 | 43 | 43 | 43 |
| 44 | 269 | 132 | 137 | 2 | 2 | 2 | 2 | 2 | 2 | 2 | 2 | 2 | 2 | 2 | -4 | -4 | 44 | 44 | 44 |
| 45～49 | 1459 | 725 | 734 | 10 | 3 | 4 | 3 | 10 | 9 | 7 | 3 | 3 | 3 | 3 | -4 | -7 | 45 | 45 | 45 |
| 45 | 272 | 132 | 140 | 2 | 1 | 1 | 3 | 1 | 3 | 1 | 2 | 2 | 2 | 2 | -3 | -2 | 45 | 45 | 45 |
| 46 | 278 | 128 | 150 | 2 | 1 | 1 | 1 | 2 | 2 | 2 | 2 | 2 | 2 | 2 | -3 | -2 | 46 | 46 | 46 |
| 47 | 301 | 152 | 149 | 2 | 1 | 1 | 1 | 2 | 2 | 2 | 2 | 2 | 2 | 2 | -1 | -1 | 47 | 47 | 47 |
| 48 | 314 | 162 | 152 | 4 | 1 | 1 | 1 | 6 | 1 | 2 | 2 | 2 | 2 | 2 | -4 | -4 | 48 | 48 | 48 |
| 49 | 294 | 151 | 143 | 2 | 1 | 1 | 1 | 1 | 3 | 1 | 1 | 1 | 1 | 1 | -4 | -4 | 49 | 49 | 49 |

| | | | | | | | | | | | | | | | | |
|-------|------|------|------|----|----|----|----|----|----|----|----|----|----|-----|-----|-------|
| 50～54 | 1547 | 773 | 774 | 5 | 5 | 5 | 2 | 7 | 7 | 3 | 3 | 4 | 2 | -4 | -5 | 50～54 |
| 50 | 284 | 153 | 131 | 1 | 1 | 3 | 3 | 2 | 2 | 1 | 1 | 4 | 2 | 3 | -1 | 50 |
| 51 | 273 | 136 | 137 | 2 | 1 | 1 | 1 | 2 | 2 | 1 | 1 | 1 | 1 | 1 | -2 | 51 |
| 52 | 314 | 160 | 154 | 1 | 1 | 1 | 1 | 2 | 3 | 2 | 1 | 1 | 1 | -3 | -4 | 52 |
| 53 | 332 | 154 | 178 | 1 | 1 | 1 | 1 | 1 | 1 | 1 | 1 | 1 | 1 | -2 | 1 | 53 |
| 54 | 344 | 170 | 174 | 1 | 3 | 4 | 1 | 2 | 1 | 1 | 1 | 2 | 1 | -3 | 1 | 54 |
| 55～59 | 2055 | 1033 | 1022 | 4 | 4 | 4 | 3 | 2 | 7 | 1 | 1 | 9 | 2 | -4 | -3 | 55～59 |
| 55 | 388 | 183 | 205 | 1 | 1 | 1 | 1 | 1 | 2 | 1 | 1 | 2 | 1 | -2 | 1 | 55 |
| 56 | 372 | 187 | 185 | 1 | 1 | 1 | 1 | 2 | 2 | 1 | 1 | 2 | 1 | -2 | -2 | 56 |
| 57 | 422 | 210 | 212 | 1 | 1 | 1 | 1 | 1 | 1 | 1 | 1 | 2 | 1 | -3 | -1 | 57 |
| 58 | 442 | 235 | 207 | 2 | 1 | 1 | 1 | 1 | 3 | 1 | 1 | 3 | 1 | -1 | -3 | 58 |
| 59 | 431 | 218 | 213 | 1 | 1 | 2 | 1 | 1 | 3 | 1 | 2 | 2 | 1 | 1 | 2 | 59 |
| 60～64 | 2419 | 1206 | 1213 | 5 | 1 | 6 | 3 | 6 | 4 | 2 | 1 | 19 | 5 | -16 | -6 | 60～64 |
| 60 | 484 | 255 | 229 | 1 | 3 | 3 | 1 | 1 | 1 | 1 | 1 | 2 | 2 | -1 | -1 | 60 |
| 61 | 454 | 215 | 239 | 2 | 1 | 1 | 1 | 1 | 2 | 1 | 1 | 5 | 2 | -3 | -4 | 61 |
| 62 | 494 | 248 | 246 | 1 | 1 | 1 | 1 | 2 | 2 | 1 | 1 | 3 | 1 | -4 | -1 | 62 |
| 63 | 479 | 235 | 244 | 1 | 1 | 1 | 1 | 1 | 1 | 1 | 1 | 3 | 1 | -3 | -1 | 63 |
| 64 | 508 | 253 | 255 | 1 | 1 | 1 | 1 | 1 | 1 | 1 | 6 | 3 | 1 | -3 | -1 | 64 |
| 65～69 | 2973 | 1483 | 1490 | 5 | 3 | 4 | 4 | 2 | 2 | 3 | 5 | 29 | 8 | -25 | -8 | 65～69 |
| 65 | 550 | 272 | 278 | 1 | 1 | 1 | 1 | 2 | 2 | 2 | 2 | 5 | 2 | -6 | -1 | 65 |
| 66 | 560 | 287 | 273 | 1 | 1 | 1 | 1 | 1 | 1 | 2 | 2 | 4 | 2 | -3 | -2 | 66 |
| 67 | 646 | 338 | 308 | 1 | 1 | 2 | 2 | 2 | 2 | 1 | 1 | 9 | 1 | -9 | 1 | 67 |
| 68 | 650 | 324 | 326 | 1 | 1 | 1 | 1 | 1 | 1 | 1 | 6 | 6 | 1 | -5 | -1 | 68 |
| 69 | 567 | 262 | 305 | 2 | 1 | 1 | 1 | 1 | 1 | 1 | 1 | 5 | 5 | -2 | -5 | 69 |
| 70～74 | 1987 | 899 | 1088 | 1 | 2 | 2 | 2 | 3 | 3 | 1 | 1 | 24 | 11 | -25 | -12 | 70～74 |
| 70 | 561 | 279 | 282 | 1 | 1 | 1 | 1 | 2 | 2 | 1 | 1 | 7 | 4 | -7 | -4 | 70 |
| 71 | 289 | 129 | 160 | 1 | 1 | 1 | 1 | 1 | 1 | 1 | 3 | 3 | 2 | -2 | -4 | 71 |
| 72 | 339 | 146 | 193 | 1 | 1 | 1 | 1 | 1 | 1 | 1 | 6 | 6 | 1 | -6 | -1 | 72 |
| 73 | 406 | 180 | 226 | 1 | 1 | 1 | 1 | 1 | 1 | 1 | 1 | 3 | 1 | -4 | -2 | 73 |
| 74 | 392 | 165 | 227 | 1 | 1 | 1 | 1 | 1 | 1 | 1 | 5 | 6 | 6 | -6 | -5 | 74 |
| 75～79 | 2120 | 875 | 1245 | 4 | 3 | 1 | 1 | 2 | 2 | 3 | 3 | 30 | 13 | -27 | -15 | 75～79 |
| 75 | 512 | 217 | 295 | 1 | 1 | 1 | 1 | 1 | 1 | 1 | 1 | 8 | 2 | -9 | -3 | 75 |
| 76 | 434 | 209 | 225 | 1 | 1 | 1 | 1 | 1 | 1 | 1 | 2 | 3 | 2 | -2 | -2 | 76 |
| 77 | 376 | 136 | 240 | 2 | 1 | 1 | 1 | 1 | 1 | 2 | 2 | 5 | 5 | -2 | -7 | 77 |
| 78 | 377 | 145 | 232 | 1 | 1 | 1 | 1 | 1 | 1 | 1 | 2 | 8 | 2 | -8 | -1 | 78 |
| 79 | 421 | 168 | 253 | 1 | 1 | 1 | 1 | 1 | 1 | 1 | 6 | 4 | 4 | -6 | -4 | 79 |
| 80～84 | 2063 | 760 | 1303 | 3 | 3 | 2 | 2 | 4 | 2 | 5 | 4 | 42 | 34 | -41 | -40 | 80～84 |
| 80 | 404 | 162 | 242 | 1 | 1 | 1 | 1 | 1 | 1 | 1 | 7 | 8 | 7 | -7 | -8 | 80 |
| 81 | 454 | 179 | 275 | 1 | 1 | 1 | 1 | 1 | 1 | 1 | 10 | 3 | 3 | -10 | -2 | 81 |
| 82 | 439 | 149 | 290 | 1 | 1 | 1 | 1 | 1 | 1 | 1 | 8 | 6 | 6 | -7 | -6 | 82 |
| 83 | 378 | 142 | 236 | 1 | 1 | 1 | 1 | 1 | 1 | 4 | 4 | 10 | 10 | -10 | -14 | 83 |
| 84 | 388 | 128 | 260 | 1 | 1 | 1 | 1 | 1 | 2 | 1 | 7 | 7 | 7 | -7 | -10 | 84 |
| 85～89 | 1482 | 447 | 1035 | 4 | 5 | 2 | 2 | 1 | 3 | 4 | 2 | 67 | 78 | -68 | -76 | 85～89 |
| 85 | 347 | 128 | 219 | 2 | 2 | 1 | 1 | 1 | 1 | 1 | 13 | 14 | 14 | -13 | -12 | 85 |
| 86 | 369 | 109 | 260 | 2 | 2 | 1 | 1 | 1 | 1 | 1 | 17 | 16 | 16 | -15 | -15 | 86 |
| 87 | 281 | 88 | 193 | 1 | 1 | 1 | 1 | 1 | 1 | 1 | 13 | 10 | 10 | -14 | -10 | 87 |
| 88 | 244 | 56 | 188 | 1 | 1 | 1 | 1 | 1 | 1 | 1 | 10 | 21 | 21 | -10 | -21 | 88 |
| 89 | 241 | 66 | 175 | 1 | 1 | 1 | 1 | 1 | 1 | 2 | 1 | 14 | 17 | -16 | -18 | 89 |
| 90～94 | 626 | 145 | 481 | 3 | 3 | 1 | 1 | 2 | 6 | 2 | 4 | 42 | 73 | -41 | -77 | 90～94 |
| 90 | 169 | 56 | 113 | 1 | 3 | 1 | 1 | 1 | 3 | 1 | 15 | 13 | 13 | -15 | -16 | 90 |
| 91 | 171 | 36 | 135 | 1 | 1 | 1 | 1 | 1 | 1 | 1 | 7 | 7 | 7 | -7 | -10 | 91 |
| 92 | 129 | 28 | 101 | 1 | 1 | 1 | 1 | 1 | 2 | 1 | 6 | 19 | 19 | -6 | -22 | 92 |
| 93 | 100 | 20 | 80 | 2 | 1 | 1 | 1 | 1 | 1 | 1 | 8 | 15 | 15 | -7 | -15 | 93 |
| 94 | 57 | 5 | 52 | 1 | 1 | 1 | 1 | 1 | 1 | 1 | 6 | 13 | 13 | -6 | -14 | 94 |
| 95～99 | 133 | 16 | 117 | 2 | 2 | 1 | 1 | 1 | 2 | 1 | 9 | 40 | 40 | -9 | -38 | 95～99 |
| 95 | 44 | 5 | 39 | 1 | 1 | 1 | 1 | 1 | 1 | 1 | 4 | 11 | 11 | -4 | -10 | 95 |
| 96 | 41 | 6 | 35 | 1 | 1 | 1 | 1 | 1 | 1 | 1 | 1 | 7 | 7 | -1 | -6 | 96 |
| 97 | 29 | 5 | 24 | 1 | 1 | 1 | 1 | 1 | 1 | 1 | 4 | 13 | 13 | -4 | -13 | 97 |
| 98 | 12 | 12 | 12 | 1 | 1 | 1 | 1 | 1 | 1 | 1 | 4 | 4 | 4 | -4 | -4 | 98 |
| 99 | 7 | 7 | 7 | 1 | 1 | 1 | 1 | 1 | 1 | 1 | 5 | 5 | 5 | -5 | -5 | 99 |
| 100～ | 13 | 1 | 13 | 1 | 1 | 1 | 1 | 1 | 1 | 1 | 4 | 12 | 12 | -4 | -12 | 100～ |
| 年齢不詳 | 2 | 1 | 1 | 1 | 1 | 1 | 1 | 1 | 1 | 1 | 4 | 4 | 4 | -4 | -12 | 年齢不詳 |
| 計 | 98 | 98 | 98 | 98 | 98 | 98 | 98 | 98 | 98 | 98 | 98 | 98 | 98 | 98 | 98 | 98 |
| 出生数 | 男 | 43 | 人 | 女 | 55 | 人 | 計 | 98 | 人 | 98 | 人 | 98 | 人 | 98 | 人 | 98 |

※0歳の「差引増減」は、出生数を含めて算出している。

市町村名：藤里町

| 年齢 | 平成29年10月1日現在の人口 | | | | | | | | | | | | 平成28年10月～平成29年9月の人口動態 | | | | | | | | | | | | 年齢 |
|-------|-----------------|------|------|----|----|---|----|----|----|----|----|----|-----------------------|-----|-----|----|----|---|------|---|----|---|--|--|----|
| | 転入 | | | | | | 転出 | | | | | | 死亡 | | | | | | 差引増減 | | | | | | |
| | 県内 | | | 県外 | | | 県内 | | | 県外 | | | 男 | | | 女 | | | 男 | | | 女 | | | |
| | 総数 | 男 | 女 | 男 | 女 | 男 | 男 | 女 | 男 | 女 | 男 | 女 | 男 | 女 | 男 | 女 | 男 | 女 | 男 | 女 | 男 | 女 | | | |
| 総数 | 3206 | 1536 | 1670 | 12 | 14 | 8 | 10 | 25 | 38 | 18 | 21 | 32 | 33 | -51 | -66 | 0 | 4 | 2 | 2 | 0 | 4 | | | | |
| 0～4 | 66 | 36 | 30 | 1 | 2 | 1 | 1 | 2 | 1 | 1 | 1 | 1 | 1 | 2 | 2 | 0 | 0 | 2 | 2 | 0 | 4 | | | | |
| 5 | 5 | 4 | 1 | | | | | | | | | | | | | 1 | 1 | | | 1 | 1 | | | | |
| 1 | 18 | 9 | 9 | 1 | 1 | 1 | 2 | 2 | 1 | 1 | 1 | 1 | 1 | -1 | 1 | 1 | 1 | | | 1 | 1 | | | | |
| 2 | 15 | 8 | 7 | | | | | | | | | | | | | | | | | | 2 | | | | |
| 3 | 15 | 8 | 7 | | | | | | | | | | | | | | | | | | 3 | | | | |
| 4 | 13 | 7 | 6 | | | | | | | | | | | | | | | | | | 4 | | | | |
| 5～9 | 82 | 41 | 41 | | | | | | | | | | | | | | | | | | 5 | | | | |
| 5 | 19 | 10 | 9 | | | | | | | | | | | | | | | | | | 5 | | | | |
| 6 | 14 | 6 | 8 | | | | | | | | | | | | | | | | | | 6 | | | | |
| 7 | 16 | 8 | 8 | | | | | | | | | | | | | | | | | | 7 | | | | |
| 8 | 17 | 10 | 7 | | | | | | | | | | | | | | | | | | 8 | | | | |
| 9 | 16 | 7 | 9 | | | | | | | | | | | | | | | | | | 9 | | | | |
| 10～14 | 99 | 37 | 62 | | | | | 2 | 1 | | | | | -2 | -1 | 10 | 14 | | | | 10 | | | | |
| 10 | 25 | 11 | 14 | | | | | | | | | | | | | | | | | | 10 | | | | |
| 11 | 14 | 7 | 7 | | | | | | | | | | | | | | | | | | 11 | | | | |
| 12 | 14 | 5 | 9 | | | | | 1 | 1 | | | | | -1 | -1 | 11 | 11 | | | | 11 | | | | |
| 13 | 21 | 5 | 16 | | | | | 1 | 1 | | | | | -1 | -1 | 12 | 12 | | | | 12 | | | | |
| 14 | 25 | 9 | 16 | | | | | 1 | 1 | | | | | -1 | -1 | 13 | 13 | | | | 13 | | | | |
| 15～19 | 114 | 66 | 48 | | | | | 1 | 1 | 6 | 4 | | | -6 | -5 | 14 | 14 | | | | 14 | | | | |
| 15 | 20 | 14 | 6 | | | | | 1 | 1 | | | | | -1 | -1 | 15 | 15 | | | | 15 | | | | |
| 16 | 24 | 12 | 12 | | | | | | | | | | | | | 16 | 16 | | | | 16 | | | | |
| 17 | 23 | 16 | 7 | | | | | | | | | | | | | 17 | 17 | | | | 17 | | | | |
| 18 | 24 | 13 | 11 | | | | | | | 2 | 2 | | | -1 | -2 | 18 | 18 | | | | 18 | | | | |
| 19 | 23 | 11 | 12 | | | | | | 4 | 4 | 2 | | | -4 | -3 | 19 | 19 | | | | 19 | | | | |
| 20～24 | 50 | 39 | 11 | | | | | 1 | 4 | 1 | 4 | | | 2 | -6 | 20 | 24 | | | | 20 | | | | |
| 20 | 9 | 5 | 4 | | | | | | | | | | | | -2 | 20 | 20 | | | | 20 | | | | |
| 21 | 15 | 10 | 5 | | | | | 1 | 1 | | 2 | | | 2 | -2 | 21 | 21 | | | | 21 | | | | |
| 22 | 10 | 8 | 2 | | | | | 1 | 1 | 1 | 2 | | | 2 | -3 | 22 | 22 | | | | 22 | | | | |
| 23 | 6 | 7 | -1 | | | | | 1 | 3 | | 2 | | | 2 | -3 | 23 | 23 | | | | 23 | | | | |
| 24 | 10 | 9 | 1 | | | | | 1 | 1 | | 1 | | | 1 | -1 | 24 | 24 | | | | 24 | | | | |
| 25～29 | 73 | 41 | 32 | | | | | 2 | 6 | 6 | 2 | | | -5 | -3 | 25 | 29 | | | | 25 | | | | |
| 25 | 11 | 7 | 4 | | | | | | | | 1 | | | | -1 | 25 | 25 | | | | 25 | | | | |
| 26 | 12 | 4 | 8 | | | | | 1 | 1 | 1 | 1 | | | -1 | -1 | 26 | 26 | | | | 26 | | | | |
| 27 | 12 | 7 | 5 | | | | | 2 | 2 | 2 | 2 | | | -2 | -2 | 27 | 27 | | | | 27 | | | | |
| 28 | 21 | 12 | 9 | | | | | 1 | 3 | | 1 | | | -1 | -1 | 28 | 28 | | | | 28 | | | | |
| 29 | 17 | 11 | 6 | | | | | 1 | 2 | 2 | 1 | | | -1 | -1 | 29 | 29 | | | | 29 | | | | |
| 30～34 | 111 | 55 | 56 | | | | | 2 | 3 | 2 | 3 | | | 1 | -1 | 30 | 34 | | | | 30 | | | | |
| 30 | 12 | 4 | 8 | | | | | 1 | 1 | 1 | 1 | | | -1 | -1 | 30 | 30 | | | | 30 | | | | |
| 31 | 29 | 15 | 14 | | | | | 1 | 1 | 1 | 1 | | | 1 | 1 | 31 | 31 | | | | 31 | | | | |
| 32 | 21 | 12 | 9 | | | | | 1 | 1 | 2 | 1 | | | -1 | -1 | 32 | 32 | | | | 32 | | | | |
| 33 | 20 | 9 | 11 | | | | | 1 | 2 | 2 | 2 | | | -1 | -1 | 33 | 33 | | | | 33 | | | | |
| 34 | 29 | 15 | 14 | | | | | 2 | 2 | | 2 | | | 2 | 2 | 34 | 34 | | | | 34 | | | | |
| 35～39 | 128 | 73 | 55 | | | | | 3 | 7 | 7 | 2 | | | -5 | -5 | 35 | 39 | | | | 35 | | | | |
| 35 | 22 | 14 | 8 | | | | | 1 | 2 | 2 | 2 | | | -2 | -2 | 35 | 35 | | | | 35 | | | | |
| 36 | 32 | 20 | 12 | | | | | 2 | 2 | 2 | 2 | | | 1 | 1 | 36 | 36 | | | | 36 | | | | |
| 37 | 22 | 12 | 10 | | | | | 1 | 1 | 1 | 1 | | | -2 | -2 | 37 | 37 | | | | 37 | | | | |
| 38 | 22 | 9 | 13 | | | | | 1 | 1 | 1 | 1 | | | -1 | -1 | 38 | 38 | | | | 38 | | | | |
| 39 | 30 | 18 | 12 | | | | | | 1 | 1 | 1 | | | -1 | -1 | 39 | 39 | | | | 39 | | | | |
| 40～44 | 146 | 87 | 59 | | | | | 1 | 3 | 1 | 3 | | | -1 | -3 | 40 | 44 | | | | 40 | | | | |
| 40 | 25 | 18 | 7 | | | | | | 2 | 2 | 1 | | | -1 | -1 | 40 | 40 | | | | 40 | | | | |
| 41 | 31 | 18 | 13 | | | | | 1 | 1 | | 1 | | | -1 | -1 | 41 | 41 | | | | 41 | | | | |
| 42 | 36 | 17 | 19 | | | | | | | | | | | | | 42 | 42 | | | | 42 | | | | |
| 43 | 28 | 21 | 7 | | | | | 1 | 1 | | 1 | | | 1 | 1 | 43 | 43 | | | | 43 | | | | |
| 44 | 26 | 13 | 13 | | | | | | 1 | 1 | 1 | | | -1 | -1 | 44 | 44 | | | | 44 | | | | |
| 45～49 | 197 | 102 | 95 | | | | | 2 | 4 | 4 | 2 | | | -2 | -3 | 45 | 49 | | | | 45 | | | | |
| 45 | 32 | 16 | 16 | | | | | 1 | 1 | 2 | 1 | | | -1 | -1 | 45 | 45 | | | | 45 | | | | |
| 46 | 46 | 22 | 24 | | | | | | 1 | 1 | 1 | | | 1 | 1 | 46 | 46 | | | | 46 | | | | |
| 47 | 48 | 26 | 22 | | | | | | 1 | | | | | 1 | 1 | 47 | 47 | | | | 47 | | | | |
| 48 | 41 | 16 | 25 | | | | | 2 | 2 | 1 | 1 | | | -2 | -2 | 48 | 48 | | | | 48 | | | | |
| 49 | 30 | 22 | 8 | | | | | | 2 | 2 | 2 | | | 1 | -3 | 49 | 49 | | | | 49 | | | | |

| | | | | | | | | | | | | | | | | | | | | | |
|------------|-----|-----|-----|---|---|---|---|---|---|---|---|----|-----|------------|---|---|---|---|---|---|---|
| 50 ~ 54 | 162 | 78 | 84 | 2 | 1 | 1 | 2 | 1 | 1 | 1 | 1 | 1 | 1 | 50 ~ 54 | | | | | | | |
| 50 | 34 | 17 | 17 | 1 | | | | | | | | | 1 | 50 | | | | | | | |
| 51 | 29 | 14 | 15 | 1 | | | | | | | | | -1 | 51 | | | | | | | |
| 52 | 24 | 11 | 13 | | | | | | | | | | -1 | 52 | | | | | | | |
| 53 | 31 | 13 | 18 | | | | | | | | | | -1 | 53 | | | | | | | |
| 54 | 44 | 23 | 21 | | | | | | | | | | | 54 | | | | | | | |
| 55 ~ 59 | 216 | 120 | 96 | 1 | 1 | 1 | | | | | | | 2 | 55 ~ 59 | | | | | | | |
| 55 | 33 | 17 | 16 | | | | | | | | | | | 55 | | | | | | | |
| 56 | 40 | 26 | 14 | | | | | | | | | | | 56 | | | | | | | |
| 57 | 44 | 26 | 18 | | | | | | | | | | | 57 | | | | | | | |
| 58 | 59 | 31 | 28 | | | | | | | | | | | 58 | | | | | | | |
| 59 | 40 | 20 | 20 | | | | | | | | | | | 59 | | | | | | | |
| 60 ~ 64 | 301 | 146 | 155 | 1 | 1 | 1 | 1 | 1 | 1 | 1 | 1 | 1 | 2 | 60 ~ 64 | | | | | | | |
| 60 | 60 | 27 | 33 | 1 | | | | | | | | | 1 | 60 | | | | | | | |
| 61 | 49 | 20 | 29 | 1 | | | | | | | | | | 61 | | | | | | | |
| 62 | 64 | 28 | 36 | | | | | | | | | | -1 | 62 | | | | | | | |
| 63 | 57 | 31 | 26 | | | | | | | | | | | 63 | | | | | | | |
| 64 | 71 | 40 | 31 | | | | | | | | | | | 64 | | | | | | | |
| 65 ~ 69 | 362 | 178 | 184 | 1 | 1 | 1 | 1 | 1 | 1 | 1 | 1 | 3 | -2 | 65 ~ 69 | | | | | | | |
| 65 | 61 | 28 | 33 | | | | | | | | | | -1 | 65 | | | | | | | |
| 66 | 77 | 43 | 34 | | | | | | | | | | -1 | 66 | | | | | | | |
| 67 | 86 | 42 | 44 | | | | | | | | | | -2 | 67 | | | | | | | |
| 68 | 77 | 41 | 36 | | | | | | | | | | -1 | 68 | | | | | | | |
| 69 | 61 | 24 | 27 | | | | | | | | | | | 69 | | | | | | | |
| 70 ~ 74 | 265 | 122 | 143 | 1 | 1 | 1 | 1 | 1 | 1 | 1 | 2 | 2 | -1 | 70 ~ 74 | | | | | | | |
| 70 | 70 | 37 | 33 | | | | | | | | | | | 70 | | | | | | | |
| 71 | 39 | 19 | 20 | | | | | | | | | | | 71 | | | | | | | |
| 72 | 44 | 20 | 24 | | | | | | | | | | -1 | 72 | | | | | | | |
| 73 | 56 | 20 | 36 | | | | | | | | | | | 73 | | | | | | | |
| 74 | 56 | 26 | 30 | | | | | | | | | | -2 | 74 | | | | | | | |
| 75 ~ 79 | 281 | 125 | 156 | 1 | 1 | 1 | 1 | 1 | 1 | 1 | 1 | 5 | -5 | 75 ~ 79 | | | | | | | |
| 75 | 63 | 33 | 30 | | | | | | | | | | -2 | 75 | | | | | | | |
| 76 | 60 | 27 | 33 | | | | | | | | | | | 76 | | | | | | | |
| 77 | 57 | 19 | 38 | | | | | | | | | | -1 | 77 | | | | | | | |
| 78 | 46 | 20 | 26 | | | | | | | | | | -4 | 78 | | | | | | | |
| 79 | 55 | 26 | 29 | | | | | | | | | | -1 | 79 | | | | | | | |
| 80 ~ 84 | 267 | 103 | 164 | 2 | 2 | 2 | 2 | 2 | 2 | 2 | 7 | 3 | -7 | 80 ~ 84 | | | | | | | |
| 80 | 59 | 27 | 32 | | | | | | | | | | -1 | 80 | | | | | | | |
| 81 | 58 | 20 | 38 | | | | | | | | | | -2 | 81 | | | | | | | |
| 82 | 49 | 18 | 31 | | | | | | | | | | -1 | 82 | | | | | | | |
| 83 | 56 | 21 | 35 | | | | | | | | | | -2 | 83 | | | | | | | |
| 84 | 45 | 17 | 28 | | | | | | | | | | -2 | 84 | | | | | | | |
| 85 ~ 89 | 187 | 57 | 130 | 1 | 1 | 1 | 1 | 1 | 1 | 1 | 8 | 13 | -14 | 85 ~ 89 | | | | | | | |
| 85 | 35 | 7 | 28 | | | | | | | | | | -3 | 85 | | | | | | | |
| 86 | 45 | 15 | 30 | | | | | | | | | | -4 | 86 | | | | | | | |
| 87 | 36 | 13 | 23 | | | | | | | | | | -3 | 87 | | | | | | | |
| 88 | 37 | 11 | 26 | | | | | | | | | | -3 | 88 | | | | | | | |
| 89 | 34 | 11 | 23 | | | | | | | | | | -2 | 89 | | | | | | | |
| 90 ~ 94 | 80 | 26 | 54 | 1 | 1 | 1 | 1 | 1 | 1 | 1 | 4 | 6 | -8 | 90 ~ 94 | | | | | | | |
| 90 | 22 | 7 | 15 | | | | | | | | | | -1 | 90 | | | | | | | |
| 91 | 27 | 9 | 18 | | | | | | | | | | -1 | 91 | | | | | | | |
| 92 | 12 | 6 | 6 | | | | | | | | | | -4 | 92 | | | | | | | |
| 93 | 11 | 3 | 8 | | | | | | | | | | -2 | 93 | | | | | | | |
| 94 | 8 | 1 | 7 | | | | | | | | | | -1 | 94 | | | | | | | |
| 95 ~ 99 | 16 | 4 | 12 | 1 | 1 | 1 | 1 | 1 | 1 | 1 | 1 | 6 | -6 | 95 ~ 99 | | | | | | | |
| 95 | 1 | | 1 | | | | | | | | | | -2 | 95 | | | | | | | |
| 96 | 8 | 4 | 4 | | | | | | | | | | -2 | 96 | | | | | | | |
| 97 | 4 | | 4 | | | | | | | | | | | 97 | | | | | | | |
| 98 | 3 | | 3 | | | | | | | | | | -1 | 98 | | | | | | | |
| 99 | | | | | | | | | | | | | -1 | 99 | | | | | | | |
| 100 ~ 年齢不詳 | 3 | | 3 | | | | | | | | | 2 | -2 | 100 ~ 年齢不詳 | | | | | | | |
| 出生数 | | | | | | | | | | | | | 男 | 4 | 人 | 女 | 2 | 人 | 計 | 6 | 人 |

※0歳の「差引増減」は、出生数を含めて算出している。

市町村名：三種町

| 年齢 | 平成29年10月1日現在の人口 | | | | | | | | | | 平成28年10月～平成29年9月の人口動態 | | | | | | | | | | 年齢 | | | | | | | | | | | | | | | |
|-------|-----------------|------|------|----|----|----|----|----|-----|----|-----------------------|-----|-----|------|------|----|----|---|---|----|----|----|---|---|---|---|----|---|---|---|---|------|---|---|--|--|
| | 総数 | | | | | 男 | | | | | 女 | | | | | 転入 | | | | | | 転出 | | | | | 死亡 | | | | | 差引増減 | | | | |
| | 総数 | | 男 | | 女 | | 男 | | 女 | | 男 | | 女 | | 男 | | 女 | | 男 | | | 女 | | 男 | | 女 | | 男 | | 女 | | 男 | | 女 | | |
| | 総数 | 男 | 女 | 男 | 女 | 男 | 女 | 男 | 女 | 男 | 女 | 男 | 女 | 男 | 女 | 男 | 女 | 男 | 女 | 男 | | 女 | 男 | 女 | 男 | 女 | 男 | 女 | 男 | 女 | 男 | 女 | | | | |
| 0～4 | 1637 | 7507 | 8830 | 88 | 77 | 58 | 49 | 87 | 108 | 81 | 94 | 159 | 188 | -148 | -229 | 34 | 37 | 0 | 0 | 38 | 36 | 1 | 1 | 3 | 3 | 1 | 1 | 3 | 3 | 1 | 1 | 3 | 3 | | | |
| 5～9 | 426 | 202 | 224 | 4 | 1 | 1 | 2 | 4 | 8 | 1 | 1 | 2 | 3 | 2 | 5 | 5 | 1 | 1 | 2 | 3 | 1 | 1 | 2 | 2 | 1 | 1 | 2 | 2 | 1 | 1 | 2 | 2 | | | | |
| 10～14 | 529 | 273 | 256 | 1 | 2 | 1 | 1 | 1 | 4 | 1 | 2 | 1 | 4 | 1 | 2 | 2 | 1 | 1 | 1 | 1 | 1 | 1 | 2 | 2 | 1 | 1 | 1 | 1 | 1 | 1 | 1 | 1 | | | | |
| 15～19 | 657 | 322 | 335 | 1 | 3 | 1 | 1 | 2 | 2 | 12 | 19 | 12 | 19 | -12 | -16 | 15 | 15 | 1 | 1 | 1 | 1 | 1 | 1 | 1 | 1 | 1 | 1 | 1 | 1 | 1 | 1 | 1 | | | | |
| 20～24 | 287 | 168 | 119 | 1 | 2 | 1 | 1 | 1 | 13 | 36 | 39 | 8 | 11 | -4 | -9 | 19 | 19 | 1 | 1 | 1 | 1 | 1 | 1 | 1 | 1 | 1 | 1 | 1 | 1 | 1 | 1 | 1 | | | | |
| 25～29 | 450 | 229 | 221 | 12 | 12 | 9 | 10 | 16 | 21 | 8 | 9 | 3 | 2 | -3 | -10 | 25 | 25 | 1 | 1 | 1 | 1 | 1 | 1 | 1 | 1 | 1 | 1 | 1 | 1 | 1 | 1 | 1 | | | | |
| 30～34 | 580 | 303 | 277 | 13 | 10 | 3 | 6 | 12 | 18 | 3 | 4 | 4 | 4 | 1 | -2 | 30 | 30 | 1 | 1 | 1 | 1 | 1 | 1 | 1 | 1 | 1 | 1 | 1 | 1 | 1 | 1 | 1 | | | | |
| 35～39 | 712 | 369 | 343 | 12 | 6 | 3 | 5 | 12 | 7 | 5 | 5 | 3 | 3 | -2 | -1 | 35 | 35 | 1 | 1 | 1 | 1 | 1 | 1 | 1 | 1 | 1 | 1 | 1 | 1 | 1 | 1 | 1 | | | | |
| 40～44 | 838 | 418 | 420 | 1 | 5 | 4 | 1 | 4 | 4 | 4 | 4 | 1 | 1 | -3 | -4 | 40 | 40 | 1 | 1 | 1 | 1 | 1 | 1 | 1 | 1 | 1 | 1 | 1 | 1 | 1 | 1 | 1 | | | | |
| 45～49 | 882 | 437 | 445 | 5 | 1 | 1 | 2 | 4 | 2 | 3 | 2 | 2 | 2 | -1 | -1 | 45 | 45 | 1 | 1 | 1 | 1 | 1 | 1 | 1 | 1 | 1 | 1 | 1 | 1 | 1 | 1 | 1 | | | | |
| 50～54 | 166 | 72 | 94 | 2 | 2 | 1 | 2 | 1 | 1 | 1 | 1 | 1 | 1 | 1 | 1 | 45 | 45 | 1 | 1 | 1 | 1 | 1 | 1 | 1 | 1 | 1 | 1 | 1 | 1 | 1 | 1 | 1 | | | | |
| 55～59 | 166 | 83 | 82 | 1 | 1 | 1 | 1 | 1 | 1 | 1 | 1 | 1 | 1 | 1 | 1 | 45 | 45 | 1 | 1 | 1 | 1 | 1 | 1 | 1 | 1 | 1 | 1 | 1 | 1 | 1 | 1 | 1 | 1 | | | |
| 60～64 | 182 | 88 | 94 | 1 | 1 | 1 | 1 | 1 | 1 | 1 | 1 | 1 | 1 | 1 | 1 | 45 | 45 | 1 | 1 | 1 | 1 | 1 | 1 | 1 | 1 | 1 | 1 | 1 | 1 | 1 | 1 | 1 | 1 | | | |
| 65～69 | 193 | 110 | 83 | 2 | 1 | 1 | 2 | 2 | 1 | 2 | 2 | 2 | 2 | 1 | 1 | 45 | 45 | 1 | 1 | 1 | 1 | 1 | 1 | 1 | 1 | 1 | 1 | 1 | 1 | 1 | 1 | 1 | 1 | 1 | | |
| 70～74 | 176 | 84 | 92 | 1 | 1 | 1 | 1 | 1 | 1 | 1 | 1 | 1 | 1 | 1 | 1 | 45 | 45 | 1 | 1 | 1 | 1 | 1 | 1 | 1 | 1 | 1 | 1 | 1 | 1 | 1 | 1 | 1 | 1 | 1 | | |

| | | | | | | | | | | | | | | | | | |
|-------|------|-----|-----|----|----|----|----|----|----|----|----|----|----|-----|-----|-------|----|
| 50～54 | 947 | 473 | 474 | 2 | 1 | 2 | 2 | 4 | 3 | 3 | 1 | 1 | 2 | -4 | -3 | 50～54 | |
| 50 | 155 | 82 | 73 | 1 | 1 | 1 | 2 | 2 | 2 | 2 | 1 | 1 | 2 | -4 | -1 | 50 | |
| 51 | 169 | 84 | 85 | 1 | 1 | 1 | 1 | 2 | 1 | 2 | 1 | 1 | 1 | -1 | -1 | 51 | |
| 52 | 202 | 106 | 96 | 1 | 1 | 1 | 1 | 1 | 1 | 2 | 1 | 1 | 1 | -2 | -2 | 52 | |
| 53 | 215 | 97 | 118 | 1 | 1 | 1 | 1 | 1 | 1 | 1 | 1 | 1 | 1 | -1 | -1 | 53 | |
| 54 | 206 | 104 | 102 | 1 | 1 | 1 | 1 | 1 | 1 | 1 | 1 | 1 | 1 | -1 | -1 | 54 | |
| 55～59 | 1286 | 629 | 657 | 1 | 2 | 2 | 2 | 2 | 6 | 6 | 1 | 7 | 2 | -4 | -5 | 55～59 | |
| 55 | 248 | 112 | 136 | 1 | 1 | 1 | 1 | 1 | 1 | 1 | 1 | 2 | 1 | -2 | -1 | 55 | |
| 56 | 223 | 103 | 120 | 1 | 1 | 1 | 1 | 1 | 1 | 1 | 1 | 2 | 1 | -2 | -1 | 56 | |
| 57 | 261 | 121 | 140 | 1 | 1 | 1 | 1 | 1 | 2 | 2 | 2 | 2 | 1 | -2 | -1 | 57 | |
| 58 | 276 | 147 | 129 | 1 | 1 | 1 | 1 | 1 | 3 | 3 | 2 | 2 | 1 | -3 | -3 | 58 | |
| 59 | 278 | 146 | 132 | 1 | 1 | 1 | 1 | 1 | 1 | 1 | 1 | 1 | 1 | -1 | -1 | 59 | |
| 60～64 | 1512 | 748 | 764 | 3 | 3 | 5 | 1 | 5 | 2 | 2 | 1 | 14 | 4 | -13 | -6 | 60～64 | |
| 60 | 294 | 153 | 141 | 2 | 1 | 3 | 1 | 1 | 1 | 1 | 1 | 2 | 1 | -1 | -1 | 60 | |
| 61 | 284 | 132 | 152 | 1 | 1 | 1 | 1 | 1 | 1 | 1 | 1 | 4 | 1 | -1 | -2 | 61 | |
| 62 | 315 | 165 | 150 | 1 | 1 | 1 | 1 | 2 | 1 | 1 | 2 | 2 | 1 | -3 | -1 | 62 | |
| 63 | 300 | 146 | 154 | 1 | 1 | 1 | 1 | 1 | 1 | 1 | 3 | 3 | 1 | -4 | -1 | 63 | |
| 64 | 319 | 152 | 167 | 1 | 1 | 1 | 1 | 1 | 1 | 1 | 3 | 3 | 1 | -4 | -1 | 64 | |
| 65～69 | 1770 | 879 | 891 | 3 | 3 | 3 | 3 | 3 | 1 | 1 | 3 | 19 | 5 | -15 | -3 | 65～69 | |
| 65 | 326 | 157 | 169 | 1 | 1 | 1 | 1 | 1 | 1 | 1 | 1 | 3 | 1 | -3 | -3 | 65 | |
| 66 | 342 | 174 | 168 | 1 | 1 | 1 | 1 | 1 | 1 | 1 | 3 | 3 | 1 | -3 | -3 | 66 | |
| 67 | 377 | 207 | 170 | 1 | 1 | 1 | 1 | 1 | 1 | 1 | 7 | 7 | 1 | -6 | 2 | 67 | |
| 68 | 393 | 197 | 196 | 1 | 1 | 1 | 1 | 1 | 1 | 1 | 2 | 2 | 1 | -1 | -1 | 68 | |
| 69 | 322 | 144 | 198 | 1 | 1 | 1 | 1 | 1 | 1 | 1 | 4 | 4 | 4 | -2 | -4 | 69 | |
| 70～74 | 1190 | 545 | 645 | 1 | 2 | 2 | 1 | 3 | 2 | 2 | 1 | 13 | 9 | -14 | -10 | 70～74 | |
| 70 | 338 | 175 | 163 | 1 | 1 | 1 | 1 | 2 | 1 | 1 | 7 | 7 | 4 | -7 | -4 | 70 | |
| 71 | 182 | 82 | 100 | 1 | 1 | 1 | 1 | 1 | 1 | 1 | 1 | 1 | 1 | 1 | 1 | 71 | |
| 72 | 192 | 81 | 111 | 1 | 1 | 1 | 1 | 1 | 1 | 1 | 3 | 3 | 1 | -3 | -3 | 72 | |
| 73 | 251 | 120 | 131 | 1 | 1 | 1 | 1 | 1 | 2 | 1 | 1 | 1 | 1 | -2 | -3 | 73 | |
| 74 | 227 | 87 | 140 | 1 | 1 | 1 | 1 | 1 | 1 | 2 | 2 | 2 | 4 | -3 | -3 | 74 | |
| 75～79 | 1280 | 524 | 756 | 4 | 2 | 1 | 1 | 1 | 1 | 1 | 16 | 8 | 8 | -12 | -9 | 75～79 | |
| 75 | 310 | 127 | 183 | 1 | 1 | 1 | 1 | 1 | 1 | 1 | 6 | 1 | 1 | -7 | -7 | 75 | |
| 76 | 257 | 121 | 136 | 1 | 1 | 1 | 1 | 1 | 1 | 1 | 2 | 2 | 1 | -1 | -1 | 76 | |
| 77 | 225 | 92 | 133 | 2 | 1 | 1 | 1 | 1 | 2 | 2 | 1 | 4 | 4 | 2 | -6 | -6 | 77 |
| 78 | 228 | 85 | 143 | 1 | 1 | 1 | 1 | 1 | 1 | 1 | 3 | 3 | 2 | -2 | -1 | 78 | |
| 79 | 260 | 99 | 161 | 1 | 1 | 1 | 1 | 1 | 1 | 1 | 4 | 4 | 3 | -4 | -4 | 79 | |
| 80～84 | 1232 | 449 | 783 | 3 | 3 | 3 | 3 | 3 | 1 | 2 | 2 | 21 | 20 | -18 | -20 | 80～84 | |
| 80 | 230 | 88 | 142 | 1 | 1 | 1 | 1 | 1 | 1 | 1 | 3 | 3 | 8 | -3 | -7 | 80 | |
| 81 | 285 | 118 | 167 | 1 | 1 | 1 | 1 | 1 | 1 | 1 | 5 | 5 | 1 | -5 | -5 | 81 | |
| 82 | 256 | 87 | 169 | 1 | 1 | 1 | 1 | 1 | 1 | 1 | 6 | 4 | 4 | -5 | -3 | 82 | |
| 83 | 223 | 88 | 135 | 1 | 1 | 1 | 1 | 1 | 2 | 2 | 5 | 3 | 3 | -4 | -5 | 83 | |
| 84 | 238 | 68 | 170 | 1 | 1 | 1 | 1 | 1 | 1 | 1 | 2 | 2 | 4 | -1 | -5 | 84 | |
| 85～89 | 925 | 284 | 641 | 4 | 5 | 2 | 2 | 2 | 3 | 1 | 40 | 49 | 49 | -36 | -46 | 85～89 | |
| 85 | 231 | 99 | 132 | 2 | 2 | 1 | 1 | 1 | 1 | 1 | 10 | 9 | 9 | -10 | -7 | 85 | |
| 86 | 224 | 66 | 158 | 2 | 2 | 1 | 1 | 1 | 1 | 1 | 10 | 9 | 9 | -8 | -7 | 86 | |
| 87 | 166 | 48 | 118 | 1 | 1 | 1 | 1 | 1 | 1 | 1 | 4 | 5 | 5 | -3 | -5 | 87 | |
| 88 | 150 | 34 | 116 | 1 | 1 | 1 | 1 | 1 | 1 | 1 | 6 | 14 | 14 | -5 | -14 | 88 | |
| 89 | 154 | 37 | 117 | 1 | 1 | 1 | 1 | 1 | 1 | 1 | 10 | 12 | 12 | -10 | -13 | 89 | |
| 90～94 | 387 | 89 | 298 | 3 | 3 | 1 | 1 | 1 | 4 | 1 | 20 | 53 | 53 | -18 | -53 | 90～94 | |
| 90 | 110 | 38 | 72 | 1 | 1 | 1 | 1 | 1 | 2 | 1 | 9 | 10 | 10 | -9 | -12 | 90 | |
| 91 | 97 | 15 | 82 | 1 | 3 | 1 | 1 | 1 | 1 | 1 | 5 | 13 | 13 | -4 | -9 | 91 | |
| 92 | 75 | 15 | 60 | 1 | 1 | 1 | 1 | 1 | 2 | 2 | 3 | 11 | 11 | -3 | -13 | 92 | |
| 93 | 68 | 16 | 52 | 2 | 1 | 1 | 1 | 1 | 1 | 1 | 1 | 10 | 10 | -10 | -10 | 93 | |
| 94 | 37 | 5 | 32 | 1 | 1 | 1 | 1 | 1 | 1 | 1 | 2 | 9 | 9 | -2 | -9 | 94 | |
| 95～99 | 74 | 4 | 70 | 1 | 1 | 1 | 1 | 1 | 1 | 1 | 5 | 26 | 26 | -5 | -25 | 95～99 | |
| 95 | 28 | 3 | 25 | 1 | 1 | 1 | 1 | 1 | 1 | 1 | 2 | 7 | 7 | -2 | -6 | 95 | |
| 96 | 22 | 1 | 21 | 1 | 1 | 1 | 1 | 1 | 1 | 1 | 1 | 3 | 3 | -1 | -3 | 96 | |
| 97 | 14 | 1 | 14 | 1 | 1 | 1 | 1 | 1 | 1 | 1 | 2 | 10 | 10 | -2 | -10 | 97 | |
| 98 | 5 | 5 | 5 | 1 | 1 | 1 | 1 | 1 | 1 | 1 | 2 | 2 | 2 | -2 | -2 | 98 | |
| 99 | 5 | 5 | 5 | 1 | 1 | 1 | 1 | 1 | 1 | 1 | 2 | 4 | 4 | -4 | -4 | 99 | |
| 100～ | 9 | 9 | 9 | 1 | 1 | 1 | 1 | 1 | 1 | 1 | 2 | 7 | 7 | -2 | -7 | 100～ | |
| 年齢不詳 | 2 | 1 | 1 | 1 | 1 | 1 | 1 | 1 | 1 | 1 | 1 | 1 | 1 | 1 | 1 | 年齢不詳 | |
| 計 | 68 | 33 | 35 | 68 | 33 | 35 | 68 | 33 | 35 | 68 | 33 | 35 | 68 | 33 | 35 | 計 | |

※0歳の「差引増減」は、出生数を含めて算出している。

市町村名：八峰町

| 年齢 | 平成29年10月1日現在の人口 | | 平成28年10月～平成29年9月の人口動態 | | | | | | | | | | | | 年齢 | | |
|-----|-----------------|------|-----------------------|----|----|----|----|----|----|------|----|----|----|-----|-----|-----|----|
| | 総数 | 男 | 女 | 転入 | | 転出 | | 死亡 | | 差引増減 | | 男 | 女 | 総数 | | | |
| | | | | 県内 | 県外 | 県内 | 県外 | 男 | 女 | 男 | 女 | | | | | | |
| | | | | | | | | | | | | | | | | 男 | 女 |
| 0～4 | 6995 | 3274 | 3721 | 32 | 31 | 31 | 39 | 37 | 36 | 34 | 43 | 92 | 62 | -94 | 10 | -53 | 55 |
| 5 | 112 | 57 | 55 | 5 | 2 | 1 | 1 | 1 | 1 | 1 | 1 | 1 | 1 | 1 | 6 | 18 | 0 |
| 6 | 24 | 6 | 18 | 2 | 1 | 1 | 1 | 1 | 1 | 1 | 1 | 1 | 1 | 1 | 1 | 1 | 13 |
| 7 | 21 | 10 | 11 | 1 | 1 | 1 | 1 | 1 | 1 | 1 | 1 | 1 | 1 | 1 | 1 | 1 | 12 |
| 8 | 23 | 14 | 9 | 1 | 1 | 1 | 1 | 1 | 1 | 1 | 1 | 1 | 1 | 1 | 1 | 1 | 12 |
| 9 | 20 | 14 | 6 | 1 | 1 | 1 | 1 | 1 | 1 | 1 | 1 | 1 | 1 | 1 | 1 | 1 | 18 |
| 10 | 24 | 13 | 11 | 1 | 1 | 1 | 1 | 1 | 1 | 1 | 1 | 1 | 1 | 1 | 1 | 1 | 94 |
| 11 | 190 | 98 | 92 | 1 | 2 | 3 | 1 | 1 | 1 | 1 | 1 | 1 | 1 | 2 | -1 | 2 | 15 |
| 12 | 30 | 16 | 14 | 1 | 1 | 1 | 1 | 1 | 1 | 1 | 1 | 1 | 1 | -1 | 1 | 22 | |
| 13 | 35 | 15 | 20 | 1 | 1 | 1 | 1 | 1 | 1 | 1 | 1 | 1 | 1 | 1 | 1 | 20 | |
| 14 | 40 | 23 | 17 | 1 | 1 | 1 | 1 | 1 | 1 | 1 | 1 | 1 | 1 | 1 | 1 | 23 | |
| 15 | 34 | 21 | 13 | 1 | 1 | 1 | 1 | 1 | 1 | 1 | 1 | 1 | 1 | 1 | 1 | 20 | |
| 16 | 51 | 23 | 28 | 1 | 1 | 1 | 1 | 1 | 1 | 1 | 1 | 1 | 1 | 1 | 1 | 14 | |
| 17 | 233 | 121 | 112 | 2 | 1 | 1 | 1 | 1 | 1 | 1 | 1 | 1 | 1 | 2 | 2 | 124 | |
| 18 | 34 | 16 | 18 | 1 | 1 | 1 | 1 | 1 | 1 | 1 | 1 | 1 | 1 | 1 | 1 | 27 | |
| 19 | 43 | 27 | 16 | 1 | 1 | 1 | 1 | 1 | 1 | 1 | 1 | 1 | 1 | 1 | 1 | 27 | |
| 20 | 27 | 11 | 16 | 1 | 1 | 1 | 1 | 1 | 1 | 1 | 1 | 1 | 1 | 1 | 1 | 23 | |
| 21 | 49 | 24 | 25 | 2 | 1 | 1 | 1 | 1 | 1 | 1 | 1 | 1 | 1 | 1 | 1 | 29 | |
| 22 | 53 | 30 | 23 | 2 | 1 | 1 | 1 | 1 | 1 | 1 | 1 | 1 | 1 | 1 | 1 | 24 | |
| 23 | 54 | 24 | 30 | 2 | 2 | 2 | 1 | 4 | 3 | 8 | 11 | 11 | 11 | -8 | -11 | 152 | |
| 24 | 268 | 126 | 142 | 2 | 2 | 2 | 1 | 4 | 3 | 8 | 11 | 11 | 11 | -8 | -11 | 27 | |
| 25 | 58 | 20 | 38 | 1 | 1 | 1 | 1 | 1 | 1 | 1 | 1 | 1 | 1 | -1 | 1 | 29 | |
| 26 | 54 | 26 | 28 | 1 | 1 | 1 | 1 | 2 | 2 | 2 | 2 | 2 | 2 | -1 | 1 | 29 | |
| 27 | 65 | 28 | 37 | 1 | 1 | 1 | 1 | 1 | 1 | 1 | 1 | 1 | 1 | -1 | 1 | 29 | |
| 28 | 52 | 28 | 24 | 1 | 1 | 1 | 1 | 1 | 1 | 1 | 1 | 1 | 1 | -1 | -4 | 39 | |
| 29 | 39 | 24 | 15 | 3 | 3 | 2 | 1 | 1 | 2 | 6 | 7 | 7 | 7 | -5 | -8 | 28 | |
| 30 | 108 | 74 | 34 | 3 | 3 | 7 | 10 | 6 | 5 | 6 | 17 | 17 | 17 | -2 | -9 | 70 | |
| 31 | 34 | 20 | 14 | 1 | 1 | 1 | 1 | 1 | 1 | 1 | 1 | 1 | 1 | 1 | 1 | 11 | |
| 32 | 11 | 8 | 3 | 1 | 1 | 1 | 2 | 2 | 1 | 2 | 4 | 4 | 4 | -3 | -2 | 16 | |
| 33 | 17 | 12 | 5 | 1 | 1 | 3 | 2 | 3 | 1 | 2 | 4 | 4 | 4 | -1 | -2 | 16 | |
| 34 | 19 | 17 | 2 | 1 | 3 | 3 | 2 | 2 | 2 | 2 | 7 | 7 | 7 | 1 | 1 | 17 | |
| 35 | 27 | 17 | 10 | 1 | 2 | 2 | 3 | 4 | 4 | 4 | 2 | 2 | 2 | 1 | -1 | 12 | |
| 36 | 155 | 89 | 66 | 1 | 7 | 1 | 6 | 3 | 5 | 5 | 4 | 4 | 4 | -6 | -4 | 102 | |
| 37 | 14 | 11 | 3 | 1 | 1 | 1 | 1 | 1 | 1 | 2 | 3 | 3 | 3 | -2 | -3 | 23 | |
| 38 | 32 | 20 | 12 | 1 | 2 | 2 | 4 | 2 | 1 | 1 | 3 | 3 | 3 | -3 | -3 | 15 | |
| 39 | 36 | 16 | 20 | 1 | 2 | 1 | 4 | 1 | 1 | 1 | 1 | 1 | 1 | 1 | 5 | 22 | |
| 40 | 39 | 19 | 20 | 2 | 2 | 1 | 1 | 1 | 1 | 2 | 2 | 2 | 2 | -1 | 3 | 24 | |
| 41 | 34 | 23 | 11 | 3 | 3 | 2 | 1 | 1 | 3 | 1 | 1 | 1 | 1 | -1 | -1 | 18 | |
| 42 | 216 | 116 | 100 | 3 | 2 | 3 | 10 | 8 | 4 | 2 | 1 | 1 | 1 | -4 | 7 | 130 | |
| 43 | 38 | 19 | 19 | 1 | 1 | 1 | 3 | 2 | 1 | 2 | 1 | 1 | 1 | 2 | 1 | 24 | |
| 44 | 42 | 26 | 16 | 1 | 1 | 2 | 1 | 1 | 1 | 1 | 1 | 1 | 1 | 2 | 1 | 27 | |
| 45 | 32 | 20 | 12 | 1 | 1 | 1 | 1 | 1 | 1 | 1 | 1 | 1 | 1 | -5 | 2 | 22 | |
| 46 | 46 | 22 | 24 | 1 | 1 | 1 | 3 | 3 | 2 | 2 | 2 | 2 | 2 | -2 | 2 | 25 | |
| 47 | 43 | 23 | 20 | 1 | 1 | 1 | 2 | 1 | 1 | 1 | 1 | 1 | 1 | -1 | 1 | 32 | |
| 48 | 47 | 26 | 21 | 1 | 1 | 1 | 1 | 1 | 1 | 1 | 1 | 1 | 1 | -1 | 1 | 92 | |
| 49 | 269 | 143 | 126 | 2 | 3 | 3 | 5 | 4 | 5 | 2 | 3 | 1 | 1 | -2 | 3 | 155 | |
| 50 | 60 | 34 | 26 | 1 | 1 | 1 | 3 | 4 | 4 | 1 | 1 | 1 | 1 | -1 | 2 | 27 | |
| 51 | 49 | 25 | 24 | 1 | 1 | 1 | 1 | 1 | 1 | 1 | 1 | 1 | 1 | -1 | 2 | 27 | |
| 52 | 52 | 25 | 27 | 1 | 1 | 1 | 1 | 2 | 2 | 1 | 1 | 1 | 1 | -1 | 1 | 24 | |
| 53 | 49 | 26 | 23 | 1 | 1 | 2 | 1 | 1 | 1 | 1 | 1 | 1 | 1 | -2 | 1 | 37 | |
| 54 | 59 | 33 | 26 | 1 | 1 | 1 | 1 | 1 | 1 | 1 | 1 | 1 | 1 | -2 | 1 | 40 | |
| 55 | 396 | 210 | 186 | 2 | 2 | 1 | 2 | 1 | 3 | 3 | 3 | 1 | 1 | -2 | -2 | 214 | |
| 56 | 74 | 40 | 34 | 1 | 1 | 1 | 1 | 1 | 2 | 2 | 3 | 1 | 1 | -2 | -2 | 41 | |
| 57 | 41 | 40 | 34 | 1 | 1 | 1 | 1 | 1 | 2 | 2 | 1 | 1 | 1 | -1 | -2 | 39 | |
| 58 | 72 | 39 | 33 | 1 | 1 | 1 | 1 | 1 | 1 | 1 | 1 | 1 | 1 | -1 | -1 | 49 | |
| 59 | 87 | 50 | 37 | 1 | 1 | 1 | 1 | 1 | 1 | 1 | 1 | 1 | 1 | -1 | -1 | 41 | |
| 60 | 91 | 41 | 50 | 4 | 1 | 1 | 1 | 4 | 3 | 2 | 1 | 1 | 1 | -1 | 1 | 44 | |
| 61 | 360 | 186 | 194 | 4 | 1 | 2 | 1 | 4 | 3 | 2 | 1 | 1 | 1 | -1 | -3 | 195 | |
| 62 | 74 | 44 | 30 | 1 | 1 | 1 | 1 | 1 | 2 | 2 | 1 | 1 | 1 | -1 | 1 | 29 | |
| 63 | 67 | 23 | 44 | 1 | 1 | 1 | 1 | 1 | 1 | 1 | 1 | 1 | 1 | -3 | -3 | 36 | |
| 64 | 71 | 38 | 33 | 1 | 1 | 1 | 1 | 1 | 1 | 1 | 1 | 1 | 1 | -1 | -1 | 38 | |
| 65 | 80 | 36 | 44 | 1 | 1 | 1 | 2 | 2 | 1 | 1 | 1 | 1 | 1 | -2 | -2 | 41 | |
| 66 | 88 | 45 | 43 | 2 | 1 | 1 | 1 | 1 | 1 | 1 | 1 | 1 | 1 | 2 | 2 | 51 | |

| | | | | | | | | | | | | |
|-------------------------|-----|-----|-----|---|---|---|---|----|----|----|-----|-----|
| 50～54 | 438 | 222 | 216 | 1 | 3 | 3 | 2 | 3 | 2 | 3 | -2 | 221 |
| 50 | 95 | 54 | 41 | | 2 | 2 | | 1 | | 2 | | 35 |
| 51 | 75 | 38 | 37 | | 1 | 1 | | 1 | | 1 | | 43 |
| 52 | 88 | 43 | 45 | | 2 | 2 | | 2 | | -1 | | 45 |
| 53 | 86 | 44 | 42 | | | | | 1 | | -1 | | 45 |
| 54 | 94 | 43 | 51 | | 1 | 1 | | 1 | | -2 | | 53 |
| 55～59 | 553 | 284 | 269 | 3 | 1 | 2 | 1 | 2 | 1 | 2 | 1 | 303 |
| 55 | 107 | 54 | 53 | | 1 | 1 | | | | | | 56 |
| 56 | 109 | 58 | 51 | | 1 | 1 | | 1 | | 1 | | 64 |
| 57 | 117 | 63 | 54 | | 1 | 1 | | 1 | | -1 | | 57 |
| 58 | 107 | 57 | 50 | | 1 | 1 | | 1 | | -1 | | 51 |
| 59 | 113 | 52 | 61 | | 1 | 1 | | 1 | | 1 | | 75 |
| 60～64 | 606 | 312 | 294 | 1 | 1 | 1 | 1 | 4 | 1 | 4 | -3 | 330 |
| 60 | 130 | 75 | 55 | | | | | | | | | 66 |
| 61 | 121 | 63 | 58 | | 1 | 1 | | 1 | | -2 | | 55 |
| 62 | 115 | 55 | 60 | | | | | | | | | 57 |
| 63 | 122 | 58 | 64 | | 1 | 1 | | 1 | | 1 | | 64 |
| 64 | 118 | 61 | 57 | | 1 | 1 | | 3 | | -2 | | 88 |
| 65～69 | 841 | 426 | 415 | 2 | 1 | 1 | 1 | 7 | 1 | 7 | -3 | 415 |
| 65 | 163 | 87 | 76 | | | | | 2 | | -2 | | 69 |
| 66 | 141 | 70 | 71 | | 1 | 1 | | 2 | | -2 | | 91 |
| 67 | 183 | 89 | 94 | | 1 | 1 | | 1 | | 1 | | 89 |
| 68 | 180 | 86 | 94 | | 1 | 1 | | 3 | | -3 | | 95 |
| 69 | 174 | 94 | 80 | | 1 | 1 | | 1 | | 1 | | 71 |
| 70～74 | 532 | 232 | 300 | 1 | 1 | 1 | | 9 | 2 | 9 | -1 | 240 |
| 70 | 153 | 67 | 86 | | | | | | | | | 32 |
| 71 | 68 | 28 | 40 | | | | | 3 | | -3 | | 50 |
| 72 | 103 | 45 | 58 | | | | | 3 | | -3 | | 43 |
| 73 | 99 | 40 | 59 | | 1 | 1 | | 2 | | -2 | | 54 |
| 74 | 109 | 52 | 57 | | | | | 1 | 2 | -1 | | 61 |
| 75～79 | 559 | 226 | 333 | 1 | 1 | 1 | | 9 | 2 | 9 | -1 | 231 |
| 75 | 139 | 57 | 82 | | | | | 2 | | -2 | | 65 |
| 76 | 117 | 61 | 56 | | | | | 1 | | -1 | | 30 |
| 77 | 94 | 25 | 69 | | | | | 3 | | -3 | | 42 |
| 78 | 103 | 40 | 63 | | | | | 2 | | -2 | | 44 |
| 79 | 106 | 43 | 63 | | 1 | 1 | | 1 | | 1 | | 50 |
| 80～84 | 564 | 208 | 356 | | 1 | 1 | | 14 | 11 | 14 | -13 | 207 |
| 80 | 115 | 47 | 68 | | | | | 2 | | -2 | | 45 |
| 81 | 111 | 41 | 70 | | | | | 3 | 2 | -3 | | 47 |
| 82 | 134 | 44 | 90 | | | | | 1 | | -1 | | 40 |
| 83 | 99 | 33 | 66 | | | | 1 | 4 | 1 | -4 | | 48 |
| 84 | 105 | 43 | 62 | | 1 | 1 | | 4 | 1 | -4 | | 27 |
| 85～89 | 370 | 106 | 264 | | | 2 | | 19 | 16 | 19 | -16 | 136 |
| 85 | 81 | 22 | 59 | | | | | 3 | 2 | -3 | | 34 |
| 86 | 100 | 28 | 72 | | | | | 4 | 4 | -4 | | 33 |
| 87 | 79 | 27 | 52 | | | 1 | | 5 | 2 | -6 | | 20 |
| 88 | 57 | 11 | 46 | | | | | 4 | 4 | -4 | | 27 |
| 89 | 53 | 18 | 35 | | | 1 | | 3 | 4 | -4 | | 22 |
| 90～94 | 159 | 30 | 129 | | 1 | 1 | | 18 | 14 | 18 | -16 | 42 |
| 90 | 37 | 11 | 26 | | | | | 5 | 2 | -5 | | 17 |
| 91 | 47 | 12 | 35 | | 1 | 1 | | 2 | 2 | -2 | | 10 |
| 92 | 42 | 7 | 35 | | | | | 2 | 5 | -5 | | 7 |
| 93 | 21 | 1 | 20 | | | | | 5 | 3 | -5 | | 3 |
| 94 | 12 | -1 | 13 | | | | | 4 | 4 | -4 | | 5 |
| 95～99 | 43 | 8 | 35 | | 1 | 1 | | 4 | 8 | 4 | -7 | 11 |
| 95 | 15 | 2 | 13 | | | | | 2 | 2 | -2 | | 2 |
| 96 | 11 | 1 | 10 | | 1 | 1 | | 2 | 2 | -2 | | 8 |
| 97 | 11 | 5 | 6 | | | | | 2 | 3 | -3 | | 0 |
| 98 | 4 | 4 | 4 | | | | | 1 | 1 | -1 | | 1 |
| 99 | 2 | 2 | 2 | | | | | 2 | 2 | -2 | | 0 |
| 100～ | 1 | 1 | 1 | | | | | 5 | 5 | -5 | | 2 |
| 年齢不詳 | | | | | | | | | | | | 0 |
| 出生数：男 6 人 女 18 人 計 24 人 | | | | | | | | | | | | |

※0歳の「差引増減」は、出生数を含めて算出している。

| 年齢 | 平成29年10月1日現在の人口 | | | | 平成28年10月～平成29年9月の人口動態 | | | | | | | | | | | | 年齢 |
|---------|-----------------|-------|-------|-----|-----------------------|-----|-----|-----|-----|-----|------|-----|-----|------|------|-----|----|
| | 総数 | | 性別 | | 転入 | | 転出 | | 死亡 | | 差引増減 | | 年齢 | | | | |
| | 男 | 女 | 男 | 女 | 県内 | 県外 | 県内 | 県外 | 男 | 女 | 男 | 女 | | | | | |
| 総数 | 22767 | 10675 | 12092 | 165 | 175 | 120 | 103 | 210 | 220 | 138 | 156 | 188 | 191 | -202 | -242 | 0～4 | |
| 0～4 | 541 | 285 | 256 | 16 | 10 | 5 | 3 | 16 | 12 | 3 | 6 | 51 | 42 | 46 | 46 | 0 | |
| 5～9 | 92 | 46 | 46 | 2 | 1 | 1 | 1 | 5 | 5 | 2 | 1 | 4 | 1 | 3 | 3 | 1 | |
| 10～14 | 112 | 67 | 45 | 5 | 4 | 2 | 2 | 3 | 4 | 1 | 1 | 4 | 1 | 3 | 3 | 2 | |
| 15～19 | 97 | 47 | 50 | 2 | 2 | 2 | 2 | 2 | 4 | 1 | 3 | 1 | 1 | 2 | 2 | 1 | |
| 20～24 | 108 | 57 | 51 | 3 | 3 | 3 | 2 | 3 | 3 | 1 | 3 | 1 | 3 | 2 | 2 | 2 | |
| 25～29 | 132 | 68 | 64 | 4 | 6 | 1 | 4 | 6 | 4 | 4 | 6 | 1 | 4 | 2 | 2 | 4 | |
| 30～34 | 661 | 330 | 331 | 3 | 6 | 2 | 4 | 6 | 4 | 4 | 6 | 1 | 4 | 1 | 1 | 5 | |
| 35～39 | 109 | 62 | 47 | 2 | 1 | 1 | 1 | 3 | 2 | 1 | 2 | 1 | 2 | 1 | 2 | 5 | |
| 40～44 | 143 | 72 | 71 | 1 | 1 | 1 | 1 | 3 | 2 | 2 | 2 | 1 | 2 | 1 | 2 | 6 | |
| 45～49 | 125 | 67 | 58 | 1 | 3 | 2 | 2 | 2 | 1 | 1 | 2 | 1 | 1 | 1 | 1 | 7 | |
| 50～54 | 139 | 65 | 74 | 3 | 3 | 3 | 2 | 2 | 1 | 2 | 2 | 2 | 2 | 2 | 2 | 8 | |
| 55～59 | 145 | 64 | 81 | 1 | 1 | 1 | 1 | 1 | 1 | 1 | 1 | 1 | 1 | 1 | 1 | 9 | |
| 60～64 | 816 | 423 | 393 | 3 | 4 | 5 | 5 | 8 | 8 | 4 | 2 | 4 | 4 | 4 | 4 | 10 | |
| 65～69 | 135 | 83 | 52 | 1 | 2 | 1 | 3 | 3 | 3 | 1 | 1 | 1 | 1 | 1 | 1 | 10 | |
| 70～74 | 153 | 70 | 70 | 1 | 2 | 1 | 3 | 3 | 3 | 2 | 1 | 2 | 2 | 2 | 2 | 11 | |
| 75～79 | 156 | 75 | 81 | 1 | 1 | 1 | 3 | 1 | 3 | 2 | 1 | 2 | 2 | 2 | 2 | 12 | |
| 80～84 | 201 | 97 | 104 | 1 | 1 | 3 | 1 | 1 | 3 | 1 | 1 | 1 | 1 | 1 | 1 | 13 | |
| 85～89 | 171 | 85 | 86 | 1 | 1 | 2 | 2 | 2 | 2 | 1 | 2 | 1 | 1 | 1 | 1 | 14 | |
| 90～94 | 1019 | 499 | 520 | 8 | 13 | 23 | 25 | 9 | 12 | 23 | 22 | 4 | 4 | 4 | 4 | 15 | |
| 95～99 | 187 | 88 | 99 | 1 | 1 | 1 | 1 | 1 | 1 | 1 | 1 | 1 | 1 | 1 | 1 | 15 | |
| 100～104 | 205 | 95 | 110 | 3 | 5 | 5 | 18 | 5 | 2 | 7 | 6 | 2 | 2 | 2 | 2 | 16 | |
| 105～109 | 227 | 116 | 111 | 3 | 5 | 5 | 5 | 5 | 2 | 7 | 6 | 4 | 4 | 4 | 4 | 17 | |
| 110～114 | 197 | 98 | 99 | 5 | 7 | 7 | 7 | 7 | 7 | 14 | 15 | 6 | 6 | 6 | 6 | 18 | |
| 115～119 | 203 | 102 | 101 | 5 | 7 | 17 | 7 | 2 | 7 | 14 | 15 | 6 | 6 | 6 | 6 | 19 | |
| 120～124 | 629 | 357 | 272 | 31 | 23 | 29 | 18 | 42 | 41 | 56 | 88 | 8 | 8 | 8 | 8 | 20 | |
| 125～129 | 167 | 91 | 76 | 6 | 5 | 4 | 3 | 2 | 10 | 8 | 4 | 4 | 4 | 4 | 4 | 20 | |
| 130～134 | 130 | 61 | 69 | 6 | 3 | 4 | 4 | 8 | 10 | 10 | 11 | 12 | 12 | 12 | 12 | 21 | |
| 135～139 | 118 | 78 | 40 | 7 | 9 | 9 | 3 | 16 | 8 | 14 | 23 | 17 | 17 | 17 | 17 | 22 | |
| 140～144 | 90 | 63 | 27 | 7 | 3 | 3 | 6 | 9 | 10 | 14 | 19 | 19 | 19 | 19 | 19 | 23 | |
| 145～149 | 124 | 64 | 60 | 8 | 5 | 7 | 2 | 7 | 3 | 10 | 11 | 7 | 7 | 7 | 7 | 24 | |
| 150～154 | 624 | 363 | 261 | 18 | 18 | 16 | 13 | 32 | 37 | 13 | 12 | 11 | 11 | 11 | 11 | 25 | |
| 155～159 | 100 | 60 | 40 | 4 | 3 | 4 | 3 | 7 | 7 | 4 | 1 | 1 | 1 | 1 | 1 | 25 | |
| 160～164 | 118 | 73 | 45 | 4 | 5 | 2 | 2 | 8 | 13 | 1 | 4 | 4 | 4 | 4 | 4 | 26 | |
| 165～169 | 115 | 62 | 53 | 2 | 3 | 2 | 2 | 6 | 6 | 1 | 3 | 3 | 3 | 3 | 3 | 27 | |
| 170～174 | 142 | 79 | 63 | 3 | 3 | 5 | 4 | 8 | 6 | 3 | 2 | 2 | 2 | 2 | 2 | 28 | |
| 175～179 | 149 | 89 | 60 | 8 | 4 | 3 | 3 | 3 | 5 | 3 | 2 | 2 | 2 | 2 | 2 | 29 | |
| 180～184 | 829 | 437 | 392 | 20 | 24 | 9 | 7 | 18 | 31 | 9 | 10 | 10 | 10 | 10 | 10 | 30 | |
| 185～189 | 156 | 83 | 73 | 4 | 4 | 3 | 3 | 3 | 6 | 3 | 3 | 3 | 3 | 3 | 3 | 31 | |
| 190～194 | 159 | 84 | 75 | 3 | 8 | 2 | 2 | 3 | 5 | 2 | 1 | 1 | 1 | 1 | 1 | 31 | |
| 195～199 | 174 | 99 | 75 | 5 | 3 | 1 | 2 | 4 | 12 | 1 | 2 | 2 | 2 | 2 | 2 | 32 | |
| 200～204 | 149 | 79 | 70 | 5 | 6 | 2 | 3 | 3 | 7 | 3 | 5 | 4 | 4 | 4 | 4 | 33 | |
| 205～209 | 191 | 92 | 99 | 3 | 3 | 1 | 2 | 5 | 1 | 3 | 1 | 1 | 1 | 1 | 1 | 34 | |
| 210～214 | 1015 | 517 | 498 | 17 | 17 | 6 | 6 | 10 | 13 | 7 | 6 | 6 | 6 | 6 | 6 | 35 | |
| 215～219 | 190 | 110 | 80 | 6 | 5 | 1 | 1 | 7 | 7 | 1 | 2 | 2 | 2 | 2 | 2 | 35 | |
| 220～224 | 215 | 114 | 101 | 3 | 2 | 1 | 2 | 2 | 2 | 1 | 1 | 1 | 1 | 1 | 1 | 36 | |
| 225～229 | 189 | 98 | 91 | 4 | 4 | 2 | 1 | 2 | 2 | 1 | 1 | 1 | 1 | 1 | 1 | 37 | |
| 230～234 | 38 | 189 | 85 | 1 | 2 | 1 | 1 | 2 | 2 | 4 | 1 | 1 | 1 | 1 | 1 | 38 | |
| 235～239 | 232 | 110 | 122 | 3 | 4 | 1 | 1 | 4 | 2 | 4 | 3 | 3 | 3 | 3 | 3 | 39 | |
| 240～244 | 1240 | 647 | 593 | 11 | 12 | 9 | 7 | 12 | 14 | 4 | 6 | 4 | 4 | 4 | 4 | 40 | |
| 245～249 | 102 | 122 | 102 | 2 | 4 | 3 | 3 | 1 | 2 | 2 | 2 | 2 | 2 | 2 | 2 | 40 | |
| 250～254 | 279 | 146 | 133 | 3 | 2 | 1 | 3 | 1 | 4 | 1 | 2 | 2 | 2 | 2 | 2 | 41 | |
| 255～259 | 233 | 111 | 122 | 3 | 2 | 1 | 1 | 5 | 2 | 1 | 1 | 1 | 1 | 1 | 1 | 41 | |
| 260～264 | 233 | 111 | 122 | 3 | 2 | 1 | 1 | 5 | 2 | 1 | 1 | 1 | 1 | 1 | 1 | 42 | |
| 265～269 | 258 | 138 | 120 | 3 | 4 | 3 | 3 | 4 | 3 | 3 | 1 | 1 | 1 | 1 | 1 | 43 | |
| 270～274 | 246 | 130 | 116 | 2 | 3 | 3 | 1 | 1 | 3 | 2 | 2 | 2 | 2 | 2 | 2 | 44 | |
| 275～279 | 1354 | 668 | 686 | 9 | 4 | 6 | 4 | 8 | 9 | 8 | 3 | 1 | 1 | 1 | 1 | 45 | |
| 280～284 | 256 | 135 | 121 | 2 | 2 | 1 | 2 | 2 | 2 | 5 | 5 | 3 | 3 | 3 | 3 | 45 | |
| 285～289 | 274 | 129 | 145 | 1 | 2 | 2 | 2 | 2 | 2 | 1 | 1 | 1 | 1 | 1 | 1 | 46 | |
| 290～294 | 260 | 130 | 130 | 3 | 2 | 3 | 1 | 1 | 3 | 3 | 2 | 2 | 2 | 2 | 2 | 47 | |
| 295～299 | 263 | 124 | 139 | 3 | 2 | 1 | 1 | 1 | 2 | 1 | 1 | 1 | 1 | 1 | 1 | 48 | |
| 300～304 | 301 | 150 | 151 | 3 | 3 | 1 | 1 | 3 | 1 | 2 | 2 | 2 | 2 | 2 | 2 | 49 | |

| | | | | | | | | | | | | | | | | |
|-------|------|------|------|----|----|-----|----|----|-----|----|----|-----|----|-----|-------|-------|
| 50～54 | 1367 | 677 | 690 | 8 | 4 | 2 | 3 | 13 | 6 | 2 | 3 | 2 | 1 | -7 | -3 | 50～54 |
| 50 | 288 | 138 | 150 | 3 | 2 | 1 | 2 | 2 | 2 | 2 | 2 | 2 | 2 | 2 | -2 | 50 |
| 51 | 223 | 118 | 105 | 2 | 1 | 1 | 1 | 1 | 2 | 2 | 2 | 1 | 1 | 1 | 1 | 51 |
| 52 | 269 | 139 | 130 | 2 | 1 | 1 | 3 | 3 | 2 | 2 | 2 | 1 | 1 | -5 | 52 | |
| 53 | 278 | 137 | 141 | 2 | 1 | 1 | 6 | 6 | 2 | 2 | 1 | 1 | 1 | -5 | 53 | |
| 54 | 309 | 145 | 164 | 1 | 1 | 1 | 1 | 1 | 2 | 1 | 1 | 1 | 1 | 1 | 54 | |
| 55～59 | 1527 | 733 | 794 | 6 | 4 | 2 | 10 | 10 | 2 | 2 | 2 | 2 | 3 | -7 | 55～59 | |
| 55 | 294 | 149 | 145 | 1 | 1 | 1 | 2 | 2 | 1 | 1 | 1 | 1 | 1 | -1 | 55 | |
| 56 | 301 | 149 | 152 | 2 | 1 | 1 | 1 | 1 | 2 | 1 | 1 | 1 | 1 | -1 | 56 | |
| 57 | 306 | 154 | 152 | 1 | 1 | 1 | 1 | 1 | 1 | 1 | 1 | 1 | 1 | -1 | 57 | |
| 58 | 311 | 150 | 161 | 1 | 1 | 1 | 4 | 4 | 1 | 1 | 1 | 2 | 2 | -5 | 58 | |
| 59 | 315 | 131 | 184 | 2 | 2 | 1 | 3 | 3 | 1 | 1 | 1 | 1 | 1 | -2 | 59 | |
| 60～64 | 1964 | 972 | 992 | 8 | 7 | 4 | 3 | 8 | 2 | 2 | 2 | 5 | 3 | -3 | 60～64 | |
| 60 | 348 | 180 | 168 | 2 | 2 | 1 | 1 | 1 | 1 | 1 | 2 | 2 | 1 | -2 | 60 | |
| 61 | 358 | 165 | 193 | 1 | 4 | 1 | 1 | 1 | 1 | 4 | 2 | 2 | 1 | -1 | 61 | |
| 62 | 410 | 196 | 214 | 2 | 1 | 2 | 1 | 3 | 2 | 1 | 1 | 2 | 2 | -1 | 62 | |
| 63 | 386 | 201 | 185 | 2 | 1 | 1 | 1 | 1 | 1 | 1 | 1 | 2 | 2 | -1 | 63 | |
| 64 | 462 | 230 | 232 | 2 | 1 | 2 | 2 | 2 | 1 | 1 | 1 | 1 | 2 | -3 | 64 | |
| 65～69 | 2323 | 1124 | 1199 | 3 | 1 | 2 | 1 | 4 | 1 | 3 | 3 | 14 | 10 | -16 | 65～69 | |
| 65 | 424 | 204 | 220 | 1 | 1 | 2 | 2 | 2 | 1 | 1 | 1 | 1 | 1 | -3 | 65 | |
| 66 | 409 | 195 | 214 | 2 | 1 | 2 | 1 | 2 | 1 | 1 | 1 | 4 | 4 | -2 | 66 | |
| 67 | 515 | 242 | 273 | 2 | 1 | 2 | 1 | 1 | 1 | 1 | 1 | 4 | 4 | -5 | 67 | |
| 68 | 479 | 237 | 242 | 2 | 1 | 1 | 2 | 2 | 1 | 1 | 1 | 3 | 3 | -4 | 68 | |
| 69 | 406 | 246 | 250 | 2 | 1 | 1 | 1 | 1 | 1 | 1 | 2 | 2 | 2 | -2 | 69 | |
| 70～74 | 1762 | 804 | 958 | 4 | 4 | 1 | 1 | 2 | 1 | 3 | 3 | 22 | 10 | -24 | 70～74 | |
| 70 | 475 | 242 | 233 | 1 | 1 | 1 | 1 | 1 | 1 | 1 | 1 | 6 | 3 | -6 | 70 | |
| 71 | 283 | 126 | 157 | 1 | 1 | 1 | 1 | 1 | 1 | 1 | 1 | 1 | 1 | -1 | 71 | |
| 72 | 274 | 116 | 158 | 1 | 1 | 1 | 1 | 1 | 1 | 2 | 2 | 5 | 2 | -6 | 72 | |
| 73 | 356 | 162 | 194 | 2 | 2 | 2 | 1 | 1 | 1 | 1 | 1 | 6 | 6 | -6 | 73 | |
| 74 | 374 | 158 | 216 | 1 | 1 | 1 | 1 | 1 | 1 | 1 | 1 | 4 | 2 | -5 | 74 | |
| 75～79 | 1718 | 703 | 1015 | 1 | 4 | 6 | 1 | 5 | 6 | 20 | 1 | 11 | 11 | -24 | 75～79 | |
| 75 | 348 | 142 | 206 | 1 | 1 | 1 | 1 | 1 | 1 | 2 | 2 | 2 | 1 | -2 | 75 | |
| 76 | 380 | 155 | 205 | 1 | 1 | 1 | 1 | 1 | 1 | 1 | 1 | 5 | 5 | -6 | 76 | |
| 77 | 307 | 121 | 186 | 1 | 1 | 1 | 1 | 1 | 1 | 4 | 1 | 4 | 1 | -5 | 77 | |
| 78 | 325 | 137 | 188 | 1 | 1 | 1 | 1 | 1 | 1 | 1 | 1 | 2 | 2 | -2 | 78 | |
| 79 | 378 | 148 | 230 | 2 | 3 | 3 | 1 | 1 | 3 | 7 | 3 | 7 | 3 | -8 | 79 | |
| 80～84 | 1600 | 623 | 977 | 7 | 7 | 9 | 1 | 3 | 9 | 34 | 2 | 29 | 29 | -37 | 80～84 | |
| 80 | 343 | 132 | 211 | 1 | 2 | 1 | 1 | 1 | 1 | 4 | 4 | 4 | 4 | -4 | 80 | |
| 81 | 349 | 137 | 212 | 2 | 2 | 1 | 1 | 1 | 1 | 8 | 8 | 5 | 5 | -8 | 81 | |
| 82 | 316 | 124 | 192 | 1 | 1 | 3 | 2 | 2 | 3 | 8 | 8 | 8 | 8 | -10 | 82 | |
| 83 | 299 | 127 | 172 | 2 | 2 | 2 | 1 | 1 | 2 | 8 | 8 | 5 | 5 | -5 | 83 | |
| 84 | 293 | 103 | 190 | 2 | 2 | 2 | 1 | 1 | 2 | 6 | 7 | 6 | 7 | -7 | 84 | |
| 85～89 | 1110 | 359 | 751 | 3 | 4 | 7 | 1 | 4 | 7 | 53 | 2 | 45 | 45 | -55 | 85～89 | |
| 85 | 259 | 89 | 170 | 1 | 1 | 1 | 1 | 1 | 1 | 7 | 1 | 8 | 8 | -7 | 85 | |
| 86 | 267 | 103 | 164 | 1 | 2 | 1 | 1 | 1 | 1 | 8 | 8 | 12 | 12 | -8 | 86 | |
| 87 | 209 | 65 | 144 | 1 | 1 | 1 | 1 | 1 | 3 | 8 | 8 | 6 | 6 | -9 | 87 | |
| 88 | 184 | 45 | 139 | 1 | 1 | 2 | 1 | 1 | 2 | 1 | 1 | 16 | 10 | -18 | 88 | |
| 89 | 191 | 57 | 134 | 2 | 1 | 1 | 1 | 1 | 1 | 14 | 1 | 14 | 9 | -13 | 89 | |
| 90～94 | 508 | 111 | 397 | 7 | 7 | 6 | 1 | 1 | 6 | 27 | 2 | 50 | 50 | -27 | 90～94 | |
| 90 | 149 | 43 | 106 | 2 | 2 | 1 | 1 | 1 | 1 | 7 | 7 | 15 | 15 | -14 | 90 | |
| 91 | 110 | 20 | 90 | 2 | 2 | 2 | 1 | 1 | 1 | 10 | 10 | 4 | 4 | -10 | 91 | |
| 92 | 107 | 20 | 87 | 2 | 2 | 2 | 1 | 1 | 2 | 3 | 3 | 15 | 15 | -3 | 92 | |
| 93 | 71 | 15 | 56 | 1 | 1 | 1 | 1 | 1 | 1 | 6 | 6 | 9 | 9 | -6 | 93 | |
| 94 | 71 | 13 | 58 | 1 | 1 | 1 | 1 | 1 | 1 | 1 | 1 | 7 | 7 | -1 | 94 | |
| 95～99 | 119 | 23 | 96 | 2 | 2 | 2 | 1 | 1 | 2 | 6 | 6 | 29 | 29 | -6 | 95～99 | |
| 95 | 35 | 8 | 27 | 1 | 1 | 1 | 1 | 1 | 1 | 2 | 2 | 6 | 6 | -2 | 95 | |
| 96 | 28 | 5 | 23 | 2 | 2 | 2 | 1 | 1 | 1 | 1 | 1 | 6 | 6 | -5 | 96 | |
| 97 | 28 | 6 | 22 | 1 | 1 | 1 | 1 | 1 | 1 | 4 | 4 | 11 | 11 | -4 | 97 | |
| 98 | 11 | 1 | 10 | 1 | 1 | 1 | 1 | 1 | 1 | 1 | 1 | 4 | 4 | -4 | 98 | |
| 99 | 17 | 3 | 14 | 1 | 1 | 1 | 1 | 1 | 1 | 2 | 2 | 2 | 2 | -2 | 99 | |
| 100～ | 11 | 1 | 10 | 1 | 1 | 1 | 1 | 1 | 1 | 2 | 2 | 8 | 8 | -2 | 100～ | |
| 年齢不詳 | 30 | 19 | 11 | 1 | 1 | 1 | 1 | 1 | 1 | 1 | 1 | 1 | 1 | -8 | 年齢不詳 | |
| 計 | 96 | 47 | 96 | 96 | 47 | 96 | 47 | 96 | 47 | 96 | 47 | 96 | 47 | 96 | 96 | 計 |
| 出生数 | 男 | 49 | 出生数 | 男 | 49 | 出生数 | 男 | 49 | 出生数 | 男 | 49 | 出生数 | 男 | 49 | 出生数 | 男 |
| 出生数 | 女 | 47 | 出生数 | 女 | 47 | 出生数 | 女 | 47 | 出生数 | 女 | 47 | 出生数 | 女 | 47 | 出生数 | 女 |

※0歳の「差引増減」は、出生数を含めて算出している。

市町村名：五城目町

| 年齢 総数 | 平成29年10月1日現在の人口 | | | | | | 平成28年10月～平成29年9月の人口動態 | | | | | | | | | | | | 年齢 総数 |
|----------|-----------------|------|------|----|----|----|-----------------------|----|----|----|------|-----|------|------|-------|-------|--|--|----------|
| | 男 | | 女 | | 総数 | 転入 | 転出 | | 死亡 | | 差引増減 | | 男 | | 女 | | | | |
| | 県内 | 県外 | 県内 | 県外 | | | 県内 | 県外 | 男 | 女 | 男 | 女 | 男 | 女 | 男 | 女 | | | |
| 0～4 | 9077 | 4204 | 4823 | 71 | 58 | 44 | 27 | 92 | 89 | 57 | 49 | 100 | -109 | -133 | 0～4 | | | | |
| 5 | 211 | 108 | 103 | 6 | 1 | 2 | 1 | 11 | 5 | 3 | 4 | 15 | 13 | 5 | 0 | | | | |
| 6 | 38 | 19 | 19 | 1 | 1 | 1 | | 3 | 1 | 1 | | 19 | 19 | 0 | 1 | | | | |
| 7 | 44 | 26 | 18 | 1 | 1 | 2 | | 2 | 3 | 1 | | -2 | -2 | 1 | 2 | | | | |
| 8 | 42 | 19 | 23 | 1 | 1 | 1 | | 1 | 1 | 1 | 1 | -1 | -1 | 2 | 3 | | | | |
| 9 | 21 | 44 | 23 | 2 | 2 | 1 | 1 | 2 | 2 | 1 | 2 | -1 | -1 | 3 | 4 | | | | |
| 10～14 | 236 | 115 | 121 | 1 | 3 | 2 | | 3 | 1 | 1 | 1 | 2 | -2 | -2 | 5～9 | | | | |
| 11 | 43 | 26 | 17 | 1 | 1 | 1 | | 1 | 1 | 1 | | 1 | 2 | 5 | 6 | | | | |
| 12 | 53 | 25 | 28 | 1 | 1 | 1 | | 1 | 1 | 1 | 1 | 1 | 1 | 6 | 7 | | | | |
| 13 | 40 | 23 | 17 | 1 | 1 | 1 | | 1 | 1 | 1 | | 1 | 1 | 7 | 8 | | | | |
| 14 | 52 | 20 | 32 | 1 | 1 | 1 | | 1 | 1 | 1 | | 1 | 1 | 8 | 9 | | | | |
| 15～19 | 48 | 21 | 27 | 1 | 1 | 1 | | 1 | 1 | 1 | 1 | -1 | -1 | 9 | 10～14 | | | | |
| 16 | 261 | 132 | 129 | 3 | 2 | 3 | 2 | 5 | 3 | 2 | 1 | -1 | -1 | 10 | 11 | | | | |
| 17 | 35 | 17 | 18 | 1 | 1 | 1 | | 1 | 1 | 1 | 1 | -1 | -1 | 11 | 12 | | | | |
| 18 | 47 | 28 | 19 | 1 | 1 | 1 | | 1 | 1 | 1 | 1 | -1 | -1 | 12 | 13 | | | | |
| 19 | 53 | 24 | 29 | 1 | 1 | 1 | | 1 | 1 | 1 | 1 | -1 | -1 | 13 | 14 | | | | |
| 20～24 | 68 | 31 | 37 | 1 | 1 | 1 | | 1 | 1 | 1 | 1 | 1 | 1 | 1 | 14 | 15～19 | | | |
| 21 | 88 | 32 | 56 | 1 | 1 | 1 | | 1 | 1 | 1 | 1 | -1 | -1 | 15 | 16 | | | | |
| 22 | 31 | 58 | 32 | 1 | 2 | 2 | | 3 | 4 | 8 | 8 | -6 | -6 | 16 | 17 | | | | |
| 23 | 331 | 178 | 153 | 3 | 2 | 2 | | 3 | 4 | 8 | 8 | -10 | -10 | 17 | 18 | | | | |
| 24 | 68 | 41 | 27 | 1 | 1 | 1 | | 1 | 1 | 1 | 1 | -1 | -1 | 18 | 19 | | | | |
| 25 | 65 | 35 | 30 | 1 | 1 | 1 | | 1 | 1 | 1 | 1 | -1 | -1 | 19 | 20 | | | | |
| 26 | 83 | 42 | 41 | 1 | 1 | 1 | | 1 | 1 | 1 | 1 | -1 | -1 | 20 | 21 | | | | |
| 27 | 63 | 34 | 29 | 1 | 1 | 1 | | 1 | 1 | 1 | 1 | -1 | -1 | 21 | 22 | | | | |
| 28 | 52 | 26 | 26 | 3 | 1 | 2 | | 3 | 3 | 7 | 4 | -4 | -4 | 22 | 23 | | | | |
| 29 | 205 | 115 | 90 | 10 | 8 | 11 | 7 | 7 | 16 | 16 | 7 | -2 | -2 | 23 | 24 | | | | |
| 30～34 | 42 | 24 | 18 | 1 | 1 | 1 | | 1 | 1 | 1 | 1 | -1 | -1 | 24 | 25～29 | | | | |
| 31 | 42 | 18 | 18 | 1 | 1 | 1 | | 1 | 1 | 1 | 1 | -1 | -1 | 25 | 26 | | | | |
| 32 | 45 | 26 | 19 | 2 | 4 | 5 | 3 | 2 | 4 | 3 | 3 | -3 | -3 | 26 | 27 | | | | |
| 33 | 37 | 23 | 14 | 2 | 3 | 2 | 3 | 2 | 5 | 7 | 1 | -5 | -5 | 27 | 28 | | | | |
| 34 | 45 | 24 | 21 | 5 | 4 | 4 | | 3 | 2 | 3 | 2 | 3 | 3 | 24 | 28 | | | | |
| 35～39 | 258 | 139 | 119 | 7 | 10 | 3 | 7 | 15 | 12 | 5 | 8 | -10 | -10 | 25 | 29 | | | | |
| 36 | 42 | 23 | 19 | 1 | 1 | 2 | | 4 | 1 | 2 | 2 | -5 | -5 | 26 | 30 | | | | |
| 37 | 43 | 20 | 23 | 1 | 5 | 1 | 1 | 3 | 3 | 1 | 4 | -3 | -3 | 27 | 31 | | | | |
| 38 | 49 | 25 | 24 | 1 | 2 | 1 | 1 | 5 | 2 | 2 | 2 | -4 | -4 | 28 | 32 | | | | |
| 39 | 64 | 36 | 28 | 2 | 1 | 2 | 2 | 3 | 5 | 1 | 1 | -2 | -2 | 29 | 33 | | | | |
| 40～44 | 60 | 35 | 25 | 3 | 1 | 1 | 1 | 1 | 1 | 1 | 1 | 2 | 2 | 30 | 34 | | | | |
| 41 | 60 | 35 | 25 | 3 | 1 | 1 | 1 | 1 | 1 | 1 | 1 | 2 | 2 | 31 | 35～39 | | | | |
| 42 | 313 | 160 | 153 | 8 | 6 | 6 | 2 | 10 | 16 | 5 | 4 | -12 | -12 | 32 | 40～44 | | | | |
| 43 | 65 | 33 | 32 | 3 | 1 | 2 | 2 | 2 | 3 | 2 | 2 | 1 | 1 | 33 | 41 | | | | |
| 44 | 54 | 26 | 28 | 2 | 2 | 2 | | 1 | 3 | 1 | 1 | -1 | -1 | 34 | 42 | | | | |
| 45 | 68 | 37 | 31 | 2 | 1 | 1 | 1 | 2 | 6 | 1 | 1 | -5 | -5 | 35 | 43 | | | | |
| 46 | 50 | 25 | 25 | 2 | 1 | 1 | 1 | 2 | 4 | 1 | 2 | -6 | -6 | 36 | 44 | | | | |
| 47 | 76 | 39 | 37 | 1 | 2 | 1 | 1 | 3 | 4 | 1 | 2 | -2 | -2 | 37 | 45～49 | | | | |
| 48 | 393 | 200 | 193 | 7 | 4 | 4 | 1 | 3 | 5 | 5 | 2 | -2 | -2 | 38 | 46 | | | | |
| 49 | 84 | 43 | 41 | 3 | 2 | 2 | | 2 | 2 | 2 | 2 | 3 | 3 | 39 | 47 | | | | |
| 50 | 81 | 47 | 34 | 1 | 1 | 1 | | 1 | 1 | 1 | 1 | 2 | 2 | 40 | 48 | | | | |
| 51 | 86 | 41 | 45 | 2 | 1 | 1 | 1 | 1 | 1 | 1 | 4 | -4 | -4 | 41 | 49 | | | | |
| 52 | 67 | 28 | 39 | 1 | 1 | 1 | | 1 | 1 | 2 | 2 | 1 | 1 | 42 | 0～4 | | | | |
| 53 | 75 | 41 | 34 | 1 | 1 | 1 | | 1 | 1 | 1 | 1 | -4 | -4 | 5 | 1 | | | | |
| 54 | 470 | 237 | 233 | 5 | 5 | 4 | 3 | 6 | 5 | 1 | 4 | 2 | 2 | 6 | 2 | | | | |
| 55 | 86 | 41 | 45 | 1 | 2 | 2 | | 1 | 1 | 1 | 1 | 2 | 2 | 7 | 3 | | | | |
| 56 | 108 | 60 | 48 | 1 | 1 | 1 | 2 | 1 | 1 | 1 | 1 | 1 | 1 | 8 | 4 | | | | |
| 57 | 88 | 41 | 47 | 2 | 1 | 1 | 1 | 4 | 1 | 1 | 1 | -3 | -3 | 9 | 5 | | | | |
| 58 | 92 | 47 | 45 | 1 | 3 | 1 | 1 | 1 | 2 | 1 | 1 | -2 | -2 | 10 | 6 | | | | |
| 59 | 96 | 48 | 48 | 1 | 2 | 2 | | 1 | 1 | 1 | 1 | 2 | 2 | 11 | 7 | | | | |
| 60 | 481 | 248 | 233 | 4 | 2 | 3 | 1 | 3 | 6 | 4 | 2 | -1 | -1 | 12 | 8 | | | | |
| 61 | 88 | 48 | 40 | 1 | 1 | 1 | | 1 | 1 | 1 | 2 | -1 | -1 | 13 | 9 | | | | |
| 62 | 88 | 43 | 45 | 1 | 2 | 1 | 1 | 1 | 1 | 1 | 1 | 1 | 1 | 14 | 10 | | | | |
| 63 | 89 | 41 | 48 | 1 | 1 | 1 | 1 | 1 | 1 | 1 | 2 | -4 | -4 | 15 | 11 | | | | |
| 64 | 102 | 49 | 53 | 2 | 1 | 1 | 1 | 3 | 3 | 1 | 2 | 1 | 1 | 16 | 12 | | | | |
| 65 | 114 | 67 | 47 | 2 | 1 | 1 | | 1 | 1 | 1 | 1 | -1 | -1 | 17 | 13 | | | | |

| | | | | | | | | | | | | | | | | | |
|-------|-----|-----|-----|---|---|---|---|----|---|---|----|----|----|----|-----|-----|-------|
| 50～54 | 512 | 266 | 246 | 4 | 2 | 2 | 1 | 10 | 4 | 2 | 2 | 2 | 2 | 2 | -6 | -3 | 50～54 |
| 50 | 109 | 60 | 49 | 2 | 1 | 1 | | 2 | 2 | 1 | | | | | | -2 | 50 |
| 51 | 84 | 46 | 38 | | | | | 1 | 2 | | | | | | | -2 | 51 |
| 52 | 110 | 57 | 53 | 1 | 1 | | | 2 | 2 | 2 | | | | | | 1 | 52 |
| 53 | 100 | 55 | 45 | 1 | | | | 4 | 4 | | | | | | | -3 | 53 |
| 54 | 109 | 48 | 61 | 1 | | | | 1 | 1 | 1 | | | | | | -4 | 54 |
| 55～59 | 601 | 279 | 322 | 5 | 1 | 1 | | 7 | 2 | 2 | 1 | 1 | 1 | 1 | -4 | -2 | 55～59 |
| 55 | 106 | 50 | 56 | 1 | | | | 2 | | | | | | | | -1 | 55 |
| 56 | 142 | 65 | 77 | 2 | | | | 1 | 1 | 1 | | | | | | 1 | 56 |
| 57 | 112 | 51 | 61 | 1 | | | | 1 | 1 | 1 | | | | | | -1 | 57 |
| 58 | 117 | 61 | 56 | 1 | | | | 3 | | | | | | | | -1 | 58 |
| 59 | 124 | 52 | 72 | 1 | 1 | 1 | | 2 | 1 | 1 | 1 | 1 | 1 | 1 | -2 | -1 | 59 |
| 60～64 | 853 | 420 | 433 | 4 | 5 | 3 | 1 | 3 | 1 | 1 | 1 | 3 | 3 | 3 | 2 | 2 | 60～64 |
| 60 | 154 | 84 | 70 | | 2 | | 1 | 1 | | | | | | | -2 | 2 | 60 |
| 61 | 169 | 69 | 100 | | 2 | | | 1 | | | | | | | | 2 | 61 |
| 62 | 187 | 86 | 101 | 1 | | | | 1 | | | | | | | | 1 | 62 |
| 63 | 150 | 85 | 65 | 2 | | | | 1 | | | | | | | | -3 | 63 |
| 64 | 193 | 96 | 97 | 1 | 1 | 1 | | 1 | 1 | 1 | | | | | | 1 | 64 |
| 65～69 | 936 | 472 | 464 | 1 | 1 | 1 | 1 | 2 | 1 | 3 | 6 | 6 | 6 | 6 | -10 | -5 | 65～69 |
| 65 | 166 | 76 | 90 | | | | | 2 | 1 | 1 | | | | | -1 | -1 | 65 |
| 66 | 167 | 81 | 86 | | | | | 2 | | | | | | | -2 | -2 | 66 |
| 67 | 216 | 102 | 114 | 1 | 1 | | | 2 | 1 | 1 | 1 | 1 | 1 | 1 | -3 | 1 | 67 |
| 68 | 186 | 101 | 85 | | | | | 1 | | | | | | | -2 | -2 | 68 |
| 69 | 201 | 112 | 89 | | | | | 1 | 1 | 1 | 2 | 2 | 2 | 2 | -2 | -1 | 69 |
| 70～74 | 754 | 337 | 417 | | | | 1 | 1 | 1 | 3 | 12 | 12 | 12 | 12 | -13 | -5 | 70～74 |
| 70 | 229 | 113 | 116 | | | | 1 | | | 1 | 4 | 4 | 4 | 4 | -4 | -2 | 70 |
| 71 | 115 | 46 | 69 | | | | | | | | | | | | | | 71 |
| 72 | 116 | 52 | 64 | | | | | 1 | | 2 | 3 | 3 | 3 | 3 | -4 | -3 | 72 |
| 73 | 142 | 66 | 76 | | | | | | | | | | | | -2 | -2 | 73 |
| 74 | 152 | 60 | 92 | | | | | | | | | | | | -3 | -3 | 74 |
| 75～79 | 770 | 303 | 467 | 1 | 1 | 1 | 1 | 2 | 3 | 3 | 14 | 14 | 14 | 14 | -15 | -10 | 75～79 |
| 75 | 147 | 63 | 84 | | | | | | | | 1 | 1 | 1 | 1 | -1 | -3 | 75 |
| 76 | 167 | 61 | 106 | | | | | | 1 | | 4 | 4 | 4 | 4 | -4 | -4 | 76 |
| 77 | 134 | 57 | 77 | | | | | | | | 4 | 4 | 4 | 4 | -4 | -1 | 77 |
| 78 | 141 | 55 | 86 | | | | | 1 | 1 | 1 | 4 | 4 | 4 | 4 | -2 | -2 | 78 |
| 79 | 181 | 67 | 114 | | | | | 1 | 1 | 1 | 4 | 4 | 4 | 4 | -5 | -3 | 79 |
| 80～84 | 712 | 278 | 434 | | 2 | | | 2 | 3 | 3 | 17 | 17 | 17 | 17 | -19 | -17 | 80～84 |
| 80 | 162 | 67 | 95 | | | | | | 1 | | 1 | 1 | 1 | 1 | -1 | -3 | 80 |
| 81 | 159 | 64 | 95 | | | | | | | | 4 | 4 | 4 | 4 | -4 | -4 | 81 |
| 82 | 126 | 45 | 81 | | | | | 1 | 1 | 1 | 6 | 6 | 6 | 6 | -7 | -7 | 82 |
| 83 | 126 | 55 | 71 | | 1 | | | | | | 3 | 3 | 3 | 3 | -3 | -1 | 83 |
| 84 | 139 | 47 | 92 | | 1 | 1 | | 1 | 1 | 1 | 3 | 3 | 3 | 3 | -4 | -2 | 84 |
| 85～89 | 478 | 159 | 319 | 2 | 1 | 1 | 1 | 1 | 1 | 1 | 26 | 26 | 26 | 26 | -25 | -28 | 85～89 |
| 85 | 112 | 38 | 74 | | | | | | | | 3 | 3 | 3 | 3 | -3 | -7 | 85 |
| 86 | 112 | 45 | 67 | | 1 | | | | | | 4 | 4 | 4 | 4 | -4 | -6 | 86 |
| 87 | 93 | 28 | 65 | | | | | | | | 4 | 4 | 4 | 4 | -4 | -2 | 87 |
| 88 | 72 | 18 | 54 | | | | | 1 | 1 | 1 | 11 | 11 | 11 | 11 | -12 | -7 | 88 |
| 89 | 89 | 30 | 59 | | | | | | | | 4 | 4 | 4 | 4 | -2 | -6 | 89 |
| 90～94 | 220 | 50 | 170 | | 3 | | | 3 | 2 | 2 | 12 | 12 | 12 | 12 | -12 | -26 | 90～94 |
| 90 | 74 | 25 | 49 | | | | | | 1 | | 4 | 4 | 4 | 4 | -4 | -8 | 90 |
| 91 | 44 | 6 | 38 | | 1 | | | | | | 3 | 3 | 3 | 3 | -3 | -1 | 91 |
| 92 | 47 | 7 | 40 | | 2 | | | | | | 2 | 2 | 2 | 2 | -2 | -5 | 92 |
| 93 | 24 | 2 | 22 | | | | | | 1 | | 3 | 3 | 3 | 3 | -3 | -7 | 93 |
| 94 | 31 | 10 | 21 | | | | | | | | 5 | 5 | 5 | 5 | -5 | -5 | 94 |
| 95～99 | 26 | 6 | 20 | | | | | | 1 | 1 | 4 | 4 | 4 | 4 | -4 | -14 | 95～99 |
| 95 | 9 | 1 | 8 | | | | | | | | 1 | 1 | 1 | 1 | -1 | -2 | 95 |
| 96 | 6 | | 6 | | | | | | 1 | | 2 | 2 | 2 | 2 | -2 | -3 | 96 |
| 97 | 10 | 4 | 6 | | | | | | | | 3 | 3 | 3 | 3 | -4 | -4 | 97 |
| 98 | -1 | | -1 | | | | | | | | 4 | 4 | 4 | 4 | -4 | -4 | 98 |
| 99 | 2 | 1 | 1 | | | | | | | | 1 | 1 | 1 | 1 | -1 | -1 | 99 |
| 100～ | 4 | | 4 | | | | | | | | 2 | 2 | 2 | 2 | -2 | -2 | 100～ |
| 年齢不詳 | 2 | 2 | | | | | | | | | | | | | | | 年齢不詳 |
| 計 | | | | | | | | | | | | | | | | | 計 |
| 出生数 | | | | | | | | | | | | | | | | | 出生数 |
| 男 | | | | | | | | | | | | | | | | | 男 |
| 女 | | | | | | | | | | | | | | | | | 女 |
| 人 | | | | | | | | | | | | | | | | | 人 |
| 人 | | | | | | | | | | | | | | | | | 人 |
| 41 | | | | | | | | | | | | | | | | | 41 |

※0歳の「差引増減」は、出生数を含めて算出している。

市町村名：八郎湯町

| 年齢 | 平成29年10月1日現在の人口 | | | | | | | | | | | 平成28年10月～平成29年9月の人口動態 | | | | | | | | | | | 年齢 |
|-----|-----------------|------|------|----|----|----|----|----|----|----|----|-----------------------|------|-----|-----|----|----|----|----|--|--|--|----|
| | 総数 | | 男 | | 女 | | 転入 | | 転出 | | 死亡 | | 差引増減 | | 年齢 | | | | | | | | |
| | | | | | | | 県内 | | 県外 | | 県内 | | 県外 | | 男 | | 女 | | | | | | |
| | 総数 | 男 | 女 | 男 | 女 | 男 | 女 | 男 | 女 | 男 | 女 | 男 | 女 | 男 | 女 | 男 | 女 | 男 | 女 | | | | |
| 0～4 | 5883 | 2694 | 3189 | 41 | 48 | 13 | 22 | 43 | 44 | 31 | 39 | 41 | 44 | -52 | -44 | 12 | 12 | 0 | 4 | | | | |
| 5 | 135 | 66 | 69 | 4 | 2 | 1 | 1 | 3 | 2 | 2 | 2 | 2 | 1 | 11 | 11 | 7 | 13 | 0 | 0 | | | | |
| 6 | 20 | 7 | 13 | 1 | 1 | | | 2 | | | | | | 7 | 7 | 1 | 1 | 1 | 1 | | | | |
| 7 | 25 | 13 | 12 | 1 | 1 | | | 2 | | | | | | 1 | 1 | 1 | 1 | 2 | 2 | | | | |
| 8 | 25 | 15 | 10 | 1 | 1 | | | 2 | | | | | | 1 | 1 | 1 | 1 | 3 | 3 | | | | |
| 9 | 31 | 14 | 17 | 1 | 1 | | | 1 | | | | | | 2 | 2 | 1 | 1 | 4 | 4 | | | | |
| 10 | 34 | 17 | 17 | 1 | 1 | | | 2 | | | | | | 1 | 1 | 4 | 4 | 5 | 9 | | | | |
| 11 | 194 | 71 | 83 | 2 | 1 | | | 1 | | | | | | 2 | 2 | 1 | 1 | 5 | 5 | | | | |
| 12 | 23 | 12 | 11 | 2 | 1 | | | 1 | | | | | | 1 | 1 | 1 | 1 | 6 | 6 | | | | |
| 13 | 34 | 17 | 17 | 1 | 1 | | | 1 | | | | | | -1 | -1 | 1 | 1 | 7 | 7 | | | | |
| 14 | 34 | 16 | 18 | | | | | | | | | | | | | | | 8 | 8 | | | | |
| 15 | 30 | 13 | 17 | | | | | 1 | | | | | | -1 | -1 | 1 | 1 | 9 | 9 | | | | |
| 16 | 30 | 13 | 20 | | | | | 1 | | | | | | -1 | -1 | 1 | 1 | 10 | 14 | | | | |
| 17 | 33 | 13 | 20 | 2 | 1 | 1 | 1 | 2 | 2 | 1 | 1 | 1 | 1 | -1 | -1 | 1 | 1 | 10 | 14 | | | | |
| 18 | 221 | 118 | 103 | | | | | | | | | | | -1 | -1 | 1 | 1 | 11 | 11 | | | | |
| 19 | 44 | 29 | 15 | 1 | 1 | | | 1 | | | | | | -1 | -1 | 1 | 1 | 11 | 11 | | | | |
| 20 | 43 | 22 | 21 | 1 | 1 | | | 1 | | | | | | 7 | 7 | 3 | 3 | 12 | 12 | | | | |
| 21 | 44 | 22 | 22 | 1 | 1 | 1 | 1 | 1 | 1 | 1 | 1 | 1 | 1 | -1 | -1 | 1 | 1 | 12 | 12 | | | | |
| 22 | 47 | 25 | 22 | 1 | 1 | 1 | 1 | 2 | 2 | 1 | 1 | 1 | 1 | -1 | -1 | 1 | 1 | 13 | 13 | | | | |
| 23 | 43 | 20 | 23 | | | | | | | | | | | -9 | -9 | 2 | 2 | 14 | 14 | | | | |
| 24 | 234 | 101 | 133 | 1 | 1 | 1 | 1 | 2 | 2 | 7 | 3 | 3 | 3 | -3 | -3 | 1 | 1 | 15 | 19 | | | | |
| 25 | 41 | 13 | 28 | | | | | | | | | | | -1 | -1 | 1 | 1 | 15 | 15 | | | | |
| 26 | 60 | 22 | 38 | 1 | 1 | | | 1 | | | | | | -1 | -1 | 1 | 1 | 16 | 16 | | | | |
| 27 | 56 | 29 | 27 | 1 | 1 | | | 1 | | 1 | | | | -5 | -5 | 1 | 1 | 17 | 17 | | | | |
| 28 | 39 | 18 | 21 | | | | | 1 | | 4 | | | | -3 | -3 | 2 | 2 | 18 | 18 | | | | |
| 29 | 38 | 19 | 19 | 6 | 6 | 3 | 5 | 7 | 5 | 9 | 14 | 2 | 2 | -7 | -7 | 1 | 1 | 19 | 19 | | | | |
| 30 | 119 | 69 | 50 | 1 | 1 | 1 | 1 | 1 | 1 | 2 | 2 | 2 | 2 | -2 | -2 | 1 | 1 | 20 | 24 | | | | |
| 31 | 29 | 15 | 14 | 1 | 1 | | | 2 | 2 | 1 | 1 | 1 | 1 | -2 | -2 | 1 | 1 | 20 | 24 | | | | |
| 32 | 24 | 11 | 13 | 1 | 1 | | | 1 | 1 | 1 | 1 | 1 | 1 | -3 | -3 | 1 | 1 | 21 | 21 | | | | |
| 33 | 25 | 17 | 8 | 3 | 2 | 1 | 3 | 4 | 1 | 3 | 7 | 3 | 3 | -3 | -3 | 1 | 1 | 22 | 22 | | | | |
| 34 | 15 | 12 | 3 | 2 | 2 | 1 | 2 | 2 | 1 | 1 | 2 | 2 | 2 | -1 | -1 | 1 | 1 | 23 | 23 | | | | |
| 35 | 26 | 14 | 12 | 1 | 2 | 1 | 2 | 2 | 1 | 2 | 3 | 3 | 3 | -1 | -1 | 1 | 1 | 24 | 24 | | | | |
| 36 | 154 | 83 | 71 | 2 | 3 | 3 | 2 | 7 | 13 | 3 | 1 | 1 | 1 | -5 | -5 | 1 | 1 | 25 | 29 | | | | |
| 37 | 22 | 11 | 11 | 1 | 1 | | | 2 | 2 | 1 | 1 | 2 | 2 | -3 | -3 | 1 | 1 | 25 | 29 | | | | |
| 38 | 24 | 13 | 11 | 1 | 1 | | | 2 | 5 | 1 | 1 | 2 | 5 | -3 | -3 | 1 | 1 | 26 | 26 | | | | |
| 39 | 33 | 19 | 14 | 1 | 1 | | | 1 | 3 | 1 | 1 | 3 | 1 | -1 | -1 | 1 | 1 | 27 | 27 | | | | |
| 40 | 33 | 18 | 15 | 1 | 1 | | | 1 | 1 | 1 | 1 | 1 | 1 | -1 | -1 | 1 | 1 | 28 | 28 | | | | |
| 41 | 42 | 22 | 20 | 1 | 2 | | | 1 | 2 | 1 | 1 | 2 | 2 | -1 | -1 | 1 | 1 | 29 | 29 | | | | |
| 42 | 255 | 136 | 119 | 6 | 12 | 1 | 4 | 5 | 5 | 3 | 6 | 5 | 6 | -1 | -1 | 1 | 1 | 30 | 34 | | | | |
| 43 | 45 | 25 | 20 | 2 | 4 | 1 | 1 | 2 | 2 | 1 | 1 | 2 | 2 | -1 | -1 | 1 | 1 | 30 | 34 | | | | |
| 44 | 58 | 26 | 32 | 2 | 4 | 1 | 1 | 1 | 1 | 1 | 1 | 1 | 1 | 3 | 3 | 1 | 1 | 31 | 31 | | | | |
| 45 | 50 | 29 | 21 | 1 | 2 | 1 | 1 | 2 | 2 | 2 | 3 | 3 | 3 | -1 | -1 | 1 | 1 | 32 | 32 | | | | |
| 46 | 47 | 30 | 17 | 2 | 3 | 1 | 1 | 1 | 1 | 1 | 1 | 2 | 2 | 1 | 1 | 1 | 1 | 33 | 33 | | | | |
| 47 | 55 | 26 | 29 | 1 | 1 | | | 1 | | 2 | 1 | 2 | 2 | -1 | -1 | 1 | 1 | 34 | 34 | | | | |
| 48 | 284 | 160 | 124 | 7 | 4 | 1 | 1 | 2 | 4 | 1 | 2 | 4 | 4 | 5 | 5 | 1 | 1 | 35 | 39 | | | | |
| 49 | 66 | 38 | 28 | 2 | 2 | | | 2 | 3 | 1 | 1 | 3 | 3 | -3 | -3 | 2 | 2 | 35 | 39 | | | | |
| 50 | 57 | 32 | 25 | 1 | 2 | 1 | 1 | 1 | 1 | 1 | 1 | 1 | 1 | 2 | 2 | 1 | 1 | 36 | 36 | | | | |
| 51 | 49 | 26 | 23 | 2 | 2 | | | 1 | 1 | 1 | 1 | 1 | 1 | 1 | 1 | 1 | 1 | 37 | 37 | | | | |
| 52 | 46 | 26 | 20 | 2 | 2 | | | 1 | 1 | 1 | 1 | 1 | 1 | -1 | -1 | 1 | 1 | 38 | 38 | | | | |
| 53 | 66 | 38 | 28 | 2 | 2 | | | 4 | 4 | 5 | 2 | 5 | 5 | 2 | 2 | 1 | 1 | 39 | 39 | | | | |
| 54 | 301 | 155 | 146 | 4 | 4 | 2 | 2 | 4 | 5 | 2 | 1 | 4 | 4 | 1 | 1 | 1 | 1 | 40 | 44 | | | | |
| 55 | 31 | 19 | 19 | 1 | 1 | | | 1 | 1 | 1 | 1 | 1 | 1 | -1 | -1 | 1 | 1 | 40 | 44 | | | | |
| 56 | 66 | 29 | 37 | 1 | 1 | | | 1 | 2 | 1 | 1 | 2 | 2 | -1 | -1 | 1 | 1 | 41 | 41 | | | | |
| 57 | 61 | 27 | 34 | 1 | 1 | | | 1 | 1 | 1 | 1 | 1 | 1 | -1 | -1 | 1 | 1 | 42 | 42 | | | | |
| 58 | 70 | 37 | 33 | 2 | 1 | 1 | 1 | 2 | 1 | 1 | 1 | 2 | 2 | 1 | 1 | 1 | 1 | 43 | 43 | | | | |
| 59 | 54 | 31 | 23 | 1 | 1 | 1 | 1 | 1 | 1 | 1 | 1 | 1 | 1 | -2 | -2 | 1 | 1 | 44 | 44 | | | | |
| 60 | 331 | 155 | 176 | 4 | 2 | 1 | 1 | 3 | 3 | 3 | 1 | 3 | 3 | -2 | -2 | 1 | 1 | 45 | 49 | | | | |
| 61 | 62 | 34 | 28 | 1 | 1 | | | 1 | 2 | 2 | 2 | 2 | 2 | -1 | -1 | 1 | 1 | 45 | 49 | | | | |
| 62 | 69 | 33 | 36 | | | | | 1 | 1 | 1 | 1 | 1 | 1 | -1 | -1 | 1 | 1 | 46 | 46 | | | | |
| 63 | 67 | 37 | 30 | 2 | 2 | | | 1 | 1 | 1 | 1 | 1 | 1 | -1 | -1 | 1 | 1 | 47 | 47 | | | | |
| 64 | 58 | 22 | 36 | 2 | 2 | | | 1 | 1 | 1 | 1 | 1 | 1 | 1 | 1 | 1 | 1 | 48 | 48 | | | | |
| 65 | 75 | 29 | 46 | 1 | 1 | | | 1 | 1 | 1 | 1 | 1 | 1 | -1 | -1 | 1 | 1 | 49 | 49 | | | | |

| | | | | | | | | | | | | | | |
|-------|-----|-----|-----|---|---|---|---|---|---|---|----|----|-----|-------|
| 50～54 | 347 | 165 | 182 | 2 | 1 | 1 | 1 | 1 | 1 | 1 | 1 | 1 | -2 | 50～54 |
| 50 | 66 | 27 | 39 | 1 | | | | | | | | | -1 | 50 |
| 51 | 68 | 36 | 32 | 1 | | | | | | | | | 1 | 51 |
| 52 | 57 | 32 | 25 | | | | | | | 1 | | | -1 | 52 |
| 53 | 67 | 28 | 39 | | | | | | | 2 | | | -1 | 53 |
| 54 | 89 | 42 | 47 | | | | | | | 1 | | | -1 | 54 |
| 55～59 | 429 | 203 | 226 | 1 | 3 | 1 | 1 | 1 | 1 | 1 | 1 | 2 | 2 | 55～59 |
| 55 | 83 | 42 | 41 | | | | | | | | | | | 55 |
| 56 | 64 | 26 | 38 | 1 | | | | | | | | | | 56 |
| 57 | 106 | 59 | 47 | | | | | | | | | | | 57 |
| 58 | 76 | 38 | 38 | 1 | | | | | | | | | | 58 |
| 59 | 100 | 38 | 62 | 1 | | | | | | | | | | 59 |
| 60～64 | 542 | 264 | 278 | 2 | 2 | 2 | 1 | 1 | 1 | 1 | 1 | 2 | 2 | 60～64 |
| 60 | 95 | 44 | 51 | | | | | | | | | | | 60 |
| 61 | 99 | 50 | 49 | 1 | | | | | | | | | | 61 |
| 62 | 111 | 55 | 56 | 1 | | | | | | | | | | 62 |
| 63 | 106 | 47 | 59 | | | | | | | | | | | 63 |
| 64 | 131 | 68 | 63 | 1 | | | | | | | | | | 64 |
| 65～69 | 643 | 303 | 340 | 1 | 1 | 1 | 1 | 1 | 1 | 1 | 5 | 5 | -4 | 65～69 |
| 65 | 136 | 65 | 71 | | | | | | | | | | | 65 |
| 66 | 112 | 50 | 62 | 1 | | | | | | | | | | 66 |
| 67 | 135 | 67 | 68 | | | | | | | | | | | 67 |
| 68 | 140 | 68 | 72 | | | | | | | | | | | 68 |
| 69 | 120 | 53 | 67 | | | | | | | | | | | 69 |
| 70～74 | 448 | 216 | 232 | 1 | 1 | 1 | 1 | 1 | 1 | 1 | 2 | 3 | -2 | 70～74 |
| 70 | 107 | 64 | 43 | | | | | | | | | | | 70 |
| 71 | 71 | 37 | 34 | 1 | | | | | | | | | | 71 |
| 72 | 74 | 28 | 46 | | | | | | | | | | | 72 |
| 73 | 101 | 48 | 53 | | | | | | | | | | | 73 |
| 74 | 95 | 39 | 56 | | | | | | | | | | | 74 |
| 75～79 | 403 | 157 | 246 | 1 | 1 | 1 | 1 | 1 | 1 | 1 | 4 | 2 | -2 | 75～79 |
| 75 | 80 | 27 | 53 | | | | | | | | | | | 75 |
| 76 | 65 | 31 | 34 | | | | | | | | | | | 76 |
| 77 | 80 | 27 | 53 | | | | | | | | | | | 77 |
| 78 | 85 | 38 | 47 | | | | | | | | | | | 78 |
| 79 | 93 | 34 | 59 | | | | | | | | | | | 79 |
| 80～84 | 391 | 141 | 250 | 3 | 1 | 1 | 1 | 1 | 1 | 2 | 7 | 9 | -7 | 80～84 |
| 80 | 75 | 23 | 52 | | | | | | | | | | | 80 |
| 81 | 82 | 32 | 50 | 1 | | | | | | | | | | 81 |
| 82 | 85 | 30 | 55 | 1 | | | | | | | | | | 82 |
| 83 | 78 | 31 | 47 | 1 | | | | | | | | | | 83 |
| 84 | 71 | 25 | 46 | | | | | | | | | | | 84 |
| 85～89 | 282 | 84 | 208 | 1 | 1 | 1 | 1 | 1 | 1 | 2 | 16 | 5 | -17 | 85～89 |
| 85 | 61 | 23 | 38 | | | | | | | | | | | 85 |
| 86 | 68 | 26 | 42 | 1 | | | | | | | | | | 86 |
| 87 | 65 | 14 | 51 | | | | | | | | | | | 87 |
| 88 | 55 | 12 | 43 | | | | | | | | | | | 88 |
| 89 | 43 | 9 | 34 | | | | | | | | | | | 89 |
| 90～94 | 132 | 26 | 106 | 2 | 2 | 2 | 2 | 2 | 2 | 2 | 6 | 11 | -6 | 90～94 |
| 90 | 36 | 6 | 30 | 1 | | | | | | | | | | 90 |
| 91 | 31 | 8 | 23 | | | | | | | | | | | 91 |
| 92 | 28 | 7 | 21 | 1 | | | | | | | | | | 92 |
| 93 | 23 | 5 | 18 | 1 | | | | | | | | | | 93 |
| 94 | 14 | 1 | 14 | | | | | | | | | | | 94 |
| 95～99 | 37 | 6 | 31 | 1 | 1 | 1 | 1 | 1 | 1 | 1 | 1 | 10 | -1 | 95～99 |
| 95 | 9 | 3 | 6 | | | | | | | | | | | 95 |
| 96 | 9 | 2 | 7 | 1 | | | | | | | | | | 96 |
| 97 | 5 | 5 | 5 | | | | | | | | | | | 97 |
| 98 | 9 | 1 | 8 | | | | | | | | | | | 98 |
| 99 | 5 | 5 | 5 | | | | | | | | | | | 99 |
| 100～ | 5 | 5 | 5 | | | | | | | | | | | 100～ |
| 年齢不詳 | 26 | 15 | 11 | | | | | | | | | | | 年齢不詳 |
| 計 | 22 | 13 | 9 | 1 | 1 | 1 | 1 | 1 | 1 | 1 | 1 | 1 | 1 | 計 |

※0歳の「差引増減」は、出生数を含めて算出している。

市町村名：井川町

| 年齢 総数 | 平成29年10月1日現在の人口 | | | | | | | | | | | | 平成28年10月～平成29年9月の人口動態 | | | | | | | | | | | | 年齢 総数 |
|----------|-----------------|-----|-----|----|----|----|----|----|----|----|----|----|-----------------------|----|----|----|----|----|------|----|----|-----|----|--|----------|
| | 転入 | | | | | | 転出 | | | | | | 死亡 | | | | | | 差引増減 | | | | | | |
| | 県内 | | | 県外 | | | 県内 | | | 県外 | | | 男 | | | 女 | | | 男 | | | 女 | | | |
| | 男 | 女 | 総数 | 男 | 女 | 総数 | 男 | 女 | 総数 | 男 | 女 | 総数 | 男 | 女 | 総数 | 男 | 女 | 総数 | 男 | 女 | 総数 | 男 | 女 | | |
| 0～4 | 92 | 47 | 45 | 20 | 19 | 39 | 12 | 13 | 25 | 40 | 46 | 18 | 12 | 30 | 32 | 29 | 59 | 51 | 8 | 10 | 10 | 0 | 4 | | |
| 5～9 | 131 | 71 | 60 | 1 | 1 | 2 | 1 | 1 | 2 | 2 | 4 | 1 | 1 | 2 | 1 | 1 | 2 | 1 | -2 | 2 | 5 | 9 | 5 | | |
| 10～14 | 180 | 88 | 92 | 1 | 1 | 2 | 1 | 1 | 2 | 2 | 4 | 1 | 1 | 2 | 1 | 1 | 2 | 1 | -1 | 1 | 10 | 14 | 10 | | |
| 15～19 | 224 | 111 | 113 | 1 | 1 | 2 | 1 | 1 | 2 | 2 | 4 | 1 | 1 | 2 | 1 | 1 | 2 | 1 | -1 | 1 | 11 | 19 | 15 | | |
| 20～24 | 322 | 161 | 161 | 1 | 1 | 2 | 1 | 1 | 2 | 2 | 4 | 1 | 1 | 2 | 1 | 1 | 2 | 1 | -1 | 1 | 12 | 24 | 20 | | |
| 25～29 | 478 | 244 | 234 | 1 | 1 | 2 | 1 | 1 | 2 | 2 | 4 | 1 | 1 | 2 | 1 | 1 | 2 | 1 | -1 | 1 | 13 | 29 | 24 | | |
| 30～34 | 577 | 294 | 283 | 1 | 1 | 2 | 1 | 1 | 2 | 2 | 4 | 1 | 1 | 2 | 1 | 1 | 2 | 1 | -1 | 1 | 14 | 34 | 29 | | |
| 35～39 | 620 | 316 | 304 | 1 | 1 | 2 | 1 | 1 | 2 | 2 | 4 | 1 | 1 | 2 | 1 | 1 | 2 | 1 | -1 | 1 | 15 | 39 | 30 | | |
| 40～44 | 677 | 349 | 328 | 1 | 1 | 2 | 1 | 1 | 2 | 2 | 4 | 1 | 1 | 2 | 1 | 1 | 2 | 1 | -1 | 1 | 16 | 44 | 35 | | |
| 45～49 | 720 | 374 | 346 | 1 | 1 | 2 | 1 | 1 | 2 | 2 | 4 | 1 | 1 | 2 | 1 | 1 | 2 | 1 | -1 | 1 | 17 | 49 | 40 | | |
| 50～54 | 767 | 394 | 373 | 1 | 1 | 2 | 1 | 1 | 2 | 2 | 4 | 1 | 1 | 2 | 1 | 1 | 2 | 1 | -1 | 1 | 18 | 54 | 45 | | |
| 55～59 | 814 | 414 | 400 | 1 | 1 | 2 | 1 | 1 | 2 | 2 | 4 | 1 | 1 | 2 | 1 | 1 | 2 | 1 | -1 | 1 | 19 | 59 | 50 | | |
| 60～64 | 861 | 434 | 427 | 1 | 1 | 2 | 1 | 1 | 2 | 2 | 4 | 1 | 1 | 2 | 1 | 1 | 2 | 1 | -1 | 1 | 20 | 64 | 55 | | |
| 65～69 | 908 | 454 | 454 | 1 | 1 | 2 | 1 | 1 | 2 | 2 | 4 | 1 | 1 | 2 | 1 | 1 | 2 | 1 | -1 | 1 | 21 | 69 | 60 | | |
| 70～74 | 955 | 474 | 481 | 1 | 1 | 2 | 1 | 1 | 2 | 2 | 4 | 1 | 1 | 2 | 1 | 1 | 2 | 1 | -1 | 1 | 22 | 74 | 65 | | |
| 75～79 | 1002 | 494 | 508 | 1 | 1 | 2 | 1 | 1 | 2 | 2 | 4 | 1 | 1 | 2 | 1 | 1 | 2 | 1 | -1 | 1 | 23 | 79 | 70 | | |
| 80～84 | 1049 | 514 | 535 | 1 | 1 | 2 | 1 | 1 | 2 | 2 | 4 | 1 | 1 | 2 | 1 | 1 | 2 | 1 | -1 | 1 | 24 | 84 | 75 | | |
| 85～89 | 1096 | 534 | 562 | 1 | 1 | 2 | 1 | 1 | 2 | 2 | 4 | 1 | 1 | 2 | 1 | 1 | 2 | 1 | -1 | 1 | 25 | 89 | 80 | | |
| 90～94 | 1143 | 554 | 589 | 1 | 1 | 2 | 1 | 1 | 2 | 2 | 4 | 1 | 1 | 2 | 1 | 1 | 2 | 1 | -1 | 1 | 26 | 94 | 85 | | |
| 95～99 | 1190 | 574 | 616 | 1 | 1 | 2 | 1 | 1 | 2 | 2 | 4 | 1 | 1 | 2 | 1 | 1 | 2 | 1 | -1 | 1 | 27 | 99 | 90 | | |
| 100～ | 1237 | 594 | 643 | 1 | 1 | 2 | 1 | 1 | 2 | 2 | 4 | 1 | 1 | 2 | 1 | 1 | 2 | 1 | -1 | 1 | 28 | 100 | 95 | | |

| | | | | | | | | | | |
|---------|-----|-----|-----|---|---|---|---|----|-----|---------|
| 50 ~ 54 | 298 | 142 | 156 | 2 | 1 | 1 | 1 | 1 | 1 | 50 ~ 54 |
| 50 | 66 | 29 | 37 | 1 | 1 | | | | | 50 |
| 51 | 32 | 17 | 15 | 1 | 1 | | | | | 51 |
| 52 | 63 | 32 | 31 | | | 1 | | | | 52 |
| 53 | 70 | 33 | 37 | 1 | | 1 | | | | 53 |
| 54 | 67 | 31 | 36 | | | | | | | 54 |
| 55 ~ 59 | 329 | 158 | 171 | | | 1 | | | | 55 ~ 59 |
| 55 | 64 | 33 | 31 | | | 1 | | | | 55 |
| 56 | 63 | 38 | 25 | | | | | | | 56 |
| 57 | 56 | 23 | 33 | | | 1 | | | | 57 |
| 58 | 82 | 38 | 44 | | | | | | | 58 |
| 59 | 64 | 26 | 38 | | | | | | | 59 |
| 60 ~ 64 | 429 | 222 | 207 | 1 | 1 | 2 | 2 | 2 | -2 | 60 ~ 64 |
| 60 | 73 | 42 | 31 | 1 | | | | | | 60 |
| 61 | 60 | 28 | 32 | | | 1 | | | | 61 |
| 62 | 87 | 43 | 44 | | | 1 | | | | 62 |
| 63 | 95 | 53 | 42 | | | | | | | 63 |
| 64 | 114 | 56 | 58 | | | | | | | 64 |
| 65 ~ 69 | 508 | 248 | 260 | 1 | 1 | 2 | 2 | 1 | -1 | 65 ~ 69 |
| 65 | 93 | 48 | 45 | 1 | | | | | | 65 |
| 66 | 88 | 46 | 42 | | | 1 | | | | 66 |
| 67 | 115 | 51 | 64 | | | | | | | 67 |
| 68 | 95 | 44 | 51 | | | 1 | | | | 68 |
| 69 | 117 | 59 | 58 | | | | | | | 69 |
| 70 ~ 74 | 339 | 153 | 186 | 1 | 1 | 1 | 5 | 3 | -5 | 70 ~ 74 |
| 70 | 79 | 39 | 40 | | | | | | | 70 |
| 71 | 65 | 32 | 33 | | | | | 1 | | 71 |
| 72 | 54 | 23 | 31 | | | 1 | | | | 72 |
| 73 | 60 | 24 | 36 | | | | | 3 | | 73 |
| 74 | 81 | 35 | 46 | | | | | 1 | | 74 |
| 75 ~ 79 | 323 | 137 | 186 | 1 | 1 | 2 | 2 | 1 | -2 | 75 ~ 79 |
| 75 | 75 | 29 | 46 | | | 1 | | | | 75 |
| 76 | 83 | 41 | 42 | | | 1 | | | | 76 |
| 77 | 48 | 18 | 30 | | | | | 1 | | 77 |
| 78 | 57 | 25 | 32 | | | 1 | | | | 78 |
| 79 | 60 | 24 | 36 | | | | | 1 | | 79 |
| 80 ~ 84 | 339 | 135 | 204 | 1 | 1 | 1 | 5 | 6 | -7 | 80 ~ 84 |
| 80 | 71 | 29 | 42 | | | | | 1 | | 80 |
| 81 | 68 | 23 | 45 | | | 1 | | 2 | | 81 |
| 82 | 66 | 29 | 37 | | | 1 | | | | 82 |
| 83 | 73 | 30 | 43 | | | 2 | | 2 | | 83 |
| 84 | 61 | 24 | 37 | | | 1 | | 1 | | 84 |
| 85 ~ 89 | 251 | 73 | 178 | 1 | 1 | 1 | 5 | 10 | -10 | 85 ~ 89 |
| 85 | 61 | 17 | 44 | | | | | 3 | | 85 |
| 86 | 62 | 20 | 42 | | | 1 | | 2 | | 86 |
| 87 | 34 | 14 | 20 | | | 1 | | 1 | | 87 |
| 88 | 43 | 7 | 36 | | | | | 2 | | 88 |
| 89 | 51 | 15 | 36 | | | 1 | | 2 | | 89 |
| 90 ~ 94 | 120 | 28 | 92 | | | 2 | 2 | 4 | -4 | 90 ~ 94 |
| 90 | 31 | 11 | 20 | | | | | 1 | | 90 |
| 91 | 27 | 5 | 22 | | | | | 2 | | 91 |
| 92 | 25 | 4 | 21 | | | 1 | | 4 | | 92 |
| 93 | 19 | 6 | 13 | | | | | 1 | | 93 |
| 94 | 18 | 2 | 16 | | | | | 1 | | 94 |
| 95 ~ 99 | 44 | 9 | 35 | | | | | 1 | | 95 ~ 99 |
| 95 | 15 | 3 | 12 | | | | | 3 | | 95 |
| 96 | 9 | 3 | 6 | | | | | 1 | | 96 |
| 97 | 10 | 1 | 9 | | | 1 | | 2 | | 97 |
| 98 | 2 | 2 | 2 | | | | | | | 98 |
| 99 | 8 | 2 | 6 | | | | | 1 | | 99 |
| 100 ~ | 1 | 1 | 1 | | | | | 1 | | 100 ~ |
| 年齢不詳 | 1 | 1 | 1 | | | | | 2 | | 年齢不詳 |
| 計 | 13 | 6 | 13 | | | | | 6 | | 計 |
| 出生数 | 男 | 7 | 人 | | | | | 7 | | 出生数 |
| 出生数 | 女 | 6 | 人 | | | | | 6 | | 出生数 |

※0歳の「差引増減」は、出生数を含めて算出している。

市町村名：大温村

| 年齢 | 平成29年10月1日現在の人口 | | | | | | | | | | | | | 平成28年10月～平成29年9月の人口動態 | | | | | | | | | | | | | 年齢 |
|-------|-----------------|------|------|----|----|----|----|----|----|----|----|-----|-----|-----------------------|-----|------|---|---|----|--|--|--|--|--|--|--|----|
| | 転入 | | | | | | 転出 | | | | | | 死亡 | | | 差引増減 | | | 年齢 | | | | | | | | |
| | 県内 | | | 県外 | | | 県内 | | | 県外 | | | 男 | 女 | 男 | 女 | 男 | 女 | | | | | | | | | |
| | 男 | 女 | 総数 | 男 | 女 | 総数 | 男 | 女 | 総数 | 男 | 女 | 総数 | 男 | 女 | 総数 | | | | | | | | | | | | |
| 総数 | 3070 | 1533 | 1537 | 33 | 50 | 83 | 41 | 35 | 41 | 32 | 56 | 10 | 16 | 7 | 0～4 | | | | | | | | | | | | |
| 0～4 | 103 | 62 | 41 | 4 | 3 | 7 | 1 | 1 | 5 | 18 | 17 | 10 | 7 | 7 | | | | | | | | | | | | | |
| 5 | 20 | 12 | 8 | 2 | 2 | 4 | 1 | 1 | 1 | 1 | 1 | 12 | 8 | 0 | | | | | | | | | | | | | |
| 1 | 18 | 14 | 4 | 2 | 2 | 4 | 1 | 1 | 1 | 1 | 1 | 3 | 3 | 1 | | | | | | | | | | | | | |
| 2 | 18 | 7 | 11 | 2 | 1 | 3 | 2 | 1 | 1 | 1 | 1 | 2 | 1 | 2 | | | | | | | | | | | | | |
| 3 | 20 | 13 | 7 | 2 | 1 | 3 | 1 | 1 | 1 | 1 | 1 | 2 | 3 | 3 | | | | | | | | | | | | | |
| 4 | 27 | 16 | 11 | 2 | 1 | 3 | 2 | 1 | 1 | 1 | 1 | 2 | 2 | 4 | | | | | | | | | | | | | |
| 5～9 | 140 | 73 | 67 | 2 | 1 | 3 | 2 | 1 | 1 | 1 | 1 | -1 | 1 | 5～9 | | | | | | | | | | | | | |
| 5 | 24 | 14 | 10 | 2 | 1 | 3 | 2 | 1 | 1 | 1 | 1 | -1 | 1 | 5 | | | | | | | | | | | | | |
| 6 | 30 | 13 | 17 | 1 | 1 | 2 | 1 | 1 | 1 | 1 | 1 | -1 | 1 | 6 | | | | | | | | | | | | | |
| 7 | 23 | 12 | 11 | 2 | 1 | 3 | 2 | 1 | 1 | 1 | 1 | 2 | 2 | 7 | | | | | | | | | | | | | |
| 8 | 28 | 17 | 11 | 1 | 1 | 2 | 2 | 1 | 1 | 1 | 1 | 1 | 1 | 8 | | | | | | | | | | | | | |
| 9 | 35 | 17 | 18 | 2 | 1 | 3 | 2 | 1 | 1 | 1 | 1 | 1 | 1 | 9 | | | | | | | | | | | | | |
| 10～14 | 154 | 85 | 69 | 2 | 1 | 3 | 2 | 1 | 1 | 1 | 1 | -1 | 1 | 10～14 | | | | | | | | | | | | | |
| 10 | 29 | 21 | 8 | 2 | 1 | 3 | 2 | 1 | 1 | 1 | 1 | -1 | 1 | 10 | | | | | | | | | | | | | |
| 11 | 27 | 14 | 13 | 1 | 1 | 2 | 1 | 1 | 1 | 1 | 1 | 1 | 1 | 11 | | | | | | | | | | | | | |
| 12 | 26 | 14 | 12 | 4 | 3 | 7 | 4 | 2 | 4 | 7 | 7 | 15 | 21 | 12 | | | | | | | | | | | | | |
| 13 | 42 | 22 | 20 | 4 | 3 | 7 | 4 | 2 | 4 | 7 | 7 | 15 | 21 | 13 | | | | | | | | | | | | | |
| 14 | 30 | 14 | 16 | 4 | 3 | 7 | 4 | 2 | 4 | 7 | 7 | 15 | 21 | 14 | | | | | | | | | | | | | |
| 15～19 | 230 | 109 | 121 | 4 | 9 | 13 | 23 | 2 | 4 | 7 | 7 | 15 | 21 | 15～19 | | | | | | | | | | | | | |
| 15 | 37 | 15 | 22 | 3 | 3 | 6 | 3 | 6 | 3 | 3 | 3 | 2 | 2 | 15 | | | | | | | | | | | | | |
| 16 | 32 | 17 | 15 | 3 | 3 | 6 | 3 | 6 | 3 | 3 | 3 | 2 | 2 | 16 | | | | | | | | | | | | | |
| 17 | 39 | 24 | 15 | 5 | 3 | 8 | 4 | 2 | 2 | 1 | 1 | -1 | 1 | 17 | | | | | | | | | | | | | |
| 18 | 51 | 19 | 32 | 3 | 4 | 7 | 17 | 1 | 1 | 2 | 2 | 6 | 6 | 18 | | | | | | | | | | | | | |
| 19 | 71 | 34 | 37 | 1 | 5 | 6 | 6 | 3 | 3 | 5 | 5 | 11 | 11 | 19 | | | | | | | | | | | | | |
| 20～24 | 186 | 113 | 73 | 14 | 8 | 22 | 18 | 13 | 13 | 22 | 41 | -12 | 3 | 20～24 | | | | | | | | | | | | | |
| 20 | 64 | 39 | 25 | 5 | 3 | 8 | 4 | 2 | 4 | 4 | 2 | 2 | 2 | 20 | | | | | | | | | | | | | |
| 21 | 49 | 22 | 27 | 5 | 3 | 8 | 4 | 2 | 4 | 4 | 2 | 2 | 2 | 21 | | | | | | | | | | | | | |
| 22 | 29 | 25 | 4 | 2 | 1 | 3 | 6 | 5 | 2 | 2 | 5 | -8 | -8 | 22 | | | | | | | | | | | | | |
| 23 | 19 | 16 | 3 | 2 | 1 | 3 | 7 | 3 | 3 | 6 | 14 | -9 | -9 | 23 | | | | | | | | | | | | | |
| 24 | 25 | 11 | 14 | 2 | 3 | 5 | 1 | 2 | 1 | 5 | 14 | -14 | -14 | 24 | | | | | | | | | | | | | |
| 25～29 | 77 | 55 | 22 | 3 | 3 | 6 | 3 | 6 | 3 | 3 | 6 | 2 | 2 | 25～29 | | | | | | | | | | | | | |
| 25 | 12 | 10 | 2 | 3 | 3 | 6 | 3 | 6 | 3 | 3 | 6 | 2 | 2 | 25 | | | | | | | | | | | | | |
| 26 | 23 | 19 | 4 | 1 | 2 | 3 | 2 | 2 | 2 | 1 | 1 | -1 | 1 | 26 | | | | | | | | | | | | | |
| 27 | 6 | 2 | 4 | 1 | 1 | 2 | 1 | 1 | 1 | 1 | 1 | -1 | 1 | 27 | | | | | | | | | | | | | |
| 28 | 17 | 11 | 6 | 1 | 2 | 3 | 3 | 1 | 1 | 1 | 2 | 1 | 1 | 28 | | | | | | | | | | | | | |
| 29 | 19 | 13 | 6 | 1 | 1 | 2 | 1 | 1 | 1 | 1 | 2 | 1 | 1 | 29 | | | | | | | | | | | | | |
| 30～34 | 104 | 57 | 47 | 2 | 3 | 5 | 2 | 2 | 4 | 1 | 1 | 2 | 2 | 30～34 | | | | | | | | | | | | | |
| 30 | 16 | 11 | 5 | 2 | 3 | 5 | 2 | 2 | 4 | 1 | 1 | 2 | 2 | 30 | | | | | | | | | | | | | |
| 31 | 19 | 12 | 7 | 1 | 1 | 2 | 1 | 1 | 1 | 1 | 1 | -1 | 1 | 31 | | | | | | | | | | | | | |
| 32 | 22 | 14 | 8 | 1 | 2 | 3 | 2 | 2 | 2 | 1 | 1 | -2 | -2 | 32 | | | | | | | | | | | | | |
| 33 | 19 | 8 | 11 | 1 | 2 | 3 | 1 | 1 | 1 | 1 | 2 | 2 | 2 | 33 | | | | | | | | | | | | | |
| 34 | 28 | 12 | 16 | 1 | 2 | 3 | 1 | 1 | 1 | 1 | 2 | -1 | 1 | 34 | | | | | | | | | | | | | |
| 35～39 | 138 | 62 | 76 | 2 | 7 | 9 | 2 | 2 | 2 | 1 | 1 | 3 | 6 | 35～39 | | | | | | | | | | | | | |
| 35 | 17 | 13 | 4 | 1 | 2 | 3 | 1 | 1 | 1 | 1 | 1 | 1 | 1 | 35 | | | | | | | | | | | | | |
| 36 | 37 | 15 | 22 | 1 | 1 | 2 | 1 | 1 | 1 | 1 | 1 | 1 | 1 | 36 | | | | | | | | | | | | | |
| 37 | 20 | 12 | 8 | 2 | 2 | 4 | 1 | 1 | 1 | 1 | 1 | 1 | 1 | 37 | | | | | | | | | | | | | |
| 38 | 26 | 10 | 16 | 1 | 2 | 3 | 1 | 1 | 1 | 1 | 1 | 1 | 1 | 38 | | | | | | | | | | | | | |
| 39 | 38 | 12 | 26 | 2 | 2 | 4 | 2 | 2 | 3 | 1 | 1 | 3 | 2 | 39 | | | | | | | | | | | | | |
| 40～44 | 192 | 106 | 86 | 2 | 2 | 4 | 2 | 2 | 3 | 1 | 1 | 3 | 3 | 40～44 | | | | | | | | | | | | | |
| 40 | 39 | 20 | 19 | 1 | 1 | 2 | 1 | 1 | 1 | 1 | 1 | 1 | 1 | 40 | | | | | | | | | | | | | |
| 41 | 40 | 23 | 17 | 1 | 1 | 2 | 1 | 1 | 1 | 1 | 1 | -1 | -1 | 41 | | | | | | | | | | | | | |
| 42 | 26 | 15 | 11 | 1 | 1 | 2 | 1 | 1 | 1 | 1 | 1 | 1 | 1 | 42 | | | | | | | | | | | | | |
| 43 | 38 | 21 | 17 | 2 | 1 | 3 | 1 | 1 | 1 | 1 | 1 | 2 | 2 | 43 | | | | | | | | | | | | | |
| 44 | 49 | 27 | 22 | 2 | 2 | 4 | 1 | 1 | 1 | 1 | 1 | 2 | 2 | 44 | | | | | | | | | | | | | |
| 45～49 | 252 | 121 | 131 | 2 | 2 | 4 | 1 | 1 | 1 | 1 | 1 | 2 | 2 | 45～49 | | | | | | | | | | | | | |
| 45 | 48 | 25 | 23 | 1 | 1 | 2 | 1 | 1 | 1 | 1 | 1 | 1 | 1 | 45 | | | | | | | | | | | | | |
| 46 | 60 | 30 | 30 | 1 | 1 | 2 | 1 | 1 | 1 | 1 | 1 | 1 | 1 | 46 | | | | | | | | | | | | | |
| 47 | 53 | 22 | 31 | 1 | 1 | 2 | 1 | 1 | 1 | 1 | 1 | 1 | 1 | 47 | | | | | | | | | | | | | |
| 48 | 41 | 21 | 20 | 1 | 1 | 2 | 1 | 1 | 1 | 1 | 1 | 1 | 1 | 48 | | | | | | | | | | | | | |
| 49 | 50 | 23 | 27 | 1 | 1 | 2 | 1 | 1 | 1 | 1 | 1 | 2 | 2 | 49 | | | | | | | | | | | | | |

| | | | | | | | | | | |
|---------------------------|-----|-----|-----|---|---|---|---|----|----|------------|
| 50 ~ 54 | 210 | 104 | 106 | 1 | 1 | 1 | 1 | 1 | 2 | 50 ~ 54 |
| 50 | 47 | 22 | 25 | 1 | | | | | 1 | 50 |
| 51 | 39 | 19 | 20 | | 1 | | | | 1 | 51 |
| 52 | 39 | 18 | 21 | | | | | | | 52 |
| 53 | 41 | 21 | 20 | | | 1 | | -1 | | 53 |
| 54 | 44 | 24 | 20 | | | | | | | 54 |
| 55 ~ 59 | 168 | 93 | 75 | 1 | 1 | 1 | 1 | 1 | -2 | 55 ~ 59 |
| 55 | 41 | 24 | 17 | | | | | | 1 | 55 |
| 56 | 32 | 20 | 12 | | 1 | | | | -1 | 56 |
| 57 | 32 | 21 | 11 | | | | | | | 57 |
| 58 | 36 | 13 | 23 | | 1 | | | -1 | | 58 |
| 59 | 27 | 15 | 12 | | | | | | | 59 |
| 60 ~ 64 | 140 | 66 | 74 | 1 | 1 | 1 | 1 | 1 | 1 | 60 ~ 64 |
| 60 | 26 | 10 | 16 | | | | | | 1 | 60 |
| 61 | 30 | 18 | 12 | | 1 | | | | | 61 |
| 62 | 25 | 12 | 13 | | | | | | -1 | 62 |
| 63 | 35 | 16 | 19 | | | | | | | 63 |
| 64 | 24 | 10 | 14 | | | | | | | 64 |
| 65 ~ 69 | 236 | 101 | 135 | 1 | | | | | | 65 ~ 69 |
| 65 | 29 | 15 | 14 | | | | | | -1 | 65 |
| 66 | 42 | 18 | 24 | | | | | | -1 | 66 |
| 67 | 49 | 22 | 27 | | 1 | | | | 1 | 67 |
| 68 | 58 | 24 | 34 | | | | | | | 68 |
| 69 | 58 | 22 | 36 | | | | | | | 69 |
| 70 ~ 74 | 221 | 98 | 123 | 2 | 1 | 1 | 1 | 1 | 1 | 70 ~ 74 |
| 70 | 60 | 26 | 34 | | | | | | -4 | 70 |
| 71 | 32 | 11 | 21 | | | | | | -1 | 71 |
| 72 | 30 | 13 | 17 | | | | | | -1 | 72 |
| 73 | 53 | 24 | 29 | | 2 | | | | 2 | 73 |
| 74 | 46 | 24 | 22 | | | 1 | | | -1 | 74 |
| 75 ~ 79 | 222 | 106 | 116 | 3 | 1 | 1 | 1 | 1 | -2 | 75 ~ 79 |
| 75 | 46 | 23 | 23 | | | | | | | 75 |
| 76 | 45 | 22 | 23 | | | | | | -1 | 76 |
| 77 | 45 | 19 | 26 | | | | | | | 77 |
| 78 | 42 | 19 | 23 | | | | | | | 78 |
| 79 | 44 | 23 | 21 | | 3 | 1 | | | 2 | 79 |
| 80 ~ 84 | 158 | 69 | 89 | 2 | 2 | 4 | 1 | 1 | -4 | 80 ~ 84 |
| 80 | 35 | 13 | 22 | | | | | | | 80 |
| 81 | 40 | 18 | 22 | | 1 | | | | -2 | 81 |
| 82 | 39 | 20 | 19 | | | | | | -1 | 82 |
| 83 | 22 | 11 | 11 | | | | | | | 83 |
| 84 | 22 | 7 | 15 | | 1 | 1 | 1 | 1 | -1 | 84 |
| 85 ~ 89 | 89 | 43 | 46 | 2 | 2 | 2 | 1 | 5 | -2 | 85 ~ 89 |
| 85 | 25 | 11 | 14 | | | | | | | 85 |
| 86 | 25 | 12 | 13 | | | 1 | | 2 | -2 | 86 |
| 87 | 17 | 9 | 8 | | 1 | | | 1 | -1 | 87 |
| 88 | 14 | 8 | 6 | | | | 1 | | -1 | 88 |
| 89 | 8 | 3 | 5 | | | 1 | 1 | 1 | -3 | 89 |
| 90 ~ 94 | 36 | 7 | 29 | 2 | 2 | 5 | 4 | 4 | -5 | 90 ~ 94 |
| 90 | 8 | 1 | 7 | | | | | | | 90 |
| 91 | 8 | 1 | 7 | | 1 | | | 1 | -3 | 91 |
| 92 | 7 | 2 | 5 | | | | | 2 | -2 | 92 |
| 93 | 5 | 2 | 3 | | | | 1 | 1 | -1 | 93 |
| 94 | 8 | 1 | 7 | | | | 1 | 1 | -1 | 94 |
| 95 ~ 99 | 12 | 2 | 10 | 1 | 1 | 3 | 3 | 3 | -3 | 95 ~ 99 |
| 95 | 2 | 1 | 1 | | | | | 1 | -2 | 95 |
| 96 | 4 | 4 | 4 | | 1 | | | 1 | 1 | 96 |
| 97 | 3 | 1 | 2 | | | | | 2 | -2 | 97 |
| 98 | 1 | 1 | 1 | | | | | | | 98 |
| 99 | 2 | 2 | 2 | | | | | | | 99 |
| 100 ~ 年齢不詳 | 1 | 1 | 1 | | | | | | -2 | 100 ~ 年齢不詳 |
| 出生数 : 男 12 人 女 8 人 計 20 人 | | | | | | | | | | |

※0歳の「差引増減」は、出生数を含めて算出している。

市町村名：仙北郡

| 年齢 総数 | 平成29年10月1日現在の人口 | | | | | | | | | | | | 平成28年10月～平成29年9月の人口動態 | | | | | | | | | | | | 年齢 総数 |
|----------|-----------------|-------|----|----|-----|-----|-----|-----|-----|-----|------|------|-----------------------|-----|------|------|----|-------|--|--|--|--|--|--|----------|
| | 男 | | 女 | | 転入 | | 転出 | | 県内 | | 県外 | | 死亡 | | 差引増減 | | | | | | | | | | |
| | 男 | 女 | 男 | 女 | 男 | 女 | 男 | 女 | 男 | 女 | 男 | 女 | 男 | 女 | 男 | 女 | | | | | | | | | |
| | 93 | 122 | 50 | 59 | 112 | 118 | 109 | 102 | 157 | 184 | -192 | -173 | 47 | 52 | | | | | | | | | | | |
| 0～4 | 539 | 10401 | 2 | 2 | 7 | 10 | 2 | 2 | 10 | 2 | 2 | 1 | 1 | 184 | -192 | -173 | 52 | 0～4 | | | | | | | |
| 5 | 328 | 309 | 4 | 4 | 4 | 4 | 4 | 3 | 4 | 4 | 3 | 1 | 1 | 1 | 1 | 1 | 1 | 5～9 | | | | | | | |
| 6 | 114 | 67 | 1 | 1 | 2 | 2 | 2 | 2 | 2 | 2 | 2 | 1 | 1 | 1 | 1 | 2 | 2 | 6 | | | | | | | |
| 7 | 120 | 59 | 1 | 1 | 1 | 1 | 1 | 1 | 1 | 1 | 1 | 1 | 1 | 1 | 1 | 1 | 1 | 7 | | | | | | | |
| 8 | 153 | 77 | 3 | 3 | 1 | 1 | 1 | 1 | 3 | 1 | 1 | 1 | 1 | 1 | 1 | 1 | 1 | 8 | | | | | | | |
| 9 | 128 | 62 | 1 | 1 | 1 | 1 | 1 | 1 | 2 | 2 | 1 | 1 | 1 | 1 | 1 | 1 | 1 | 9 | | | | | | | |
| 10～14 | 809 | 419 | 1 | 1 | 4 | 4 | 1 | 1 | 4 | 2 | 2 | 1 | 1 | 3 | -4 | 3 | 3 | 10～14 | | | | | | | |
| 11 | 161 | 85 | 1 | 1 | 1 | 1 | 1 | 1 | 1 | 1 | 1 | 1 | 1 | 1 | 1 | 1 | 1 | 11 | | | | | | | |
| 12 | 141 | 74 | 2 | 2 | 2 | 2 | 2 | 2 | 2 | 2 | 2 | 1 | 1 | 2 | -4 | -2 | 2 | 12 | | | | | | | |
| 13 | 166 | 82 | 2 | 2 | 1 | 1 | 1 | 1 | 1 | 1 | 1 | 1 | 1 | 1 | -1 | 2 | 2 | 13 | | | | | | | |
| 14 | 152 | 79 | 1 | 1 | 1 | 1 | 1 | 1 | 1 | 1 | 1 | 1 | 1 | 1 | -1 | 1 | 1 | 14 | | | | | | | |
| 15～19 | 189 | 106 | 1 | 1 | 1 | 1 | 1 | 1 | 2 | 19 | 18 | 1 | 1 | 1 | 1 | -15 | 15 | 15～19 | | | | | | | |
| 16 | 799 | 426 | 3 | 3 | 3 | 2 | 2 | 2 | 10 | 2 | 2 | 18 | 1 | 1 | -24 | -15 | 1 | 16 | | | | | | | |
| 17 | 145 | 69 | 1 | 1 | 1 | 1 | 1 | 1 | 1 | 1 | 1 | 1 | 1 | 1 | -1 | 1 | 1 | 17 | | | | | | | |
| 18 | 179 | 91 | 1 | 1 | 2 | 2 | 1 | 1 | 2 | 2 | 2 | 2 | 1 | 1 | -2 | 2 | 2 | 18 | | | | | | | |
| 19 | 170 | 94 | 2 | 2 | 1 | 1 | 1 | 1 | 1 | 1 | 1 | 1 | 1 | 1 | -1 | 1 | 1 | 19 | | | | | | | |
| 20～24 | 186 | 111 | 2 | 2 | 1 | 1 | 1 | 1 | 1 | 1 | 1 | 7 | 1 | 1 | -6 | -6 | 1 | 20～24 | | | | | | | |
| 21 | 119 | 61 | 2 | 2 | 2 | 2 | 2 | 2 | 6 | 1 | 1 | 11 | 1 | 1 | -16 | -11 | 1 | 21 | | | | | | | |
| 22 | 443 | 249 | 9 | 9 | 15 | 18 | 9 | 14 | 9 | 14 | 39 | 34 | 7 | 7 | -24 | -21 | 7 | 22 | | | | | | | |
| 23 | 114 | 47 | 2 | 2 | 3 | 3 | 3 | 3 | 3 | 3 | 7 | 7 | 3 | 3 | -4 | -4 | 4 | 23 | | | | | | | |
| 24 | 72 | 27 | 2 | 2 | 2 | 2 | 2 | 2 | 2 | 2 | 2 | 2 | 2 | 2 | -3 | -3 | 2 | 24 | | | | | | | |
| 25～29 | 87 | 44 | 2 | 2 | 4 | 4 | 4 | 4 | 1 | 2 | 2 | 5 | 5 | 2 | -14 | -2 | 2 | 25～29 | | | | | | | |
| 26 | 74 | 44 | 2 | 2 | 3 | 3 | 3 | 3 | 4 | 2 | 2 | 8 | 8 | 2 | -14 | -2 | 2 | 26 | | | | | | | |
| 27 | 96 | 55 | 3 | 3 | 3 | 2 | 2 | 2 | 4 | 4 | 4 | 7 | 7 | 2 | -5 | -7 | 4 | 27 | | | | | | | |
| 28 | 616 | 313 | 15 | 20 | 8 | 9 | 18 | 19 | 18 | 12 | 13 | 13 | 3 | 3 | -3 | 4 | 3 | 28 | | | | | | | |
| 29 | 98 | 49 | 5 | 4 | 3 | 2 | 6 | 6 | 2 | 5 | 5 | 5 | 3 | 3 | -3 | 4 | 4 | 29 | | | | | | | |
| 30～34 | 95 | 46 | 4 | 3 | 1 | 2 | 2 | 2 | 6 | 6 | 3 | 3 | 3 | 3 | -3 | -5 | 3 | 30～34 | | | | | | | |
| 31 | 123 | 57 | 4 | 4 | 1 | 2 | 4 | 5 | 3 | 3 | 3 | 2 | 2 | 2 | -2 | 3 | 2 | 31 | | | | | | | |
| 32 | 150 | 79 | 3 | 3 | 3 | 3 | 3 | 3 | 5 | 4 | 4 | 2 | 2 | 2 | -2 | 2 | 2 | 32 | | | | | | | |
| 33 | 150 | 87 | 3 | 3 | 1 | 3 | 1 | 3 | 3 | 4 | 4 | 4 | 4 | 4 | -1 | 7 | 4 | 33 | | | | | | | |
| 34 | 87 | 63 | 3 | 3 | 1 | 3 | 1 | 3 | 1 | 3 | 2 | 6 | 6 | 1 | 1 | -2 | 1 | 34 | | | | | | | |
| 35～39 | 896 | 469 | 13 | 20 | 5 | 7 | 19 | 14 | 19 | 6 | 10 | 10 | 5 | 5 | -7 | 2 | 2 | 35～39 | | | | | | | |
| 35 | 179 | 91 | 4 | 4 | 1 | 3 | 5 | 4 | 4 | 3 | 3 | 3 | 2 | 2 | -3 | 4 | 4 | 35 | | | | | | | |
| 36 | 163 | 88 | 1 | 2 | 2 | 3 | 3 | 3 | 2 | 3 | 1 | 3 | 3 | 1 | -1 | 3 | 3 | 36 | | | | | | | |
| 37 | 169 | 85 | 4 | 4 | 1 | 2 | 4 | 5 | 3 | 2 | 2 | 1 | 1 | 1 | -1 | 1 | 1 | 37 | | | | | | | |
| 38 | 183 | 93 | 5 | 5 | 1 | 4 | 4 | 4 | 4 | 4 | 4 | 4 | 4 | 4 | -1 | 7 | 4 | 38 | | | | | | | |
| 39 | 202 | 105 | 2 | 5 | 1 | 1 | 3 | 5 | 1 | 1 | 2 | 2 | 2 | 2 | -2 | 4 | 4 | 39 | | | | | | | |
| 40～44 | 1031 | 528 | 10 | 14 | 1 | 1 | 10 | 12 | 10 | 7 | 5 | 5 | 2 | 2 | -8 | -2 | 2 | 40～44 | | | | | | | |
| 41 | 166 | 83 | 1 | 1 | 1 | 2 | 2 | 2 | 2 | 2 | 1 | 1 | 1 | 1 | -3 | 3 | 3 | 41 | | | | | | | |
| 42 | 191 | 107 | 3 | 2 | 1 | 1 | 1 | 2 | 1 | 1 | 1 | 1 | 1 | 1 | -1 | 1 | 1 | 42 | | | | | | | |
| 43 | 206 | 101 | 2 | 4 | 2 | 2 | 3 | 3 | 3 | 3 | 3 | 3 | 3 | 3 | -3 | 3 | 3 | 43 | | | | | | | |
| 44 | 232 | 127 | 2 | 3 | 1 | 3 | 3 | 3 | 3 | 3 | 3 | 3 | 3 | 3 | -3 | 3 | 3 | 44 | | | | | | | |
| 45～49 | 1111 | 572 | 3 | 3 | 1 | 4 | 4 | 4 | 4 | 4 | 4 | 3 | 3 | 3 | -4 | -3 | 3 | 45～49 | | | | | | | |
| 45 | 204 | 110 | 2 | 2 | 3 | 3 | 3 | 3 | 3 | 3 | 3 | 3 | 3 | 3 | -1 | 3 | 3 | 45 | | | | | | | |
| 46 | 255 | 125 | 1 | 1 | 1 | 1 | 1 | 1 | 1 | 1 | 2 | 2 | 2 | 2 | -2 | 2 | 2 | 46 | | | | | | | |
| 47 | 225 | 119 | 1 | 1 | 1 | 1 | 1 | 2 | 1 | 1 | 1 | 1 | 1 | 1 | -2 | 1 | 1 | 47 | | | | | | | |
| 48 | 235 | 122 | 1 | 1 | 1 | 1 | 1 | 1 | 1 | 2 | 2 | 2 | 2 | 2 | -2 | 2 | 2 | 48 | | | | | | | |
| 49 | 192 | 96 | 7 | 4 | 1 | 1 | 5 | 4 | 4 | 4 | 5 | 5 | 4 | 4 | -3 | 4 | 4 | 49 | | | | | | | |
| | 1066 | 521 | 3 | 3 | 1 | 1 | 1 | 1 | 1 | 1 | 1 | 1 | 1 | 1 | -3 | 1 | 1 | | | | | | | | |
| | 204 | 104 | 3 | 1 | 1 | 1 | 1 | 1 | 1 | 1 | 1 | 1 | 1 | 1 | -1 | 1 | 1 | | | | | | | | |
| | 214 | 105 | 1 | 1 | 1 | 1 | 1 | 1 | 1 | 1 | 1 | 1 | 1 | 1 | 3 | 3 | 1 | | | | | | | | |
| | 197 | 101 | 1 | 1 | 2 | 2 | 2 | 2 | 2 | 2 | 2 | 2 | 2 | 2 | -2 | 2 | 2 | | | | | | | | |
| | 235 | 106 | 1 | 3 | 1 | 1 | 1 | 1 | 1 | 1 | 1 | 1 | 1 | 1 | -3 | 3 | 1 | | | | | | | | |
| | 216 | 105 | 3 | 3 | 1 | 1 | 1 | 1 | 1 | 2 | 2 | 2 | 2 | 2 | -2 | 2 | 2 | | | | | | | | |

| 年齢 | 50 ~ 54 | 55 ~ 59 | 60 ~ 64 | 65 ~ 69 | 70 ~ 74 | 75 ~ 79 | 80 ~ 84 | 85 ~ 89 | 90 ~ 94 | 95 ~ 99 | 100 ~ | 出生数 | 男 | 女 | 合計 | |
|-----|---------|---------|---------|---------|---------|---------|---------|---------|---------|---------|-------|-----|----|---|-----|---------|
| 50 | 1097 | 529 | 568 | | 2 | 4 | 3 | 2 | 5 | 5 | 3 | 3 | 1 | 1 | -3 | 50 ~ 54 |
| 51 | 238 | 107 | 131 | | 1 | 1 | | 1 | 2 | 1 | | | | | 1 | 50 |
| 52 | 205 | 107 | 98 | | | | 1 | | 1 | 1 | | | | | -1 | 51 |
| 53 | 236 | 111 | 125 | | | | 1 | | 2 | 1 | | | | | -1 | 52 |
| 54 | 248 | 141 | 141 | | 1 | 1 | 1 | 3 | 1 | 2 | | | | | 1 | 53 |
| 55 | 1497 | 718 | 779 | | 4 | 3 | 2 | 3 | 3 | 1 | 1 | | 8 | | -3 | 54 |
| 56 | 263 | 120 | 143 | | 1 | 1 | 1 | | 1 | | | | | | 1 | 55 |
| 57 | 308 | 151 | 157 | | 3 | 1 | 1 | 1 | 1 | 3 | | | 3 | | 2 | 56 |
| 58 | 313 | 154 | 159 | | 1 | 1 | 1 | | 1 | 2 | | | 3 | | -2 | 57 |
| 59 | 314 | 142 | 172 | | 1 | 1 | 1 | 1 | 1 | 3 | | | 3 | | -4 | 58 |
| 60 | 299 | 151 | 148 | | 1 | 1 | 1 | 1 | 1 | 1 | | | 2 | | -3 | 59 |
| 61 | 1803 | 880 | 923 | | 3 | 2 | 1 | 1 | 2 | 6 | 1 | | 8 | | -6 | 60 ~ 64 |
| 62 | 366 | 174 | 192 | | | | | | 1 | 3 | | | 1 | | -3 | 60 |
| 63 | 344 | 167 | 177 | | | | | | 1 | 1 | | | 1 | | -1 | 61 |
| 64 | 384 | 171 | 213 | | 2 | 1 | 1 | | 1 | 1 | | | 1 | | -4 | 62 |
| 65 | 360 | 182 | 178 | | | | | | 1 | 2 | | | 2 | | -3 | 63 |
| 66 | 349 | 186 | 163 | | 1 | 2 | 1 | 1 | 1 | 1 | | | 3 | | -2 | 64 |
| 67 | 1876 | 914 | 962 | | 1 | 2 | 1 | 1 | 5 | 1 | 3 | | 17 | | -4 | 65 ~ 69 |
| 68 | 373 | 185 | 188 | | | | | | 1 | 1 | | | 3 | | -3 | 65 |
| 69 | 327 | 162 | 165 | | 1 | | 1 | | 1 | 2 | | | 2 | | -1 | 66 |
| 70 | 416 | 208 | 208 | | | | | | 2 | 1 | | | 6 | | -7 | 67 |
| 71 | 385 | 178 | 207 | | 1 | 1 | | 2 | 2 | 2 | | | 2 | | -6 | 68 |
| 72 | 375 | 181 | 194 | | 1 | 1 | 1 | 1 | 1 | 1 | | | 4 | | -4 | 69 |
| 73 | 1254 | 587 | 667 | | 1 | 1 | 3 | 1 | 3 | 1 | | | 7 | | -3 | 70 ~ 74 |
| 74 | 347 | 167 | 180 | | 1 | | | | 1 | 2 | | | 2 | | -1 | 70 |
| 75 | 191 | 92 | 99 | | | | | | 1 | 1 | | | 1 | | -1 | 71 |
| 76 | 226 | 103 | 123 | | 1 | 1 | 1 | | 1 | 1 | | | 1 | | -1 | 72 |
| 77 | 238 | 119 | 119 | | | | | | 2 | 2 | | | 2 | | -1 | 73 |
| 78 | 252 | 106 | 146 | | 2 | 3 | 1 | 1 | 1 | 1 | | | 19 | | -2 | 74 |
| 79 | 1267 | 525 | 742 | | | | | | 1 | 1 | | | 4 | | -8 | 75 ~ 79 |
| 80 | 276 | 116 | 160 | | 2 | 1 | 1 | | 1 | 1 | | | 4 | | -4 | 75 |
| 81 | 234 | 111 | 123 | | | | | | 1 | 3 | | | 3 | | -2 | 76 |
| 82 | 250 | 100 | 150 | | 2 | 1 | 1 | | 2 | 5 | | | 3 | | -3 | 77 |
| 83 | 225 | 98 | 127 | | | | 1 | | 1 | 1 | | | 5 | | -1 | 78 |
| 84 | 282 | 100 | 182 | | 1 | 1 | 1 | | 1 | 5 | | | 4 | | -5 | 79 |
| 85 | 1290 | 482 | 808 | | 1 | 3 | 1 | 1 | 3 | 2 | | | 27 | | -29 | 80 ~ 84 |
| 86 | 276 | 101 | 175 | | 1 | | | | 1 | 1 | | | 7 | | -7 | 80 |
| 87 | 247 | 92 | 155 | | | 2 | | | 1 | 3 | | | 3 | | -4 | 81 |
| 88 | 266 | 108 | 158 | | | | 1 | | 1 | 3 | | | 3 | | -3 | 82 |
| 89 | 240 | 99 | 141 | | | | | | 1 | 5 | | | 7 | | -7 | 83 |
| 90 | 261 | 82 | 179 | | 1 | 1 | 1 | | 1 | 9 | | | 9 | | -5 | 84 |
| 91 | 946 | 291 | 655 | | 5 | 5 | 1 | 5 | 11 | 2 | | | 36 | | -43 | 85 ~ 89 |
| 92 | 220 | 80 | 140 | | 1 | 1 | 1 | 1 | 6 | 1 | | | 9 | | -9 | 85 |
| 93 | 216 | 81 | 135 | | | | | | 1 | 1 | | | 6 | | -13 | 86 |
| 94 | 202 | 57 | 145 | | 1 | 1 | 1 | 2 | 2 | 1 | | | 8 | | -7 | 87 |
| 95 | 166 | 45 | 121 | | | | | | 1 | 1 | | | 9 | | -11 | 88 |
| 96 | 142 | 28 | 114 | | 1 | 1 | 1 | 1 | 1 | 1 | | | 4 | | -8 | 89 |
| 97 | 469 | 112 | 357 | | 4 | 4 | 1 | 2 | 4 | 4 | | | 22 | | -6 | 90 ~ 94 |
| 98 | 133 | 43 | 90 | | 1 | 1 | 1 | 1 | 3 | 1 | | | 11 | | -24 | 90 |
| 99 | 119 | 29 | 90 | | 2 | 2 | 1 | 1 | 1 | 4 | | | 14 | | -12 | 91 |
| 100 | 101 | 18 | 83 | | | 1 | | | 1 | 5 | | | 4 | | -4 | 92 |
| 101 | 72 | 14 | 58 | | | | | 1 | | 1 | | | 5 | | -5 | 93 |
| 102 | 44 | 8 | 36 | | | | | | | 1 | | | 1 | | -2 | 94 |
| 103 | 90 | 16 | 74 | | 1 | | | | 2 | 1 | | | 8 | | -10 | 95 ~ 99 |
| 104 | 27 | 4 | 23 | | | | | | 1 | 2 | | | 2 | | -7 | 95 |
| 105 | 32 | 5 | 27 | | 1 | | | | 1 | 1 | | | 2 | | -2 | 96 |
| 106 | 14 | 3 | 11 | | | | | | | 1 | | | 1 | | -8 | 97 |
| 107 | 8 | 3 | 5 | | | | | | | 3 | | | 3 | | -4 | 98 |
| 108 | 9 | 1 | 8 | | | | | | | 1 | | | 1 | | -3 | 99 |
| 109 | 25 | 3 | 22 | | | | | | | 3 | | | 1 | | -1 | 100 ~ |
| 110 | | | | | | | | | | 2 | | | 2 | | -2 | 年齢不詳 |

※0歳の「差引増減」は、出生数を含めて算出している。

| 年 齢 | 平成29年10月1日現在の人口 | | | | | | | | | | | | 平成28年10月～平成29年9月の人口動態 | | | | | | | | | | | | 年 齢 |
|---------|-----------------|------|-------|----|-----|----|----|----|-----|-----|-----|-----|-----------------------|------|------|-----|----|--|--|--|--|--|--|--|-----|
| | 総数 | | 男 | | 女 | | 転入 | | 転出 | | 死亡 | | 差引増減 | | 年 齢 | | | | | | | | | | |
| | 総数 | 男 | 女 | 男 | 女 | 男 | 女 | 男 | 女 | 男 | 女 | 男 | 女 | 男 | 女 | 男 | 女 | | | | | | | | |
| | | | | | | | | | | | | | | | | | | | | | | | | | |
| 総数 | 19561 | 9160 | 10401 | 93 | 122 | 13 | 50 | 59 | 118 | 109 | 102 | 157 | 184 | -192 | -173 | 0～4 | 52 | | | | | | | | |
| 0～4 | 539 | 278 | 261 | 11 | 13 | 2 | 2 | 2 | 7 | 10 | 2 | 2 | 1 | 47 | 52 | 0 | 48 | | | | | | | | |
| 5～9 | 637 | 328 | 309 | 6 | 4 | 4 | 3 | 4 | 4 | 4 | 3 | 1 | 1 | 1 | 1 | 5 | 5 | | | | | | | | |
| 10～14 | 809 | 419 | 390 | 1 | 4 | 1 | 1 | 1 | 4 | 2 | 1 | 1 | 1 | -4 | 3 | 10 | 14 | | | | | | | | |
| 15～19 | 799 | 426 | 373 | 3 | 4 | 4 | 3 | 2 | 10 | 19 | 18 | 1 | 1 | -24 | -15 | 15 | 19 | | | | | | | | |
| 20～24 | 443 | 249 | 194 | 9 | 9 | 2 | 15 | 18 | 9 | 14 | 11 | 1 | 1 | -16 | -11 | 20 | 24 | | | | | | | | |
| 25～29 | 616 | 313 | 303 | 15 | 20 | 8 | 8 | 9 | 18 | 19 | 13 | 3 | 1 | -5 | -7 | 25 | 29 | | | | | | | | |
| 30～34 | 896 | 469 | 427 | 13 | 20 | 9 | 5 | 7 | 19 | 14 | 10 | 6 | 1 | -7 | 2 | 30 | 34 | | | | | | | | |
| 35～39 | 1031 | 528 | 503 | 10 | 14 | 1 | 1 | 1 | 10 | 12 | 5 | 2 | 1 | -8 | -2 | 35 | 39 | | | | | | | | |
| 40～44 | 1111 | 572 | 539 | 3 | 3 | 3 | 1 | 4 | 4 | 4 | 3 | 1 | 1 | -4 | 3 | 40 | 44 | | | | | | | | |
| 45～49 | 1066 | 521 | 545 | 7 | 4 | 4 | 1 | 1 | 5 | 5 | 1 | 1 | 1 | -3 | -1 | 45 | 49 | | | | | | | | |
| 50～54 | 1004 | 504 | 500 | 2 | 2 | 2 | 3 | 3 | 4 | 4 | 3 | 1 | 1 | -1 | 1 | 45 | 49 | | | | | | | | |
| 55～59 | 944 | 480 | 464 | 1 | 1 | 1 | 1 | 1 | 1 | 1 | 1 | 1 | 1 | -1 | 1 | 45 | 49 | | | | | | | | |
| 60～64 | 888 | 454 | 434 | 1 | 1 | 1 | 1 | 1 | 1 | 1 | 1 | 1 | 1 | -1 | 1 | 45 | 49 | | | | | | | | |
| 65～69 | 832 | 420 | 412 | 1 | 1 | 1 | 1 | 1 | 1 | 1 | 1 | 1 | 1 | -1 | 1 | 45 | 49 | | | | | | | | |
| 70～74 | 776 | 396 | 380 | 1 | 1 | 1 | 1 | 1 | 1 | 1 | 1 | 1 | 1 | -1 | 1 | 45 | 49 | | | | | | | | |
| 75～79 | 720 | 360 | 360 | 1 | 1 | 1 | 1 | 1 | 1 | 1 | 1 | 1 | 1 | -1 | 1 | 45 | 49 | | | | | | | | |
| 80～84 | 664 | 332 | 332 | 1 | 1 | 1 | 1 | 1 | 1 | 1 | 1 | 1 | 1 | -1 | 1 | 45 | 49 | | | | | | | | |
| 85～89 | 608 | 304 | 304 | 1 | 1 | 1 | 1 | 1 | 1 | 1 | 1 | 1 | 1 | -1 | 1 | 45 | 49 | | | | | | | | |
| 90～94 | 552 | 276 | 276 | 1 | 1 | 1 | 1 | 1 | 1 | 1 | 1 | 1 | 1 | -1 | 1 | 45 | 49 | | | | | | | | |
| 95～99 | 496 | 248 | 248 | 1 | 1 | 1 | 1 | 1 | 1 | 1 | 1 | 1 | 1 | -1 | 1 | 45 | 49 | | | | | | | | |
| 100～104 | 440 | 220 | 220 | 1 | 1 | 1 | 1 | 1 | 1 | 1 | 1 | 1 | 1 | -1 | 1 | 45 | 49 | | | | | | | | |
| 105～109 | 384 | 192 | 192 | 1 | 1 | 1 | 1 | 1 | 1 | 1 | 1 | 1 | 1 | -1 | 1 | 45 | 49 | | | | | | | | |
| 110～114 | 328 | 164 | 164 | 1 | 1 | 1 | 1 | 1 | 1 | 1 | 1 | 1 | 1 | -1 | 1 | 45 | 49 | | | | | | | | |
| 115～119 | 272 | 136 | 136 | 1 | 1 | 1 | 1 | 1 | 1 | 1 | 1 | 1 | 1 | -1 | 1 | 45 | 49 | | | | | | | | |
| 120～124 | 216 | 108 | 108 | 1 | 1 | 1 | 1 | 1 | 1 | 1 | 1 | 1 | 1 | -1 | 1 | 45 | 49 | | | | | | | | |
| 125～129 | 160 | 80 | 80 | 1 | 1 | 1 | 1 | 1 | 1 | 1 | 1 | 1 | 1 | -1 | 1 | 45 | 49 | | | | | | | | |
| 130～134 | 104 | 52 | 52 | 1 | 1 | 1 | 1 | 1 | 1 | 1 | 1 | 1 | 1 | -1 | 1 | 45 | 49 | | | | | | | | |
| 135～139 | 48 | 24 | 24 | 1 | 1 | 1 | 1 | 1 | 1 | 1 | 1 | 1 | 1 | -1 | 1 | 45 | 49 | | | | | | | | |
| 140～144 | 0 | 0 | 0 | 1 | 1 | 1 | 1 | 1 | 1 | 1 | 1 | 1 | 1 | -1 | 1 | 45 | 49 | | | | | | | | |

| | | | | | | | | | | | | | |
|------|------|-----|-----|---|---|---|---|---|----|---|----|-----|------|
| 50 | 1097 | 529 | 568 | 2 | 4 | 3 | 2 | 5 | 5 | 3 | 1 | -3 | 50 |
| 50 | 238 | 107 | 131 | 1 | 1 | 1 | 1 | 2 | 2 | 3 | 1 | 1 | 50 |
| 51 | 170 | 97 | 73 | 1 | 1 | 1 | 1 | 1 | 1 | 1 | 1 | -1 | 51 |
| 52 | 205 | 107 | 98 | 1 | 1 | 1 | 1 | 2 | 2 | 1 | 1 | -1 | 52 |
| 53 | 236 | 111 | 125 | 1 | 1 | 1 | 1 | 1 | 1 | 1 | 1 | -1 | 53 |
| 54 | 248 | 141 | 141 | 1 | 1 | 1 | 1 | 3 | 2 | 2 | 1 | 1 | 54 |
| 55 | 1497 | 718 | 779 | 4 | 3 | 2 | 3 | 3 | 1 | 1 | 8 | -6 | 55 |
| 55 | 263 | 120 | 143 | 1 | 1 | 1 | 1 | 1 | 1 | 1 | 1 | 1 | 55 |
| 56 | 308 | 151 | 157 | 3 | 1 | 1 | 1 | 1 | 1 | 1 | 3 | 2 | 56 |
| 57 | 313 | 154 | 159 | 1 | 1 | 1 | 1 | 1 | 1 | 1 | 3 | -2 | 57 |
| 58 | 314 | 142 | 172 | 1 | 1 | 1 | 1 | 1 | 1 | 1 | 3 | -4 | 58 |
| 59 | 299 | 151 | 148 | 1 | 1 | 1 | 1 | 1 | 1 | 1 | 2 | -3 | 59 |
| 60 | 1803 | 880 | 923 | 3 | 2 | 1 | 1 | 2 | 6 | 1 | 8 | -7 | 60 |
| 60 | 366 | 174 | 192 | 1 | 1 | 1 | 1 | 1 | 3 | 1 | 1 | -2 | 60 |
| 61 | 344 | 167 | 177 | 1 | 1 | 1 | 1 | 1 | 1 | 1 | 1 | -1 | 61 |
| 62 | 384 | 171 | 213 | 2 | 1 | 1 | 1 | 1 | 1 | 1 | 2 | 1 | 62 |
| 63 | 360 | 182 | 178 | 1 | 1 | 1 | 1 | 1 | 1 | 2 | 2 | -4 | 63 |
| 64 | 349 | 186 | 163 | 1 | 2 | 1 | 1 | 1 | 1 | 3 | 3 | -2 | 64 |
| 65 | 1876 | 914 | 962 | 1 | 2 | 1 | 1 | 5 | 1 | 3 | 17 | -23 | 65 |
| 65 | 373 | 185 | 188 | 1 | 1 | 1 | 1 | 1 | 1 | 1 | 3 | -3 | 65 |
| 66 | 327 | 162 | 165 | 1 | 1 | 1 | 1 | 1 | 1 | 2 | 2 | -1 | 66 |
| 67 | 416 | 208 | 208 | 1 | 1 | 1 | 1 | 2 | 2 | 1 | 6 | -7 | 67 |
| 68 | 385 | 178 | 207 | 1 | 1 | 1 | 1 | 2 | 2 | 2 | 2 | -6 | 68 |
| 69 | 375 | 181 | 194 | 1 | 1 | 1 | 1 | 1 | 1 | 1 | 4 | -6 | 69 |
| 70 | 1254 | 587 | 667 | 1 | 1 | 3 | 1 | 3 | 1 | 3 | 7 | -3 | 70 |
| 70 | 347 | 167 | 180 | 1 | 1 | 1 | 1 | 1 | 1 | 2 | 2 | -1 | 70 |
| 71 | 191 | 92 | 99 | 1 | 1 | 1 | 1 | 1 | 1 | 1 | 1 | -1 | 71 |
| 72 | 226 | 103 | 123 | 1 | 1 | 1 | 1 | 1 | 1 | 1 | 1 | -1 | 72 |
| 73 | 238 | 119 | 119 | 1 | 1 | 1 | 1 | 1 | 1 | 2 | 2 | -1 | 73 |
| 74 | 252 | 106 | 146 | 2 | 3 | 1 | 1 | 2 | 2 | 2 | 2 | -1 | 74 |
| 75 | 1267 | 525 | 742 | 2 | 3 | 1 | 1 | 1 | 1 | 1 | 19 | -16 | 75 |
| 75 | 276 | 116 | 160 | 1 | 1 | 1 | 1 | 1 | 1 | 4 | 4 | -4 | 75 |
| 76 | 234 | 111 | 123 | 1 | 1 | 1 | 1 | 1 | 1 | 3 | 3 | -3 | 76 |
| 77 | 250 | 100 | 150 | 2 | 1 | 1 | 1 | 1 | 1 | 5 | 3 | -2 | 77 |
| 78 | 225 | 98 | 127 | 1 | 1 | 1 | 1 | 1 | 1 | 2 | 2 | -1 | 78 |
| 79 | 282 | 100 | 182 | 1 | 1 | 1 | 1 | 1 | 1 | 5 | 4 | -5 | 79 |
| 80 | 1290 | 482 | 808 | 1 | 3 | 1 | 1 | 1 | 3 | 1 | 27 | -27 | 80 |
| 80 | 276 | 101 | 175 | 1 | 1 | 1 | 1 | 1 | 1 | 1 | 7 | -7 | 80 |
| 81 | 247 | 92 | 155 | 2 | 2 | 1 | 1 | 1 | 3 | 3 | 6 | -3 | 81 |
| 82 | 266 | 108 | 158 | 1 | 1 | 1 | 1 | 1 | 1 | 3 | 7 | -3 | 82 |
| 83 | 240 | 99 | 141 | 1 | 1 | 1 | 1 | 1 | 1 | 5 | 9 | -5 | 83 |
| 84 | 261 | 82 | 179 | 1 | 1 | 1 | 1 | 1 | 1 | 9 | 7 | -9 | 84 |
| 85 | 946 | 291 | 655 | 5 | 5 | 1 | 1 | 5 | 11 | 2 | 36 | -43 | 85 |
| 85 | 220 | 80 | 140 | 1 | 1 | 1 | 1 | 1 | 6 | 1 | 9 | -9 | 85 |
| 86 | 216 | 81 | 135 | 1 | 1 | 1 | 1 | 1 | 3 | 1 | 6 | -7 | 86 |
| 87 | 202 | 57 | 145 | 1 | 1 | 1 | 1 | 2 | 1 | 1 | 8 | -11 | 87 |
| 88 | 166 | 45 | 121 | 1 | 2 | 1 | 1 | 1 | 1 | 1 | 9 | -11 | 88 |
| 89 | 142 | 28 | 114 | 1 | 1 | 1 | 1 | 1 | 1 | 4 | 4 | -5 | 89 |
| 90 | 469 | 112 | 357 | 4 | 4 | 1 | 1 | 2 | 4 | 1 | 22 | -24 | 90 |
| 90 | 133 | 43 | 90 | 1 | 1 | 1 | 1 | 1 | 3 | 1 | 11 | -12 | 90 |
| 91 | 119 | 29 | 90 | 2 | 2 | 1 | 1 | 1 | 1 | 4 | 4 | -4 | 91 |
| 92 | 101 | 18 | 83 | 1 | 1 | 1 | 1 | 1 | 1 | 5 | 11 | -5 | 92 |
| 93 | 72 | 14 | 58 | 1 | 1 | 1 | 1 | 1 | 1 | 1 | 7 | -2 | 93 |
| 94 | 44 | 8 | 36 | 1 | 1 | 1 | 1 | 1 | 1 | 1 | 1 | -1 | 94 |
| 95 | 90 | 16 | 74 | 1 | 1 | 1 | 1 | 2 | 2 | 8 | 8 | -7 | 95 |
| 95 | 27 | 4 | 23 | 1 | 1 | 1 | 1 | 1 | 1 | 2 | 2 | -2 | 95 |
| 96 | 32 | 5 | 27 | 1 | 1 | 1 | 1 | 1 | 1 | 1 | 5 | -6 | 96 |
| 97 | 14 | 3 | 11 | 1 | 1 | 1 | 1 | 1 | 1 | 4 | 4 | -1 | 97 |
| 98 | 8 | 3 | 5 | 1 | 1 | 1 | 1 | 1 | 1 | 3 | 3 | -3 | 98 |
| 99 | 9 | 1 | 8 | 1 | 1 | 1 | 1 | 1 | 1 | 1 | 3 | -1 | 99 |
| 100 | 25 | 3 | 22 | 1 | 1 | 1 | 1 | 1 | 1 | 1 | 2 | -2 | 100 |
| 年齢不詳 | | | | | | | | | | | | | 年齢不詳 |
| 出生数 | | | | | | | | | | | | | 計 |
| 男 | | | | | | | | | | | | | 93 |
| 女 | | | | | | | | | | | | | 人 |
| 人 | | | | | | | | | | | | | 人 |

※0歳の「差引増減」は、出生数を含めて算出している。

市町村名： 雄勝郡

| 年齢 | 平成29年10月1日現在の人口 | | | | | | | | | | | | 平成28年10月～平成29年9月の人口動態 | | | | | | | | | | 年齢 |
|-----|-----------------|------|------|----|----|----|----|----|-----|----|-----|-----|-----------------------|------|------|----|----|---|--|--|--|--|----|
| | 総数 | | 男 | | 女 | | 転入 | | 転出 | | 死亡 | | 差引増減 | | 年 齢 | | | | | | | | |
| | 総数 | | 男 | | 女 | | 県内 | | 県外 | | 県内 | | 県外 | | 男 | | 女 | | | | | | |
| | 総数 | 女 | 男 | 女 | 男 | 女 | 男 | 女 | 男 | 女 | 男 | 女 | 男 | 女 | 男 | 女 | 男 | 女 | | | | | |
| 0～4 | 17223 | 8259 | 8964 | 60 | 68 | 78 | 65 | 95 | 109 | 91 | 126 | 140 | 161 | -141 | -211 | 0 | 4 | | | | | | |
| 5 | 467 | 254 | 213 | 7 | 3 | 5 | 4 | 6 | 10 | 3 | 1 | 1 | 1 | 50 | 48 | 0 | 4 | | | | | | |
| 6 | 100 | 48 | 52 | 1 | 1 | 1 | 2 | 2 | 4 | 1 | 1 | 1 | 1 | 48 | 52 | 0 | 4 | | | | | | |
| 7 | 86 | 43 | 43 | 1 | 1 | 1 | 2 | 2 | 4 | 2 | 1 | 1 | 1 | 48 | 52 | 0 | 4 | | | | | | |
| 8 | 87 | 49 | 38 | 2 | 1 | 1 | 2 | 2 | 4 | 2 | 1 | 1 | 1 | 1 | -3 | 1 | 2 | | | | | | |
| 9 | 99 | 56 | 43 | 2 | 1 | 1 | 2 | 2 | 1 | 1 | 1 | 1 | 1 | 1 | -1 | 2 | 2 | | | | | | |
| 10 | 95 | 58 | 37 | 2 | 2 | 1 | 2 | 2 | 1 | 1 | 1 | 1 | 1 | 1 | 1 | 3 | 3 | | | | | | |
| 11 | 583 | 304 | 279 | 3 | 3 | 3 | 2 | 2 | 3 | 1 | 2 | 2 | 2 | 1 | -2 | 4 | 4 | | | | | | |
| 12 | 102 | 48 | 54 | 2 | 1 | 1 | 1 | 2 | 2 | 1 | 1 | 1 | 1 | 2 | -1 | 5 | 9 | | | | | | |
| 13 | 102 | 62 | 40 | 1 | 1 | 1 | 1 | 1 | 1 | 1 | 1 | 1 | 1 | 2 | -1 | 5 | 5 | | | | | | |
| 14 | 123 | 62 | 61 | 1 | 1 | 1 | 1 | 1 | 1 | 1 | 1 | 1 | 1 | -1 | -1 | 6 | 6 | | | | | | |
| 15 | 116 | 55 | 61 | 1 | 1 | 1 | 1 | 1 | 1 | 1 | 1 | 1 | 1 | -1 | -1 | 7 | 7 | | | | | | |
| 16 | 140 | 77 | 63 | 1 | 1 | 1 | 1 | 1 | 1 | 1 | 1 | 1 | 1 | -1 | -1 | 8 | 8 | | | | | | |
| 17 | 620 | 330 | 290 | 3 | 3 | 3 | 1 | 9 | 9 | 26 | 26 | 1 | 1 | -1 | -1 | 9 | 9 | | | | | | |
| 18 | 119 | 68 | 51 | 1 | 1 | 1 | 1 | 1 | 1 | 1 | 1 | 1 | 1 | -1 | -1 | 10 | 10 | | | | | | |
| 19 | 101 | 55 | 46 | 1 | 1 | 1 | 1 | 1 | 1 | 1 | 1 | 1 | 1 | -1 | -1 | 11 | 11 | | | | | | |
| 20 | 137 | 74 | 63 | 1 | 1 | 1 | 1 | 1 | 1 | 1 | 1 | 1 | 1 | -1 | -1 | 12 | 12 | | | | | | |
| 21 | 121 | 64 | 57 | 2 | 2 | 2 | 1 | 3 | 3 | 9 | 13 | 2 | 2 | 2 | 18 | 18 | 18 | | | | | | |
| 22 | 142 | 69 | 73 | 3 | 3 | 3 | 1 | 4 | 5 | 15 | 12 | 1 | 1 | -16 | -15 | 19 | 19 | | | | | | |
| 23 | 707 | 356 | 351 | 3 | 3 | 3 | 1 | 9 | 9 | 26 | 26 | 1 | 1 | -31 | -39 | 20 | 24 | | | | | | |
| 24 | 144 | 73 | 71 | 3 | 3 | 3 | 1 | 9 | 9 | 26 | 26 | 1 | 1 | -2 | -4 | 20 | 20 | | | | | | |
| 25 | 127 | 68 | 59 | 1 | 1 | 1 | 1 | 2 | 2 | 2 | 1 | 1 | 1 | -2 | -4 | 21 | 21 | | | | | | |
| 26 | 171 | 79 | 92 | 2 | 2 | 2 | 2 | 2 | 2 | 5 | 7 | 1 | 1 | -2 | -9 | 21 | 21 | | | | | | |
| 27 | 132 | 70 | 62 | 2 | 2 | 2 | 2 | 3 | 3 | 9 | 13 | 1 | 1 | -2 | -14 | 22 | 22 | | | | | | |
| 28 | 133 | 66 | 67 | 3 | 3 | 3 | 1 | 4 | 5 | 15 | 12 | 1 | 1 | -12 | -17 | 22 | 22 | | | | | | |
| 29 | 276 | 165 | 111 | 5 | 7 | 19 | 12 | 10 | 17 | 26 | 41 | 1 | 1 | -13 | -39 | 23 | 24 | | | | | | |
| 30 | 94 | 47 | 47 | 1 | 1 | 6 | 2 | 2 | 2 | 4 | 7 | 1 | 1 | -4 | -4 | 24 | 24 | | | | | | |
| 31 | 30 | 21 | 9 | 2 | 2 | 3 | 2 | 2 | 2 | 5 | 9 | 1 | 1 | -4 | -5 | 25 | 29 | | | | | | |
| 32 | 51 | 37 | 14 | 2 | 2 | 4 | 2 | 2 | 2 | 5 | 7 | 1 | 1 | -4 | -4 | 25 | 29 | | | | | | |
| 33 | 45 | 29 | 16 | 3 | 1 | 4 | 2 | 4 | 4 | 7 | 9 | 1 | 1 | -6 | -7 | 26 | 26 | | | | | | |
| 34 | 56 | 31 | 25 | 4 | 4 | 4 | 2 | 5 | 6 | 9 | 12 | 1 | 1 | -7 | -7 | 27 | 27 | | | | | | |
| 35 | 546 | 302 | 244 | 13 | 17 | 17 | 14 | 22 | 24 | 9 | 12 | 1 | 1 | -6 | -5 | 28 | 28 | | | | | | |
| 36 | 93 | 50 | 43 | 6 | 6 | 5 | 3 | 5 | 5 | 2 | 3 | 4 | 4 | 4 | 4 | 29 | 29 | | | | | | |
| 37 | 102 | 53 | 49 | 1 | 2 | 3 | 5 | 3 | 4 | 2 | 2 | 2 | 2 | 1 | 1 | 30 | 34 | | | | | | |
| 38 | 100 | 54 | 46 | 1 | 4 | 2 | 4 | 7 | 9 | 2 | 2 | 4 | 4 | -6 | -6 | 30 | 34 | | | | | | |
| 39 | 136 | 72 | 64 | 2 | 2 | 3 | 2 | 2 | 3 | 1 | 4 | 1 | 1 | 2 | -3 | 31 | 31 | | | | | | |
| 40 | 115 | 73 | 42 | 3 | 3 | 4 | 2 | 5 | 6 | 2 | 2 | 2 | 2 | 2 | 6 | 32 | 32 | | | | | | |
| 41 | 793 | 433 | 360 | 10 | 11 | 10 | 13 | 10 | 11 | 6 | 8 | 8 | 8 | 4 | 5 | 33 | 33 | | | | | | |
| 42 | 142 | 83 | 59 | 2 | 2 | 5 | 4 | 2 | 2 | 4 | 4 | 4 | 4 | 1 | 1 | 34 | 34 | | | | | | |
| 43 | 156 | 78 | 78 | 2 | 4 | 1 | 2 | 2 | 6 | 4 | 3 | 3 | 3 | 1 | -3 | 35 | 39 | | | | | | |
| 44 | 165 | 88 | 77 | 1 | 5 | 3 | 3 | 5 | 2 | 2 | 3 | 3 | 3 | -6 | -9 | 35 | 39 | | | | | | |
| 45 | 164 | 87 | 79 | 2 | 3 | 3 | 2 | 1 | 1 | 2 | 1 | 1 | 1 | 5 | 3 | 36 | 36 | | | | | | |
| 46 | 166 | 87 | 79 | 2 | 3 | 4 | 2 | 5 | 6 | 2 | 2 | 2 | 2 | 3 | 1 | 37 | 37 | | | | | | |
| 47 | 830 | 417 | 413 | 3 | 6 | 6 | 4 | 16 | 9 | 6 | 10 | 10 | 10 | -13 | -9 | 38 | 38 | | | | | | |
| 48 | 164 | 87 | 77 | 2 | 2 | 3 | 3 | 5 | 3 | 3 | 3 | 4 | 4 | -2 | -2 | 39 | 39 | | | | | | |
| 49 | 155 | 68 | 87 | 2 | 2 | 1 | 3 | 1 | 1 | 2 | 1 | 1 | 1 | -2 | -2 | 40 | 44 | | | | | | |
| 50 | 172 | 85 | 87 | 1 | 2 | 1 | 1 | 4 | 1 | 1 | 1 | 1 | 1 | -3 | -3 | 40 | 44 | | | | | | |
| 51 | 176 | 91 | 85 | 2 | 2 | 2 | 2 | 5 | 5 | 2 | 4 | 4 | 4 | -1 | -1 | 41 | 41 | | | | | | |
| 52 | 163 | 86 | 77 | 3 | 3 | 3 | 2 | 1 | 3 | 2 | 3 | 3 | 3 | -1 | -1 | 42 | 42 | | | | | | |
| 53 | 896 | 470 | 426 | 3 | 3 | 5 | 4 | 4 | 4 | 4 | 4 | 4 | 4 | -1 | -4 | 43 | 43 | | | | | | |
| 54 | 194 | 99 | 95 | 1 | 3 | 3 | 3 | 4 | 4 | 6 | 6 | 6 | 6 | -2 | -2 | 44 | 44 | | | | | | |
| 55 | 177 | 98 | 79 | 1 | 1 | 3 | 3 | 1 | 1 | 2 | 1 | 1 | 1 | -2 | -2 | 45 | 49 | | | | | | |
| 56 | 164 | 97 | 67 | 2 | 1 | 1 | 1 | 1 | 1 | 1 | 1 | 1 | 1 | -1 | -1 | 45 | 49 | | | | | | |
| 57 | 182 | 92 | 90 | 2 | 1 | 1 | 1 | 1 | 1 | 1 | 1 | 1 | 1 | -2 | -2 | 46 | 46 | | | | | | |
| 58 | 179 | 84 | 95 | 1 | 2 | 1 | 1 | 1 | 1 | 1 | 1 | 1 | 1 | -1 | -1 | 47 | 47 | | | | | | |
| 59 | 887 | 418 | 469 | 1 | 5 | 3 | 5 | 5 | 1 | 2 | 6 | 6 | 6 | -3 | -3 | 48 | 48 | | | | | | |
| 60 | 194 | 91 | 103 | 1 | 2 | 2 | 2 | 1 | 1 | 2 | 3 | 3 | 3 | -2 | -2 | 48 | 48 | | | | | | |
| 61 | 179 | 84 | 95 | 1 | 1 | 1 | 1 | 1 | 1 | 1 | 1 | 1 | 1 | -2 | -2 | 49 | 49 | | | | | | |
| 62 | 148 | 74 | 74 | 2 | 2 | 1 | 2 | 1 | 1 | 1 | 1 | 1 | 1 | -2 | -2 | 49 | 49 | | | | | | |
| 63 | 164 | 66 | 98 | 2 | 2 | 1 | 2 | 3 | 3 | 3 | 2 | 2 | 2 | -3 | -3 | 49 | 49 | | | | | | |
| 64 | 202 | 103 | 99 | 2 | 2 | 1 | 2 | 3 | 3 | 2 | 2 | 2 | 2 | -3 | -2 | 49 | 49 | | | | | | |

市町村名：羽後町

| 年齢 | 平成29年10月1日現在の人口 | | | | | | | | | | | 平成28年10月～平成29年9月の人口動態 | | | | | | | | | | | 年齢 |
|-------|-----------------|------|-----|-----|-----|----|-----|----|----|-----|-----|-----------------------|------|------|----|------|-----|--|--|--|--|--|----|
| | 総数 | | 男 | | 女 | | 転入 | | 転出 | | 死亡 | | 差引増減 | | 年齢 | | | | | | | | |
| | 男 | 女 | 男 | 女 | 男 | 女 | 男 | 女 | 男 | 女 | 男 | 女 | 男 | 女 | 男 | 女 | | | | | | | |
| | 14663 | 7038 | 218 | 44 | 180 | 35 | 146 | 72 | 38 | 104 | 44 | 180 | 35 | 146 | 72 | 38 | | | | | | | |
| 0～4 | 398 | 218 | 44 | 180 | 7 | 3 | 5 | 4 | 85 | 96 | 115 | 125 | 145 | -135 | 48 | -197 | 38 | | | | | | |
| 5～9 | 499 | 251 | 53 | 248 | 3 | 2 | 4 | 2 | 4 | 3 | 1 | 1 | 1 | 44 | 41 | 0 | 41 | | | | | | |
| 10～14 | 520 | 277 | 55 | 243 | 1 | 1 | 1 | 1 | 2 | 2 | 1 | 1 | 1 | 1 | 1 | 0 | 0 | | | | | | |
| 15～19 | 588 | 300 | 61 | 288 | 2 | 3 | 1 | 8 | 9 | 23 | 23 | 29 | 30 | -2 | 1 | -5 | 20 | | | | | | |
| 20～24 | 680 | 366 | 74 | 314 | 4 | 5 | 19 | 11 | 9 | 16 | 11 | 1 | 1 | -12 | 1 | -37 | 20 | | | | | | |
| 25～29 | 475 | 266 | 44 | 209 | 12 | 15 | 14 | 10 | 21 | 20 | 12 | 1 | 2 | -6 | 2 | -7 | 25 | | | | | | |
| 30～34 | 680 | 366 | 74 | 314 | 9 | 11 | 7 | 13 | 8 | 9 | 8 | 2 | 4 | 2 | 2 | 7 | 30 | | | | | | |
| 35～39 | 697 | 343 | 69 | 354 | 3 | 6 | 5 | 4 | 14 | 8 | 8 | 1 | 1 | -10 | 2 | -6 | 35 | | | | | | |
| 40～44 | 789 | 410 | 88 | 399 | 3 | 2 | 2 | 3 | 4 | 4 | 4 | 1 | 1 | -2 | 2 | -3 | 40 | | | | | | |
| 45～49 | 778 | 369 | 80 | 409 | 5 | 3 | 3 | 5 | 5 | 5 | 6 | 2 | 1 | -4 | 1 | 3 | 45 | | | | | | |
| 50～54 | 711 | 369 | 80 | 409 | 2 | 2 | 2 | 2 | 1 | 1 | 3 | 3 | 2 | -2 | 1 | -2 | 50 | | | | | | |
| 55～59 | 646 | 327 | 76 | 351 | 1 | 1 | 2 | 2 | 1 | 1 | 1 | 1 | 1 | -1 | 1 | 1 | 55 | | | | | | |
| 60～64 | 556 | 287 | 64 | 292 | 2 | 2 | 2 | 2 | 2 | 2 | 2 | 2 | 2 | -2 | 2 | 2 | 60 | | | | | | |
| 65～69 | 466 | 247 | 56 | 211 | 2 | 2 | 2 | 2 | 2 | 2 | 2 | 2 | 2 | -2 | 2 | 2 | 65 | | | | | | |
| 70～74 | 388 | 204 | 46 | 162 | 3 | 3 | 3 | 3 | 3 | 3 | 3 | 3 | 3 | -3 | 3 | 3 | 70 | | | | | | |
| 75～79 | 311 | 162 | 38 | 123 | 2 | 2 | 2 | 2 | 2 | 2 | 2 | 2 | 2 | -2 | 2 | 2 | 75 | | | | | | |
| 80～84 | 246 | 127 | 31 | 96 | 1 | 1 | 1 | 1 | 1 | 1 | 1 | 1 | 1 | -1 | 1 | 1 | 80 | | | | | | |
| 85～89 | 188 | 99 | 23 | 75 | 1 | 1 | 1 | 1 | 1 | 1 | 1 | 1 | 1 | -1 | 1 | 1 | 85 | | | | | | |
| 90～94 | 146 | 77 | 19 | 58 | 1 | 1 | 1 | 1 | 1 | 1 | 1 | 1 | 1 | -1 | 1 | 1 | 90 | | | | | | |
| 95～99 | 103 | 58 | 14 | 44 | 1 | 1 | 1 | 1 | 1 | 1 | 1 | 1 | 1 | -1 | 1 | 1 | 95 | | | | | | |
| 100 | 58 | 30 | 8 | 28 | 1 | 1 | 1 | 1 | 1 | 1 | 1 | 1 | 1 | -1 | 1 | 1 | 100 | | | | | | |

| | | | | | | | | | | | | | | | |
|---------|------|-----|-----|---|---|---|---|---|---|----|----|----|----|-----|---------|
| 50 ~ 54 | 948 | 452 | 496 | 3 | 3 | 2 | 3 | 3 | 3 | 1 | 5 | 1 | 1 | -2 | 50 ~ 54 |
| 50 | 193 | 88 | 105 | 1 | 1 | 1 | 1 | 1 | 1 | 1 | 2 | 1 | 1 | -3 | 50 |
| 51 | 132 | 68 | 64 | 1 | 1 | 1 | 1 | 1 | 1 | 1 | 1 | 1 | 1 | -1 | 51 |
| 52 | 203 | 100 | 103 | 1 | 3 | 2 | 3 | 3 | 3 | 2 | 2 | 2 | 3 | 3 | 52 |
| 53 | 216 | 101 | 115 | 1 | 1 | 1 | 1 | 1 | 1 | 1 | 1 | 1 | 1 | -1 | 53 |
| 54 | 204 | 95 | 109 | 2 | 2 | 2 | 1 | 1 | 1 | 1 | 1 | 1 | 2 | -2 | 54 |
| 55 ~ 59 | 1206 | 618 | 588 | 1 | 3 | 2 | 3 | 3 | 3 | 3 | 2 | 2 | 2 | -4 | 55 ~ 59 |
| 55 | 207 | 92 | 115 | 1 | 1 | 1 | 1 | 1 | 1 | 1 | 1 | 1 | 1 | -2 | 55 |
| 56 | 209 | 114 | 95 | 1 | 1 | 1 | 1 | 1 | 1 | 1 | 1 | 1 | 1 | -2 | 56 |
| 57 | 257 | 126 | 131 | 2 | 2 | 1 | 2 | 2 | 2 | 1 | 1 | 1 | 1 | -3 | 57 |
| 58 | 256 | 136 | 120 | 1 | 1 | 1 | 1 | 1 | 1 | 2 | 2 | 2 | 2 | -1 | 58 |
| 59 | 277 | 150 | 127 | 1 | 1 | 1 | 1 | 1 | 1 | 1 | 1 | 1 | 1 | 1 | 59 |
| 60 ~ 64 | 1439 | 713 | 726 | 1 | 2 | 2 | 1 | 2 | 2 | 2 | 2 | 6 | 4 | -2 | 60 ~ 64 |
| 60 | 269 | 132 | 137 | 1 | 1 | 1 | 1 | 1 | 1 | 1 | 1 | 1 | 1 | -1 | 60 |
| 61 | 298 | 157 | 141 | 1 | 1 | 1 | 1 | 1 | 1 | 1 | 1 | 2 | 1 | -2 | 61 |
| 62 | 291 | 135 | 156 | 1 | 1 | 1 | 1 | 1 | 1 | 1 | 1 | 1 | 1 | -1 | 62 |
| 63 | 291 | 153 | 138 | 1 | 1 | 2 | 1 | 1 | 1 | 1 | 1 | 1 | 1 | -1 | 63 |
| 64 | 290 | 136 | 154 | 2 | 2 | 2 | 1 | 2 | 2 | 3 | 1 | 1 | 1 | -4 | 64 |
| 65 ~ 69 | 1423 | 735 | 688 | 2 | 2 | 2 | 2 | 1 | 1 | 9 | 4 | 4 | 4 | -1 | 65 ~ 69 |
| 65 | 304 | 143 | 161 | 1 | 2 | 1 | 1 | 1 | 1 | 1 | 2 | 1 | 1 | -2 | 65 |
| 66 | 265 | 142 | 123 | 1 | 1 | 1 | 1 | 1 | 1 | 3 | 3 | 3 | 3 | -2 | 66 |
| 67 | 302 | 155 | 147 | 1 | 1 | 1 | 1 | 1 | 1 | 1 | 1 | 1 | 1 | -2 | 67 |
| 68 | 288 | 152 | 136 | 1 | 1 | 1 | 1 | 1 | 1 | 3 | 3 | 3 | 3 | -2 | 68 |
| 69 | 264 | 143 | 121 | 1 | 1 | 1 | 1 | 1 | 1 | 1 | 1 | 1 | 1 | -1 | 69 |
| 70 ~ 74 | 858 | 429 | 429 | 1 | 1 | 1 | 1 | 1 | 1 | 6 | 10 | 6 | 10 | -11 | 70 ~ 74 |
| 70 | 255 | 133 | 122 | 1 | 1 | 1 | 1 | 1 | 1 | 1 | 3 | 1 | 3 | -3 | 70 |
| 71 | 124 | 66 | 58 | 1 | 1 | 1 | 1 | 1 | 1 | 1 | 1 | 1 | 1 | -1 | 71 |
| 72 | 147 | 69 | 78 | 1 | 1 | 1 | 1 | 1 | 1 | 2 | 1 | 1 | 1 | -2 | 72 |
| 73 | 174 | 80 | 94 | 1 | 1 | 1 | 1 | 1 | 1 | 2 | 2 | 2 | 2 | -2 | 73 |
| 74 | 158 | 81 | 77 | 1 | 1 | 1 | 1 | 1 | 1 | 1 | 1 | 1 | 1 | -1 | 74 |
| 75 ~ 79 | 929 | 392 | 537 | 2 | 2 | 1 | 2 | 2 | 2 | 16 | 7 | 7 | 7 | -9 | 75 ~ 79 |
| 75 | 200 | 75 | 110 | 1 | 1 | 1 | 1 | 1 | 1 | 4 | 3 | 4 | 3 | -4 | 75 |
| 76 | 178 | 69 | 109 | 1 | 1 | 1 | 1 | 1 | 1 | 1 | 2 | 1 | 2 | -2 | 76 |
| 77 | 176 | 74 | 102 | 1 | 1 | 1 | 1 | 1 | 1 | 3 | 1 | 1 | 1 | -2 | 77 |
| 78 | 159 | 67 | 92 | 1 | 1 | 1 | 1 | 1 | 1 | 2 | 2 | 1 | 2 | -2 | 78 |
| 79 | 216 | 92 | 124 | 1 | 1 | 1 | 1 | 1 | 1 | 6 | 6 | 6 | 6 | -6 | 79 |
| 80 ~ 84 | 1051 | 354 | 697 | 1 | 1 | 1 | 1 | 2 | 2 | 25 | 22 | 22 | 22 | -25 | 80 ~ 84 |
| 80 | 214 | 77 | 137 | 1 | 1 | 1 | 1 | 1 | 1 | 5 | 5 | 5 | 5 | -5 | 80 |
| 81 | 234 | 81 | 153 | 1 | 1 | 1 | 1 | 1 | 1 | 5 | 4 | 4 | 4 | -4 | 81 |
| 82 | 203 | 67 | 136 | 1 | 1 | 1 | 1 | 1 | 1 | 3 | 5 | 5 | 5 | -3 | 82 |
| 83 | 190 | 65 | 125 | 1 | 1 | 1 | 1 | 1 | 1 | 7 | 3 | 3 | 3 | -7 | 83 |
| 84 | 210 | 64 | 146 | 1 | 1 | 1 | 1 | 1 | 1 | 5 | 5 | 5 | 5 | -5 | 84 |
| 85 ~ 89 | 744 | 279 | 465 | 1 | 2 | 1 | 2 | 4 | 4 | 35 | 35 | 35 | 35 | -37 | 85 ~ 89 |
| 85 | 162 | 65 | 97 | 1 | 1 | 1 | 1 | 1 | 1 | 10 | 1 | 1 | 1 | -10 | 85 |
| 86 | 164 | 68 | 96 | 1 | 1 | 1 | 1 | 1 | 1 | 7 | 10 | 10 | 10 | -8 | 86 |
| 87 | 171 | 68 | 103 | 1 | 1 | 1 | 1 | 2 | 2 | 7 | 6 | 6 | 6 | -7 | 87 |
| 88 | 121 | 40 | 81 | 1 | 1 | 1 | 1 | 1 | 1 | 4 | 8 | 8 | 8 | -8 | 88 |
| 89 | 126 | 38 | 88 | 1 | 1 | 1 | 1 | 1 | 1 | 7 | 10 | 10 | 10 | -7 | 89 |
| 90 ~ 94 | 320 | 93 | 227 | 1 | 1 | 1 | 1 | 1 | 1 | 17 | 34 | 34 | 34 | -36 | 90 ~ 94 |
| 90 | 109 | 33 | 76 | 1 | 1 | 1 | 1 | 1 | 1 | 5 | 8 | 8 | 8 | -9 | 90 |
| 91 | 69 | 26 | 43 | 1 | 1 | 1 | 1 | 1 | 1 | 3 | 9 | 9 | 9 | -10 | 91 |
| 92 | 59 | 18 | 41 | 1 | 1 | 1 | 1 | 1 | 1 | 5 | 7 | 7 | 7 | -5 | 92 |
| 93 | 50 | 14 | 36 | 1 | 1 | 1 | 1 | 1 | 1 | 3 | 7 | 7 | 7 | -4 | 93 |
| 94 | 33 | 2 | 31 | 1 | 1 | 1 | 1 | 1 | 1 | 1 | 3 | 3 | 3 | -1 | 94 |
| 95 ~ 99 | 86 | 16 | 70 | 1 | 1 | 1 | 1 | 1 | 1 | 4 | 22 | 4 | 22 | -4 | 95 ~ 99 |
| 95 | 33 | 6 | 27 | 1 | 1 | 1 | 1 | 1 | 1 | 3 | 6 | 6 | 6 | -6 | 95 |
| 96 | 23 | 7 | 16 | 1 | 1 | 1 | 1 | 1 | 1 | 5 | 5 | 5 | 5 | -5 | 96 |
| 97 | 12 | 12 | 12 | 1 | 1 | 1 | 1 | 1 | 1 | 7 | 7 | 7 | 7 | -7 | 97 |
| 98 | 10 | 3 | 7 | 1 | 1 | 1 | 1 | 1 | 1 | 1 | 4 | 4 | 4 | -1 | 98 |
| 99 | 8 | 3 | 8 | 1 | 1 | 1 | 1 | 1 | 1 | 2 | 4 | 4 | 4 | -4 | 99 |
| 100 ~ | 7 | 2 | 5 | 1 | 1 | 1 | 1 | 1 | 1 | 7 | 7 | 7 | 7 | -7 | 100 ~ |
| 年齢不詳 | 14 | 11 | 3 | 1 | 1 | 1 | 1 | 1 | 1 | 11 | 11 | 11 | 11 | -3 | 年齢不詳 |
| 計 | 84 | 28 | 84 | 7 | 7 | 7 | 7 | 7 | 7 | 41 | 41 | 41 | 41 | 84 | 計 |

※0歳の「差引増減」は、出生数を含めて算出している。

市町村名：東成瀬村

| 年齢 総数 | 平成29年10月1日現在の人口 | | | | | | | | | | | | 平成28年10月～平成29年9月の人口動態 | | | | | | | | | | | | 年齢 総数 |
|----------|-----------------|------|------|----|---|----|----|----|----|----|---|----|-----------------------|----|----|----|-----|----|------|---|----|---|----|--|----------|
| | 転入 | | | | | | 転出 | | | | | | 死亡 | | | | | | 差引増減 | | | | | | |
| | 県内 | | | 県外 | | | 県内 | | | 県外 | | | 男 | | | 女 | | | 男 | | | 女 | | | |
| | 男 | 女 | 総数 | 男 | 女 | 総数 | 男 | 女 | 総数 | 男 | 女 | 総数 | 男 | 女 | 総数 | 男 | 女 | 総数 | 男 | 女 | 総数 | 男 | 女 | | |
| 0～4 | 1339 | 1221 | 1139 | 9 | 8 | 12 | 7 | 10 | 13 | 11 | 6 | 15 | 16 | -6 | 2 | 10 | -14 | 10 | 0 | 4 | 11 | 4 | 11 | | |
| 5 | 33 | 36 | 33 | 1 | 2 | 1 | 1 | 2 | 1 | 1 | 1 | 1 | 1 | 4 | 2 | 10 | -1 | 10 | 0 | 0 | 11 | 4 | 11 | | |
| 6 | 11 | 4 | 11 | 1 | 1 | 1 | 1 | 1 | 1 | 1 | 1 | 1 | 1 | 1 | 1 | 1 | 1 | 1 | 1 | 1 | 1 | 1 | 1 | | |
| 7 | 8 | 5 | 8 | 1 | 1 | 1 | 1 | 1 | 1 | 1 | 1 | 1 | 1 | 1 | 1 | 1 | 1 | 1 | 1 | 1 | 1 | 1 | 1 | | |
| 8 | 6 | 9 | 6 | 1 | 1 | 1 | 1 | 1 | 1 | 1 | 1 | 1 | 1 | 1 | 1 | 1 | 1 | 1 | 1 | 1 | 1 | 1 | 1 | | |
| 9 | 7 | 7 | 7 | 1 | 1 | 1 | 1 | 1 | 1 | 1 | 1 | 1 | 1 | 1 | 1 | 1 | 1 | 1 | 1 | 1 | 1 | 1 | 1 | | |
| 10 | 6 | 14 | 6 | 1 | 1 | 1 | 1 | 1 | 1 | 1 | 1 | 1 | 1 | 1 | 1 | 1 | 1 | 1 | 1 | 1 | 1 | 1 | 1 | | |
| 11 | 31 | 53 | 31 | 1 | 1 | 1 | 1 | 1 | 1 | 1 | 1 | 1 | 1 | 1 | 1 | 1 | 1 | 1 | 1 | 1 | 1 | 1 | 1 | | |
| 12 | 7 | 13 | 7 | 1 | 1 | 1 | 1 | 1 | 1 | 1 | 1 | 1 | 1 | 1 | 1 | 1 | 1 | 1 | 1 | 1 | 1 | 1 | 1 | | |
| 13 | 6 | 8 | 6 | 1 | 1 | 1 | 1 | 1 | 1 | 1 | 1 | 1 | 1 | 1 | 1 | 1 | 1 | 1 | 1 | 1 | 1 | 1 | 1 | | |
| 14 | 8 | 11 | 8 | 1 | 1 | 1 | 1 | 1 | 1 | 1 | 1 | 1 | 1 | 1 | 1 | 1 | 1 | 1 | 1 | 1 | 1 | 1 | 1 | | |
| 15 | 9 | 20 | 9 | 1 | 1 | 1 | 1 | 1 | 1 | 1 | 1 | 1 | 1 | 1 | 1 | 1 | 1 | 1 | 1 | 1 | 1 | 1 | 1 | | |
| 16 | 8 | 22 | 8 | 1 | 1 | 1 | 1 | 1 | 1 | 1 | 1 | 1 | 1 | 1 | 1 | 1 | 1 | 1 | 1 | 1 | 1 | 1 | 1 | | |
| 17 | 14 | 47 | 14 | 1 | 1 | 1 | 1 | 1 | 1 | 1 | 1 | 1 | 1 | 1 | 1 | 1 | 1 | 1 | 1 | 1 | 1 | 1 | 1 | | |
| 18 | 47 | 53 | 47 | 1 | 1 | 1 | 1 | 1 | 1 | 1 | 1 | 1 | 1 | 1 | 1 | 1 | 1 | 1 | 1 | 1 | 1 | 1 | 1 | | |
| 19 | 6 | 10 | 6 | 1 | 1 | 1 | 1 | 1 | 1 | 1 | 1 | 1 | 1 | 1 | 1 | 1 | 1 | 1 | 1 | 1 | 1 | 1 | 1 | | |
| 20 | 5 | 16 | 5 | 1 | 1 | 1 | 1 | 1 | 1 | 1 | 1 | 1 | 1 | 1 | 1 | 1 | 1 | 1 | 1 | 1 | 1 | 1 | 1 | | |
| 21 | 11 | 13 | 11 | 1 | 1 | 1 | 1 | 1 | 1 | 1 | 1 | 1 | 1 | 1 | 1 | 1 | 1 | 1 | 1 | 1 | 1 | 1 | 1 | | |
| 22 | 8 | 20 | 8 | 1 | 1 | 1 | 1 | 1 | 1 | 1 | 1 | 1 | 1 | 1 | 1 | 1 | 1 | 1 | 1 | 1 | 1 | 1 | 1 | | |
| 23 | 7 | 13 | 7 | 1 | 1 | 1 | 1 | 1 | 1 | 1 | 1 | 1 | 1 | 1 | 1 | 1 | 1 | 1 | 1 | 1 | 1 | 1 | 1 | | |
| 24 | 12 | 20 | 12 | 1 | 1 | 1 | 1 | 1 | 1 | 1 | 1 | 1 | 1 | 1 | 1 | 1 | 1 | 1 | 1 | 1 | 1 | 1 | 1 | | |
| 25 | 10 | 20 | 10 | 1 | 1 | 1 | 1 | 1 | 1 | 1 | 1 | 1 | 1 | 1 | 1 | 1 | 1 | 1 | 1 | 1 | 1 | 1 | 1 | | |
| 26 | 16 | 26 | 16 | 1 | 1 | 1 | 1 | 1 | 1 | 1 | 1 | 1 | 1 | 1 | 1 | 1 | 1 | 1 | 1 | 1 | 1 | 1 | 1 | | |
| 27 | 11 | 19 | 11 | 1 | 1 | 1 | 1 | 1 | 1 | 1 | 1 | 1 | 1 | 1 | 1 | 1 | 1 | 1 | 1 | 1 | 1 | 1 | 1 | | |
| 28 | 16 | 26 | 16 | 1 | 1 | 1 | 1 | 1 | 1 | 1 | 1 | 1 | 1 | 1 | 1 | 1 | 1 | 1 | 1 | 1 | 1 | 1 | 1 | | |
| 29 | 10 | 21 | 10 | 1 | 1 | 1 | 1 | 1 | 1 | 1 | 1 | 1 | 1 | 1 | 1 | 1 | 1 | 1 | 1 | 1 | 1 | 1 | 1 | | |
| 30 | 7 | 17 | 7 | 1 | 1 | 1 | 1 | 1 | 1 | 1 | 1 | 1 | 1 | 1 | 1 | 1 | 1 | 1 | 1 | 1 | 1 | 1 | 1 | | |
| 31 | 3 | 5 | 3 | 1 | 1 | 1 | 1 | 1 | 1 | 1 | 1 | 1 | 1 | 1 | 1 | 1 | 1 | 1 | 1 | 1 | 1 | 1 | 1 | | |
| 32 | 4 | 7 | 4 | 1 | 1 | 1 | 1 | 1 | 1 | 1 | 1 | 1 | 1 | 1 | 1 | 1 | 1 | 1 | 1 | 1 | 1 | 1 | 1 | | |
| 33 | 2 | 2 | 2 | 1 | 1 | 1 | 1 | 1 | 1 | 1 | 1 | 1 | 1 | 1 | 1 | 1 | 1 | 1 | 1 | 1 | 1 | 1 | 1 | | |
| 34 | 4 | 7 | 4 | 1 | 1 | 1 | 1 | 1 | 1 | 1 | 1 | 1 | 1 | 1 | 1 | 1 | 1 | 1 | 1 | 1 | 1 | 1 | 1 | | |
| 35 | 11 | 36 | 11 | 1 | 1 | 1 | 1 | 1 | 1 | 1 | 1 | 1 | 1 | 1 | 1 | 1 | 1 | 1 | 1 | 1 | 1 | 1 | 1 | | |
| 36 | 35 | 67 | 35 | 1 | 1 | 1 | 1 | 1 | 1 | 1 | 1 | 1 | 1 | 1 | 1 | 1 | 1 | 1 | 1 | 1 | 1 | 1 | 1 | | |
| 37 | 9 | 10 | 9 | 1 | 1 | 1 | 1 | 1 | 1 | 1 | 1 | 1 | 1 | 1 | 1 | 1 | 1 | 1 | 1 | 1 | 1 | 1 | 1 | | |
| 38 | 5 | 10 | 5 | 1 | 1 | 1 | 1 | 1 | 1 | 1 | 1 | 1 | 1 | 1 | 1 | 1 | 1 | 1 | 1 | 1 | 1 | 1 | 1 | | |
| 39 | 27 | 24 | 27 | 1 | 1 | 1 | 1 | 1 | 1 | 1 | 1 | 1 | 1 | 1 | 1 | 1 | 1 | 1 | 1 | 1 | 1 | 1 | 1 | | |
| 40 | 9 | 9 | 9 | 1 | 1 | 1 | 1 | 1 | 1 | 1 | 1 | 1 | 1 | 1 | 1 | 1 | 1 | 1 | 1 | 1 | 1 | 1 | 1 | | |
| 41 | 113 | 67 | 113 | 1 | 1 | 1 | 1 | 1 | 1 | 1 | 1 | 1 | 1 | 1 | 1 | 1 | 1 | 1 | 1 | 1 | 1 | 1 | 1 | | |
| 42 | 46 | 14 | 46 | 1 | 1 | 1 | 1 | 1 | 1 | 1 | 1 | 1 | 1 | 1 | 1 | 1 | 1 | 1 | 1 | 1 | 1 | 1 | 1 | | |
| 43 | 6 | 14 | 6 | 1 | 1 | 1 | 1 | 1 | 1 | 1 | 1 | 1 | 1 | 1 | 1 | 1 | 1 | 1 | 1 | 1 | 1 | 1 | 1 | | |
| 44 | 26 | 24 | 26 | 1 | 1 | 1 | 1 | 1 | 1 | 1 | 1 | 1 | 1 | 1 | 1 | 1 | 1 | 1 | 1 | 1 | 1 | 1 | 1 | | |
| 45 | 24 | 14 | 24 | 1 | 1 | 1 | 1 | 1 | 1 | 1 | 1 | 1 | 1 | 1 | 1 | 1 | 1 | 1 | 1 | 1 | 1 | 1 | 1 | | |
| 46 | 32 | 10 | 32 | 1 | 1 | 1 | 1 | 1 | 1 | 1 | 1 | 1 | 1 | 1 | 1 | 1 | 1 | 1 | 1 | 1 | 1 | 1 | 1 | | |
| 47 | 23 | 14 | 23 | 1 | 1 | 1 | 1 | 1 | 1 | 1 | 1 | 1 | 1 | 1 | 1 | 1 | 1 | 1 | 1 | 1 | 1 | 1 | 1 | | |
| 48 | 23 | 9 | 23 | 1 | 1 | 1 | 1 | 1 | 1 | 1 | 1 | 1 | 1 | 1 | 1 | 1 | 1 | 1 | 1 | 1 | 1 | 1 | 1 | | |
| 49 | 18 | 15 | 18 | 1 | 1 | 1 | 1 | 1 | 1 | 1 | 1 | 1 | 1 | 1 | 1 | 1 | 1 | 1 | 1 | 1 | 1 | 1 | 1 | | |
| 49 | 24 | 9 | 24 | 1 | 1 | 1 | 1 | 1 | 1 | 1 | 1 | 1 | 1 | 1 | 1 | 1 | 1 | 1 | 1 | 1 | 1 | 1 | 1 | | |

| 50 ~ 54 | 79 | 152 | 79 | 73 | 50 ~ 54 | | | | | | | | |
|------------|-----|-----|-----|-----|------------|---|---|---|----|---|---|----|---|
| 50 | 35 | 19 | 16 | 16 | 50 | | | | | | | | |
| 51 | 13 | 6 | 6 | 6 | 51 | | | | | | | | |
| 52 | 37 | 17 | 20 | 20 | 52 | | | | | | | | |
| 53 | 29 | 12 | 17 | 17 | 53 | | | | | | | | |
| 54 | 32 | 18 | 14 | 14 | 54 | | | | | | | | |
| 55 ~ 59 | 205 | 106 | 99 | 99 | 55 ~ 59 | | | | | | | | |
| 55 | 33 | 20 | 13 | 13 | 55 | | | | | | | | |
| 56 | 37 | 16 | 21 | 21 | 56 | | | | | | | | |
| 57 | 44 | 29 | 15 | 15 | 57 | | | | | | | | |
| 58 | 36 | 21 | 15 | 15 | 58 | | | | | | | | |
| 59 | 55 | 20 | 35 | 35 | 59 | | | | | | | | |
| 60 ~ 64 | 243 | 132 | 111 | 111 | 60 ~ 64 | | | | | | | | |
| 60 | 37 | 20 | 17 | 17 | 60 | | | | | | | | |
| 61 | 55 | 28 | 27 | 27 | 61 | | | | | | | | |
| 62 | 48 | 30 | 18 | 18 | 62 | | | | | | | | |
| 63 | 46 | 26 | 20 | 20 | 63 | | | | | | | | |
| 64 | 57 | 28 | 29 | 29 | 64 | | | | | | | | |
| 65 ~ 69 | 254 | 124 | 130 | 130 | 65 ~ 69 | | | | | | | | |
| 65 | 54 | 24 | 30 | 30 | 65 | | | | | | | | |
| 66 | 49 | 18 | 31 | 31 | 66 | | | | | | | | |
| 67 | 55 | 33 | 22 | 22 | 67 | | | | | | | | |
| 68 | 60 | 34 | 26 | 26 | 68 | | | | | | | | |
| 69 | 36 | 15 | 21 | 21 | 69 | | | | | | | | |
| 70 ~ 74 | 155 | 81 | 74 | 74 | 70 ~ 74 | | | | | | | | |
| 70 | 35 | 15 | 20 | 20 | 70 | | | | | | | | |
| 71 | 24 | 15 | 9 | 9 | 71 | | | | | | | | |
| 72 | 21 | 12 | 9 | 9 | 72 | | | | | | | | |
| 73 | 44 | 20 | 24 | 24 | 73 | | | | | | | | |
| 74 | 31 | 19 | 12 | 12 | 74 | | | | | | | | |
| 75 ~ 79 | 175 | 64 | 111 | 111 | 75 ~ 79 | | | | | | | | |
| 75 | 38 | 19 | 19 | 19 | 75 | | | | | | | | |
| 76 | 33 | 10 | 23 | 23 | 76 | | | | | | | | |
| 77 | 35 | 15 | 20 | 20 | 77 | | | | | | | | |
| 78 | 32 | 11 | 21 | 21 | 78 | | | | | | | | |
| 79 | 37 | 9 | 28 | 28 | 79 | | | | | | | | |
| 80 ~ 84 | 174 | 67 | 107 | 107 | 80 ~ 84 | | | | | | | | |
| 80 | 28 | 6 | 22 | 22 | 80 | | | | | | | | |
| 81 | 33 | 24 | 9 | 9 | 81 | | | | | | | | |
| 82 | 48 | 17 | 31 | 31 | 82 | | | | | | | | |
| 83 | 36 | 15 | 21 | 21 | 83 | | | | | | | | |
| 84 | 29 | 5 | 24 | 24 | 84 | | | | | | | | |
| 85 ~ 89 | 149 | 46 | 103 | 103 | 85 ~ 89 | | | | | | | | |
| 85 | 35 | 12 | 23 | 23 | 85 | | | | | | | | |
| 86 | 28 | 10 | 18 | 18 | 86 | | | | | | | | |
| 87 | 32 | 9 | 23 | 23 | 87 | | | | | | | | |
| 88 | 20 | 3 | 17 | 17 | 88 | | | | | | | | |
| 89 | 34 | 12 | 22 | 22 | 89 | | | | | | | | |
| 90 ~ 94 | 68 | 13 | 55 | 55 | 90 ~ 94 | | | | | | | | |
| 90 | 21 | 5 | 16 | 16 | 90 | | | | | | | | |
| 91 | 20 | 4 | 16 | 16 | 91 | | | | | | | | |
| 92 | 9 | 1 | 8 | 8 | 92 | | | | | | | | |
| 93 | 9 | 3 | 6 | 6 | 93 | | | | | | | | |
| 94 | 9 | 9 | 9 | 9 | 94 | | | | | | | | |
| 95 ~ 99 | 15 | 4 | 11 | 11 | 95 ~ 99 | | | | | | | | |
| 95 | 6 | 3 | 3 | 3 | 95 | | | | | | | | |
| 96 | 2 | 2 | 2 | 2 | 96 | | | | | | | | |
| 97 | 3 | 1 | 2 | 2 | 97 | | | | | | | | |
| 98 | 2 | 2 | 2 | 2 | 98 | | | | | | | | |
| 99 | 2 | 2 | 2 | 2 | 99 | | | | | | | | |
| 100 ~ 年齢不詳 | 3 | 3 | 3 | 3 | 100 ~ 年齢不詳 | | | | | | | | |
| 出生数 | | | | | 男 | 4 | 人 | 女 | 11 | 人 | 計 | 15 | 人 |

※0歳の「差引増減」は、出生数を含めて算出している。

第4表 市町村別世帯数

各年10月1日現在

| 区 分 | 平成29年 | 構成比率 | 平成28年 | 構成比率 | 差引増減数 (29年-28年) |
|-------|---------|-------|---------|-------|--------------------|
| 県 計 | 389,239 | 100.0 | 389,101 | 100.0 | 138 |
| 市 部 計 | 356,540 | 91.6 | 356,303 | 91.6 | 237 |
| 郡 部 計 | 32,699 | 8.4 | 32,798 | 8.4 | -99 |
| 秋 田 市 | 136,075 | 35.0 | 135,752 | 34.9 | 323 |
| 能 代 市 | 22,238 | 5.7 | 22,310 | 5.7 | -72 |
| 横 手 市 | 31,351 | 8.1 | 31,447 | 8.1 | -96 |
| 大 館 市 | 28,256 | 7.3 | 28,318 | 7.3 | -62 |
| 男 鹿 市 | 11,026 | 2.8 | 11,100 | 2.9 | -74 |
| 湯 沢 市 | 16,796 | 4.3 | 16,594 | 4.3 | 202 |
| 鹿 角 市 | 11,383 | 2.9 | 11,427 | 2.9 | -44 |
| 由利本荘市 | 28,446 | 7.3 | 28,413 | 7.3 | 33 |
| 潟 上 市 | 12,216 | 3.1 | 12,125 | 3.1 | 91 |
| 大 仙 市 | 28,416 | 7.3 | 28,346 | 7.3 | 70 |
| 北秋田 市 | 12,107 | 3.1 | 12,189 | 3.1 | -82 |
| にかほ 市 | 8,768 | 2.3 | 8,763 | 2.3 | 5 |
| 仙 北 市 | 9,462 | 2.4 | 9,519 | 2.4 | -57 |
| 鹿 角 郡 | 2,083 | 0.5 | 2,135 | 0.5 | -52 |
| 小 坂 町 | 2,083 | 0.5 | 2,135 | 0.5 | -52 |
| 北秋田 郡 | 893 | 0.2 | 908 | 0.2 | -15 |
| 上小阿仁村 | 893 | 0.2 | 908 | 0.2 | -15 |
| 山 本 郡 | 9,899 | 2.5 | 9,882 | 2.5 | 17 |
| 藤 里 町 | 1,193 | 0.3 | 1,222 | 0.3 | -29 |
| 三 種 町 | 6,013 | 1.5 | 5,980 | 1.5 | 33 |
| 八 峰 町 | 2,693 | 0.7 | 2,680 | 0.7 | 13 |
| 南秋田 郡 | 8,092 | 2.1 | 8,128 | 2.1 | -36 |
| 五城目 町 | 3,494 | 0.9 | 3,538 | 0.9 | -44 |
| 八郎潟 町 | 2,218 | 0.6 | 2,221 | 0.6 | -3 |
| 井 川 町 | 1,557 | 0.4 | 1,559 | 0.4 | -2 |
| 大 潟 村 | 823 | 0.2 | 810 | 0.2 | 13 |
| 仙 北 郡 | 6,135 | 1.6 | 6,141 | 1.6 | -6 |
| 美 郷 町 | 6,135 | 1.6 | 6,141 | 1.6 | -6 |
| 雄 勝 郡 | 5,597 | 1.4 | 5,604 | 1.4 | -7 |
| 羽 後 町 | 4,787 | 1.2 | 4,800 | 1.2 | -13 |
| 東成瀬 村 | 810 | 0.2 | 804 | 0.2 | 6 |

第5表 月別人口動態（平成28年10月～平成29年9月）

（単位：人）

| 年 月 | 性別 | 増減の計 | 自然動態 | | | 社会動態 | | | | | | |
|---------------------------|----|---------|---------|-------|--------|--------|--------|-------|--------|--------|--------|--------|
| | | | 自然増減 | 出生 | 死亡 | 社会増減 | 転入 | | | 転出 | | |
| | | | | | | | 総数 | (県内) | 県外 | 総数 | (県内) | 県外 |
| 平成28年10月 ） 平成29年 9月 | 計 | -14,285 | -10,032 | 5,461 | 15,493 | -4,253 | 22,471 | 9,973 | 12,498 | 26,764 | 10,013 | 16,751 |
| | 男 | -6,558 | -4,845 | 2,738 | 7,583 | -1,713 | 12,041 | 5,018 | 7,023 | 13,769 | 5,033 | 8,736 |
| | 女 | -7,727 | -5,187 | 2,723 | 7,910 | -2,540 | 10,430 | 4,955 | 5,475 | 12,995 | 4,980 | 8,015 |
| 平成28年10月 | 計 | -816 | -834 | 488 | 1,322 | 18 | 1,492 | 614 | 878 | 1,457 | 597 | 860 |
| | 男 | -350 | -383 | 249 | 632 | 33 | 772 | 294 | 478 | 725 | 280 | 445 |
| | 女 | -466 | -451 | 239 | 690 | -15 | 720 | 320 | 400 | 732 | 317 | 415 |
| 11月 | 計 | -981 | -885 | 439 | 1,324 | -96 | 1,198 | 575 | 623 | 1,278 | 559 | 719 |
| | 男 | -455 | -429 | 214 | 643 | -26 | 580 | 247 | 333 | 600 | 241 | 359 |
| | 女 | -526 | -456 | 225 | 681 | -70 | 618 | 328 | 290 | 678 | 318 | 360 |
| 12月 | 計 | -1,245 | -1,026 | 409 | 1,435 | -219 | 1,110 | 559 | 551 | 1,308 | 538 | 770 |
| | 男 | -641 | -520 | 203 | 723 | -121 | 536 | 255 | 281 | 652 | 250 | 402 |
| | 女 | -604 | -506 | 206 | 712 | -98 | 574 | 304 | 270 | 656 | 288 | 368 |
| 平成29年 1月 | 計 | -1,250 | -1,110 | 492 | 1,602 | -140 | 1,104 | 477 | 627 | 1,256 | 489 | 767 |
| | 男 | -608 | -558 | 246 | 804 | -50 | 584 | 227 | 357 | 637 | 230 | 407 |
| | 女 | -642 | -552 | 246 | 798 | -90 | 520 | 250 | 270 | 619 | 259 | 360 |
| 2月 | 計 | -1,057 | -793 | 431 | 1,224 | -264 | 1,193 | 508 | 685 | 1,506 | 557 | 949 |
| | 男 | -451 | -356 | 217 | 573 | -95 | 653 | 254 | 399 | 773 | 279 | 494 |
| | 女 | -606 | -437 | 214 | 651 | -169 | 540 | 254 | 286 | 733 | 278 | 455 |
| 3月 | 計 | -4,674 | -925 | 444 | 1,369 | -3,749 | 4,910 | 2,619 | 2,291 | 9,131 | 3,091 | 6,040 |
| | 男 | -2,331 | -476 | 212 | 688 | -1,855 | 2,683 | 1,411 | 1,272 | 4,813 | 1,686 | 3,127 |
| | 女 | -2,343 | -449 | 232 | 681 | -1,894 | 2,227 | 1,208 | 1,019 | 4,318 | 1,405 | 2,913 |
| 4月 | 計 | -192 | -861 | 427 | 1,288 | 669 | 4,169 | 1,713 | 2,456 | 3,039 | 1,252 | 1,787 |
| | 男 | 65 | -410 | 220 | 630 | 475 | 2,351 | 937 | 1,414 | 1,605 | 666 | 939 |
| | 女 | -257 | -451 | 207 | 658 | 194 | 1,818 | 776 | 1,042 | 1,434 | 586 | 848 |
| 5月 | 計 | -811 | -864 | 435 | 1,299 | 53 | 1,534 | 634 | 900 | 1,437 | 590 | 847 |
| | 男 | -368 | -426 | 216 | 642 | 58 | 807 | 309 | 498 | 721 | 281 | 440 |
| | 女 | -443 | -438 | 219 | 657 | -5 | 727 | 325 | 402 | 716 | 309 | 407 |
| 6月 | 計 | -915 | -709 | 457 | 1,166 | -206 | 1,285 | 554 | 731 | 1,498 | 561 | 937 |
| | 男 | -429 | -319 | 233 | 552 | -110 | 656 | 241 | 415 | 770 | 245 | 525 |
| | 女 | -486 | -390 | 224 | 614 | -96 | 629 | 313 | 316 | 728 | 316 | 412 |
| 7月 | 計 | -735 | -651 | 504 | 1,155 | -84 | 1,612 | 642 | 970 | 1,706 | 652 | 1,054 |
| | 男 | -290 | -340 | 234 | 574 | 50 | 933 | 334 | 599 | 886 | 337 | 549 |
| | 女 | -445 | -311 | 270 | 581 | -134 | 679 | 308 | 371 | 820 | 315 | 505 |
| 8月 | 計 | -676 | -697 | 501 | 1,198 | 21 | 1,576 | 543 | 1,033 | 1,538 | 526 | 1,012 |
| | 男 | -341 | -340 | 241 | 581 | -1 | 789 | 253 | 536 | 784 | 247 | 537 |
| | 女 | -335 | -357 | 260 | 617 | 22 | 787 | 290 | 497 | 754 | 279 | 475 |
| 9月 | 計 | -933 | -677 | 434 | 1,111 | -256 | 1,288 | 535 | 753 | 1,610 | 601 | 1,009 |
| | 男 | -359 | -288 | 253 | 541 | -71 | 697 | 256 | 441 | 803 | 291 | 512 |
| | 女 | -574 | -389 | 181 | 570 | -185 | 591 | 279 | 312 | 807 | 310 | 497 |

注) 「増減の計」及び「社会増減」は、社会動態の県内移動分(県内転入、県内転出)を除いて算出している。

第6表 市町村別年齢3区分別人口 その1 (男女計)

平成29年10月1日現在

| 区 分 | 人 口 | | | | | 年 齢 別 割 合 | | | | 従属人口 指 数 | 年少人口 指 数 | 老年人口 指 数 | 老 年 化 指 数 |
|---------|---------|---------|---------|---------|--------------|-----------|--------|-------|--------------|-------------|-------------|-------------|--------------|
| | 総 数 | 15歳未満 | 15～64歳 | 65歳以上 | う ち 75歳以上 | 15歳未満 | 15～64歳 | 65歳以上 | う ち 75歳以上 | | | | |
| 県 計 | 995,374 | 100,402 | 535,356 | 351,076 | 190,246 | 10.2% | 54.2% | 35.6% | 19.3% | 84.3 | 18.8 | 65.6 | 349.7 |
| 市 部 計 | 901,970 | 92,078 | 487,832 | 313,572 | 168,971 | 10.3% | 54.6% | 35.1% | 18.9% | 83.2 | 18.9 | 64.3 | 340.6 |
| 郡 部 計 | 93,410 | 8,322 | 47,529 | 37,507 | 21,282 | 8.9% | 50.9% | 40.2% | 22.8% | 96.4 | 17.5 | 78.9 | 450.7 |
| 秋 田 市 | 311,178 | 33,692 | 179,187 | 92,321 | 46,570 | 11.0% | 58.7% | 30.2% | 15.3% | 70.3 | 18.8 | 51.5 | 274.0 |
| 能 代 市 | 52,858 | 4,709 | 26,467 | 20,442 | 11,259 | 9.1% | 51.3% | 39.6% | 21.8% | 95.0 | 17.8 | 77.2 | 434.1 |
| 横 手 市 | 89,414 | 9,280 | 46,982 | 32,848 | 18,467 | 10.4% | 52.7% | 36.9% | 20.7% | 89.7 | 19.8 | 69.9 | 354.0 |
| 大 館 市 | 72,189 | 7,203 | 37,779 | 26,983 | 14,985 | 10.0% | 52.5% | 37.5% | 20.8% | 90.5 | 19.1 | 71.4 | 374.6 |
| 男 鹿 市 | 27,141 | 2,039 | 13,158 | 11,931 | 6,438 | 7.5% | 48.5% | 44.0% | 23.7% | 106.2 | 15.5 | 90.7 | 585.1 |
| 湯 沢 市 | 44,823 | 4,128 | 23,770 | 16,872 | 9,449 | 9.2% | 53.1% | 37.7% | 21.1% | 88.3 | 17.4 | 71.0 | 408.7 |
| 鹿 角 市 | 30,912 | 3,194 | 15,721 | 11,943 | 6,737 | 10.4% | 50.9% | 38.7% | 21.8% | 96.3 | 20.3 | 76.0 | 373.9 |
| 由利本荘市 | 77,727 | 8,120 | 42,018 | 27,196 | 14,878 | 10.5% | 54.3% | 35.2% | 19.2% | 84.0 | 19.3 | 64.7 | 334.9 |
| 潟 上 市 | 32,534 | 3,539 | 18,149 | 10,820 | 5,466 | 10.9% | 55.8% | 33.3% | 16.8% | 79.1 | 19.5 | 59.6 | 305.7 |
| 大 仙 市 | 80,399 | 8,320 | 42,930 | 29,114 | 16,294 | 10.4% | 53.4% | 36.2% | 20.3% | 87.2 | 19.4 | 67.8 | 349.9 |
| 北秋田市 | 31,912 | 2,743 | 15,575 | 13,482 | 7,678 | 8.6% | 49.0% | 42.4% | 24.1% | 104.2 | 17.6 | 86.6 | 491.5 |
| にかほ市 | 24,451 | 2,586 | 12,916 | 8,926 | 4,759 | 10.6% | 52.9% | 36.5% | 19.5% | 89.1 | 20.0 | 69.1 | 345.2 |
| 仙 北 市 | 26,432 | 2,525 | 13,180 | 10,694 | 5,991 | 9.6% | 49.9% | 40.5% | 22.7% | 100.3 | 19.2 | 81.1 | 423.5 |
| 鹿 角 郡 | 5,078 | 421 | 2,462 | 2,189 | 1,253 | 8.3% | 48.5% | 43.2% | 24.7% | 106.0 | 17.1 | 88.9 | 520.0 |
| 小 坂 町 | 5,078 | 421 | 2,462 | 2,189 | 1,253 | 8.3% | 48.5% | 43.2% | 24.7% | 106.0 | 17.1 | 88.9 | 520.0 |
| 北 秋 田 郡 | 2,243 | 129 | 972 | 1,142 | 718 | 5.8% | 43.3% | 50.9% | 32.0% | 130.8 | 13.3 | 117.5 | 885.3 |
| 上小阿仁村 | 2,243 | 129 | 972 | 1,142 | 718 | 5.8% | 43.3% | 50.9% | 32.0% | 130.8 | 13.3 | 117.5 | 885.3 |
| 山 本 郡 | 26,538 | 2,099 | 13,040 | 11,397 | 6,437 | 7.9% | 49.1% | 42.9% | 24.3% | 103.5 | 16.1 | 87.4 | 543.0 |
| 藤 里 町 | 3,206 | 247 | 1,498 | 1,461 | 834 | 7.7% | 46.7% | 45.6% | 26.0% | 114.0 | 16.5 | 97.5 | 591.5 |
| 三 種 町 | 16,337 | 1,317 | 8,151 | 6,867 | 3,907 | 8.1% | 49.9% | 42.0% | 23.9% | 100.4 | 16.2 | 84.2 | 521.4 |
| 八 峰 町 | 6,995 | 535 | 3,391 | 3,069 | 1,696 | 7.6% | 48.5% | 43.9% | 24.2% | 106.3 | 15.8 | 90.5 | 573.6 |
| 南 秋 田 郡 | 22,767 | 2,018 | 11,568 | 9,151 | 5,066 | 8.9% | 50.9% | 40.2% | 22.3% | 96.6 | 17.4 | 79.1 | 453.5 |
| 五城目町 | 9,027 | 708 | 4,417 | 3,900 | 2,210 | 7.8% | 48.9% | 43.2% | 24.5% | 104.3 | 16.0 | 88.3 | 550.8 |
| 八郎潟町 | 5,883 | 510 | 2,996 | 2,351 | 1,260 | 8.7% | 51.2% | 40.1% | 21.5% | 95.5 | 17.0 | 78.5 | 461.0 |
| 井 川 町 | 4,787 | 403 | 2,458 | 1,925 | 1,078 | 8.4% | 51.4% | 40.2% | 22.5% | 94.7 | 16.4 | 78.3 | 477.7 |
| 大 潟 村 | 3,070 | 397 | 1,697 | 975 | 518 | 12.9% | 55.3% | 31.8% | 16.9% | 80.8 | 23.4 | 57.5 | 245.6 |
| 仙 北 郡 | 19,561 | 1,985 | 10,359 | 7,217 | 4,087 | 10.1% | 53.0% | 36.9% | 20.9% | 88.8 | 19.2 | 69.7 | 363.6 |
| 美 郷 町 | 19,561 | 1,985 | 10,359 | 7,217 | 4,087 | 10.1% | 53.0% | 36.9% | 20.9% | 88.8 | 19.2 | 69.7 | 363.6 |
| 雄 勝 郡 | 17,223 | 1,670 | 9,128 | 6,411 | 3,721 | 9.7% | 53.0% | 37.3% | 21.6% | 88.5 | 18.3 | 70.2 | 383.9 |
| 羽 後 町 | 14,663 | 1,417 | 7,814 | 5,418 | 3,137 | 9.7% | 53.3% | 37.0% | 21.4% | 87.5 | 18.1 | 69.3 | 382.4 |
| 東成瀬村 | 2,560 | 253 | 1,314 | 993 | 584 | 9.9% | 51.3% | 38.8% | 22.8% | 94.8 | 19.3 | 75.6 | 392.5 |

注) 総数には「年齢不詳」を含む。

なお、県計人口の算出では県内市町村間の移動(県内転入及び県内転出)を除いているので、市町村の合計(市郡計)とは一致しない。

第6表 市町村別年齢3区分別人口 その2 (男)

平成29年10月1日現在

| 区 分 | 人 口 | | | | | 年 齢 別 割 合 | | | | 従属人口 指 数 | 年少人口 指 数 | 老年人口 指 数 | 老 年 化 指 数 |
|---------|---------|--------|---------|---------|--------------|-----------|--------|-------|--------------|-------------|-------------|-------------|--------------|
| | 総 数 | 15歳未満 | 15～64歳 | 65歳以上 | う ち 75歳以上 | 15歳未満 | 15～64歳 | 65歳以上 | う ち 75歳以上 | | | | |
| 県 計 | 467,657 | 51,234 | 267,474 | 144,168 | 68,371 | 11.1% | 57.8% | 31.1% | 14.8% | 73.1 | 19.2 | 53.9 | 281.4 |
| 市 部 計 | 423,847 | 46,979 | 243,271 | 128,851 | 60,887 | 11.2% | 58.0% | 30.7% | 14.5% | 72.3 | 19.3 | 53.0 | 274.3 |
| 郡 部 計 | 43,821 | 4,256 | 24,213 | 15,317 | 7,484 | 9.7% | 55.3% | 35.0% | 17.1% | 80.8 | 17.6 | 63.3 | 359.9 |
| 秋 田 市 | 146,631 | 17,069 | 87,475 | 38,664 | 17,304 | 11.9% | 61.1% | 27.0% | 12.1% | 63.7 | 19.5 | 44.2 | 226.5 |
| 能 代 市 | 24,316 | 2,427 | 13,211 | 8,085 | 3,949 | 10.2% | 55.7% | 34.1% | 16.6% | 79.6 | 18.4 | 61.2 | 333.1 |
| 横 手 市 | 41,985 | 4,725 | 23,468 | 13,602 | 6,735 | 11.3% | 56.2% | 32.5% | 16.1% | 78.1 | 20.1 | 58.0 | 287.9 |
| 大 館 市 | 33,719 | 3,751 | 19,018 | 10,830 | 5,292 | 11.2% | 56.6% | 32.2% | 15.8% | 76.7 | 19.7 | 56.9 | 288.7 |
| 男 鹿 市 | 12,767 | 1,036 | 6,701 | 5,024 | 2,363 | 8.1% | 52.5% | 39.4% | 18.5% | 90.4 | 15.5 | 75.0 | 484.9 |
| 湯 沢 市 | 21,338 | 2,154 | 12,156 | 6,994 | 3,512 | 10.1% | 57.1% | 32.8% | 16.5% | 75.3 | 17.7 | 57.5 | 324.7 |
| 鹿 角 市 | 14,454 | 1,603 | 8,098 | 4,724 | 2,290 | 11.1% | 56.1% | 32.7% | 15.9% | 78.1 | 19.8 | 58.3 | 294.7 |
| 由利本荘市 | 37,080 | 4,148 | 21,531 | 11,195 | 5,242 | 11.2% | 58.4% | 30.4% | 14.2% | 71.3 | 19.3 | 52.0 | 269.9 |
| 潟 上 市 | 15,318 | 1,872 | 8,957 | 4,471 | 1,963 | 12.2% | 58.5% | 29.2% | 12.8% | 70.8 | 20.9 | 49.9 | 238.8 |
| 大 仙 市 | 37,500 | 4,264 | 21,388 | 11,824 | 5,699 | 11.4% | 57.1% | 31.6% | 15.2% | 75.2 | 19.9 | 55.3 | 277.3 |
| 北秋田市 | 14,912 | 1,393 | 8,032 | 5,427 | 2,724 | 9.4% | 54.1% | 36.5% | 18.3% | 84.9 | 17.3 | 67.6 | 389.6 |
| にかほ市 | 11,597 | 1,287 | 6,627 | 3,664 | 1,713 | 11.1% | 57.2% | 31.6% | 14.8% | 74.7 | 19.4 | 55.3 | 284.7 |
| 仙 北 市 | 12,230 | 1,250 | 6,609 | 4,347 | 2,101 | 10.2% | 54.1% | 35.6% | 17.2% | 84.7 | 18.9 | 65.8 | 347.8 |
| 鹿 角 郡 | 2,361 | 213 | 1,274 | 870 | 419 | 9.0% | 54.1% | 36.9% | 17.8% | 85.0 | 16.7 | 68.3 | 408.5 |
| 小 坂 町 | 2,361 | 213 | 1,274 | 870 | 419 | 9.0% | 54.1% | 36.9% | 17.8% | 85.0 | 16.7 | 68.3 | 408.5 |
| 北 秋 田 郡 | 1,049 | 66 | 538 | 445 | 243 | 6.3% | 51.3% | 42.4% | 23.2% | 95.0 | 12.3 | 82.7 | 674.2 |
| 上小阿仁村 | 1,049 | 66 | 538 | 445 | 243 | 6.3% | 51.3% | 42.4% | 23.2% | 95.0 | 12.3 | 82.7 | 674.2 |
| 山 本 郡 | 12,317 | 1,026 | 6,665 | 4,625 | 2,243 | 8.3% | 54.1% | 37.6% | 18.2% | 84.8 | 15.4 | 69.4 | 450.8 |
| 藤 里 町 | 1,536 | 114 | 807 | 615 | 315 | 7.4% | 52.5% | 40.0% | 20.5% | 90.3 | 14.1 | 76.2 | 539.5 |
| 三 種 町 | 7,507 | 636 | 4,096 | 2,774 | 1,350 | 8.5% | 54.6% | 37.0% | 18.0% | 83.3 | 15.5 | 67.7 | 436.2 |
| 八 峰 町 | 3,274 | 276 | 1,762 | 1,236 | 578 | 8.4% | 53.8% | 37.8% | 17.7% | 85.8 | 15.7 | 70.1 | 447.8 |
| 南 秋 田 郡 | 10,675 | 1,038 | 5,870 | 3,748 | 1,820 | 9.7% | 55.1% | 35.2% | 17.1% | 81.5 | 17.7 | 63.9 | 361.1 |
| 五城目町 | 4,204 | 355 | 2,242 | 1,605 | 796 | 8.4% | 53.4% | 38.2% | 18.9% | 87.4 | 15.8 | 71.6 | 452.1 |
| 八郎潟町 | 2,694 | 255 | 1,491 | 933 | 414 | 9.5% | 55.7% | 34.8% | 15.5% | 79.7 | 17.1 | 62.6 | 365.9 |
| 井 川 町 | 2,244 | 208 | 1,251 | 784 | 383 | 9.3% | 55.8% | 35.0% | 17.1% | 79.3 | 16.6 | 62.7 | 376.9 |
| 大 潟 村 | 1,533 | 220 | 886 | 426 | 227 | 14.4% | 57.8% | 27.8% | 14.8% | 72.9 | 24.8 | 48.1 | 193.6 |
| 仙 北 郡 | 9,160 | 1,025 | 5,205 | 2,930 | 1,429 | 11.2% | 56.8% | 32.0% | 15.6% | 76.0 | 19.7 | 56.3 | 285.9 |
| 美 郷 町 | 9,160 | 1,025 | 5,205 | 2,930 | 1,429 | 11.2% | 56.8% | 32.0% | 15.6% | 76.0 | 19.7 | 56.3 | 285.9 |
| 雄 勝 郡 | 8,259 | 888 | 4,661 | 2,699 | 1,330 | 10.8% | 56.5% | 32.7% | 16.1% | 77.0 | 19.1 | 57.9 | 303.9 |
| 羽 後 町 | 7,038 | 746 | 3,981 | 2,300 | 1,136 | 10.6% | 56.7% | 32.7% | 16.2% | 76.5 | 18.7 | 57.8 | 308.3 |
| 東成瀬村 | 1,221 | 142 | 680 | 399 | 194 | 11.6% | 55.7% | 32.7% | 15.9% | 79.6 | 20.9 | 58.7 | 281.0 |

注) 総数には「年齢不詳」を含む。

なお、県計人口の算出では県内市町村間の移動(県内転入及び県内転出)を除いているので、市町村の合計(市郡計)とは一致しない。

第6表 市町村別年齢3区分別人口 その3 (女)

平成29年10月1日現在

| 区 分 | 人 口 | | | | | 年 齢 別 割 合 | | | | 従属人口 指 数 | 年少人口 指 数 | 老年人口 指 数 | 老 年 化 指 数 |
|---------|---------|--------|---------|---------|--------------|-----------|--------|-------|--------------|-------------|-------------|-------------|--------------|
| | 総 数 | 15歳未満 | 15～64歳 | 65歳以上 | う ち 75歳以上 | 15歳未満 | 15～64歳 | 65歳以上 | う ち 75歳以上 | | | | |
| 県 計 | 527,717 | 49,168 | 267,882 | 206,908 | 121,875 | 9.4% | 51.1% | 39.5% | 23.3% | 95.6 | 18.4 | 77.2 | 420.8 |
| 市 部 計 | 478,123 | 45,099 | 244,561 | 184,721 | 108,084 | 9.5% | 51.6% | 38.9% | 22.8% | 94.0 | 18.4 | 75.5 | 409.6 |
| 郡 部 計 | 49,589 | 4,066 | 23,316 | 22,190 | 13,798 | 8.2% | 47.0% | 44.8% | 27.8% | 112.6 | 17.4 | 95.2 | 545.7 |
| 秋 田 市 | 164,547 | 16,623 | 91,712 | 53,657 | 29,266 | 10.3% | 56.6% | 33.1% | 18.1% | 76.6 | 18.1 | 58.5 | 322.8 |
| 能 代 市 | 28,542 | 2,282 | 13,256 | 12,357 | 7,310 | 8.2% | 47.5% | 44.3% | 26.2% | 110.4 | 17.2 | 93.2 | 541.5 |
| 横 手 市 | 47,429 | 4,555 | 23,514 | 19,246 | 11,732 | 9.6% | 49.7% | 40.7% | 24.8% | 101.2 | 19.4 | 81.8 | 422.5 |
| 大 館 市 | 38,470 | 3,452 | 18,761 | 16,153 | 9,693 | 9.0% | 48.9% | 42.1% | 25.3% | 104.5 | 18.4 | 86.1 | 467.9 |
| 男 鹿 市 | 14,374 | 1,003 | 6,457 | 6,907 | 4,075 | 7.0% | 44.9% | 48.1% | 28.4% | 122.5 | 15.5 | 107.0 | 688.6 |
| 湯 沢 市 | 23,485 | 1,974 | 11,614 | 9,878 | 5,937 | 8.4% | 49.5% | 42.1% | 25.3% | 102.0 | 17.0 | 85.1 | 500.4 |
| 鹿 角 市 | 16,458 | 1,591 | 7,623 | 7,219 | 4,447 | 9.7% | 46.4% | 43.9% | 27.1% | 115.6 | 20.9 | 94.7 | 453.7 |
| 由利本荘市 | 40,647 | 3,972 | 20,487 | 16,001 | 9,636 | 9.8% | 50.6% | 39.5% | 23.8% | 97.5 | 19.4 | 78.1 | 402.8 |
| 潟 上 市 | 17,216 | 1,667 | 9,192 | 6,349 | 3,503 | 9.7% | 53.4% | 36.9% | 20.4% | 87.2 | 18.1 | 69.1 | 380.9 |
| 大 仙 市 | 42,899 | 4,056 | 21,542 | 17,290 | 10,595 | 9.5% | 50.2% | 40.3% | 24.7% | 99.1 | 18.8 | 80.3 | 426.3 |
| 北秋田市 | 17,000 | 1,350 | 7,543 | 8,055 | 4,954 | 8.0% | 44.5% | 47.5% | 29.2% | 124.7 | 17.9 | 106.8 | 596.7 |
| にかほ市 | 12,854 | 1,299 | 6,289 | 5,262 | 3,046 | 10.1% | 48.9% | 40.9% | 23.7% | 104.3 | 20.7 | 83.7 | 405.1 |
| 仙 北 市 | 14,202 | 1,275 | 6,571 | 6,347 | 3,890 | 9.0% | 46.3% | 44.7% | 27.4% | 116.0 | 19.4 | 96.6 | 497.8 |
| 鹿 角 郡 | 2,717 | 208 | 1,188 | 1,319 | 834 | 7.7% | 43.8% | 48.6% | 30.7% | 128.5 | 17.5 | 111.0 | 634.1 |
| 小 坂 町 | 2,717 | 208 | 1,188 | 1,319 | 834 | 7.7% | 43.8% | 48.6% | 30.7% | 128.5 | 17.5 | 111.0 | 634.1 |
| 北 秋 田 郡 | 1,194 | 63 | 434 | 697 | 475 | 5.3% | 36.3% | 58.4% | 39.8% | 175.1 | 14.5 | 160.6 | 1106.3 |
| 上小阿仁村 | 1,194 | 63 | 434 | 697 | 475 | 5.3% | 36.3% | 58.4% | 39.8% | 175.1 | 14.5 | 160.6 | 1106.3 |
| 山 本 郡 | 14,221 | 1,073 | 6,375 | 6,772 | 4,194 | 7.5% | 44.8% | 47.6% | 29.5% | 123.1 | 16.8 | 106.2 | 631.1 |
| 藤 里 町 | 1,670 | 133 | 691 | 846 | 519 | 8.0% | 41.4% | 50.7% | 31.1% | 141.7 | 19.2 | 122.4 | 636.1 |
| 三 種 町 | 8,830 | 681 | 4,055 | 4,093 | 2,557 | 7.7% | 45.9% | 46.4% | 29.0% | 117.7 | 16.8 | 100.9 | 601.0 |
| 八 峰 町 | 3,721 | 259 | 1,629 | 1,833 | 1,118 | 7.0% | 43.8% | 49.3% | 30.0% | 128.4 | 15.9 | 112.5 | 707.7 |
| 南 秋 田 郡 | 12,092 | 980 | 5,698 | 5,403 | 3,246 | 8.1% | 47.2% | 44.7% | 26.9% | 112.0 | 17.2 | 94.8 | 551.3 |
| 五城目町 | 4,823 | 353 | 2,175 | 2,295 | 1,414 | 7.3% | 45.1% | 47.6% | 29.3% | 121.7 | 16.2 | 105.5 | 650.1 |
| 八郎潟町 | 3,189 | 255 | 1,505 | 1,418 | 846 | 8.0% | 47.4% | 44.6% | 26.6% | 111.2 | 16.9 | 94.2 | 556.1 |
| 井 川 町 | 2,543 | 195 | 1,207 | 1,141 | 695 | 7.7% | 47.5% | 44.9% | 27.3% | 110.7 | 16.2 | 94.5 | 585.1 |
| 大 潟 村 | 1,537 | 177 | 811 | 549 | 291 | 11.5% | 52.8% | 35.7% | 18.9% | 89.5 | 21.8 | 67.7 | 310.2 |
| 仙 北 郡 | 10,401 | 960 | 5,154 | 4,287 | 2,658 | 9.2% | 49.6% | 41.2% | 25.6% | 101.8 | 18.6 | 83.2 | 446.6 |
| 美 郷 町 | 10,401 | 960 | 5,154 | 4,287 | 2,658 | 9.2% | 49.6% | 41.2% | 25.6% | 101.8 | 18.6 | 83.2 | 446.6 |
| 雄 勝 郡 | 8,964 | 782 | 4,467 | 3,712 | 2,391 | 8.7% | 49.8% | 41.4% | 26.7% | 100.6 | 17.5 | 83.1 | 474.7 |
| 羽 後 町 | 7,625 | 671 | 3,833 | 3,118 | 2,001 | 8.8% | 50.3% | 40.9% | 26.3% | 98.9 | 17.5 | 81.3 | 464.7 |
| 東成瀬村 | 1,339 | 111 | 634 | 594 | 390 | 8.3% | 47.3% | 44.4% | 29.1% | 111.2 | 17.5 | 93.7 | 535.1 |

注) 総数には「年齢不詳」を含む。

なお、県計人口の算出では県内市町村間の移動(県内転入及び県内転出)を除いているので、市町村の合計(市郡計)とは一致しない。

第7表 市町村別人口動態（平成28年10月～平成29年9月）

（単位：人、％）

| 区 分 | 自 然 動 態 | | | | 社 会 動 態 | | | | | | | 人 口 増 減 | | |
|---------|---------|--------|------------|------------|---------|---------|--------|--------|----------|--------|------------|------------|---------|--------|
| | 出 生 | 死 亡 | 自 然 増減数 | 自 然 増減率 | 転 入 | | | 転 出 | | | 社 会 増減数 | 社 会 増減率 | 増減数 | 増減率 |
| | | | | | 総 数 | 県 内 | 県 外 | 総 数 | 県 内 | 県 外 | | | | |
| 県 計 | 5,461 | 15,493 | -10,032 | -0.99% | 12,498 | (9,973) | 12,498 | 16,751 | (10,013) | 16,751 | -4,253 | -0.42% | -14,285 | -1.41% |
| 市 部 計 | 5,051 | 13,734 | -8,683 | -0.95% | 20,726 | 8,954 | 11,772 | 24,371 | 8,712 | 15,659 | -3,645 | -0.40% | -12,328 | -1.35% |
| 郡 部 計 | 410 | 1,759 | -1,349 | -1.41% | 1,745 | 1,019 | 726 | 2,393 | 1,301 | 1,092 | -648 | -0.68% | -1,997 | -2.09% |
| 秋 田 市 | 2,008 | 3,737 | -1,729 | -0.55% | 9,000 | 3,202 | 5,798 | 9,761 | 2,356 | 7,405 | -761 | -0.24% | -2,490 | -0.79% |
| 能 代 市 | 247 | 968 | -721 | -1.34% | 1,226 | 606 | 620 | 1,488 | 648 | 840 | -262 | -0.49% | -983 | -1.83% |
| 横 手 市 | 470 | 1,571 | -1,101 | -1.21% | 1,728 | 811 | 917 | 2,101 | 800 | 1,301 | -373 | -0.41% | -1,474 | -1.62% |
| 大 館 市 | 392 | 1,149 | -757 | -1.03% | 1,554 | 667 | 887 | 1,838 | 641 | 1,197 | -284 | -0.39% | -1,041 | -1.42% |
| 男 鹿 市 | 106 | 508 | -402 | -1.45% | 463 | 231 | 232 | 726 | 408 | 318 | -263 | -0.95% | -665 | -2.39% |
| 湯 沢 市 | 209 | 801 | -592 | -1.30% | 842 | 415 | 427 | 1,078 | 461 | 617 | -236 | -0.52% | -828 | -1.81% |
| 鹿 角 市 | 160 | 486 | -326 | -1.04% | 552 | 192 | 360 | 751 | 290 | 461 | -199 | -0.63% | -525 | -1.67% |
| 由利本荘市 | 401 | 1,191 | -790 | -1.00% | 1,414 | 653 | 761 | 1,802 | 714 | 1,088 | -388 | -0.49% | -1,178 | -1.49% |
| 潟 上 市 | 203 | 442 | -239 | -0.73% | 835 | 558 | 277 | 871 | 504 | 367 | -36 | -0.11% | -275 | -0.84% |
| 大 仙 市 | 474 | 1,366 | -892 | -1.09% | 1,592 | 900 | 692 | 1,917 | 945 | 972 | -325 | -0.40% | -1,217 | -1.49% |
| 北秋田市 | 132 | 666 | -534 | -1.64% | 587 | 298 | 289 | 735 | 351 | 384 | -148 | -0.45% | -682 | -2.09% |
| にかほ市 | 113 | 375 | -262 | -1.05% | 475 | 189 | 286 | 622 | 245 | 377 | -147 | -0.59% | -409 | -1.65% |
| 仙 北 市 | 136 | 474 | -338 | -1.25% | 458 | 232 | 226 | 681 | 349 | 332 | -223 | -0.83% | -561 | -2.08% |
| 鹿 角 郡 | 17 | 105 | -88 | -1.69% | 94 | 54 | 40 | 142 | 85 | 57 | -48 | -0.92% | -136 | -2.61% |
| 小 坂 町 | 17 | 105 | -88 | -1.69% | 94 | 54 | 40 | 142 | 85 | 57 | -48 | -0.92% | -136 | -2.61% |
| 北 秋 田 郡 | 7 | 67 | -60 | -2.61% | 44 | 28 | 16 | 43 | 21 | 22 | 1 | 0.04% | -59 | -2.56% |
| 上小阿仁村 | 7 | 67 | -60 | -2.61% | 44 | 28 | 16 | 43 | 21 | 22 | 1 | 0.04% | -59 | -2.56% |
| 山 本 郡 | 98 | 566 | -468 | -1.72% | 449 | 254 | 195 | 622 | 331 | 291 | -173 | -0.64% | -641 | -2.36% |
| 藤 里 町 | 6 | 65 | -59 | -1.78% | 44 | 26 | 18 | 102 | 63 | 39 | -58 | -1.75% | -117 | -3.52% |
| 三 種 町 | 68 | 347 | -279 | -1.67% | 272 | 165 | 107 | 370 | 195 | 175 | -98 | -0.59% | -377 | -2.26% |
| 八 峰 町 | 24 | 154 | -130 | -1.82% | 133 | 63 | 70 | 150 | 73 | 77 | -17 | -0.24% | -147 | -2.06% |
| 南 秋 田 郡 | 96 | 379 | -283 | -1.22% | 563 | 340 | 223 | 724 | 430 | 294 | -161 | -0.69% | -444 | -1.91% |
| 五城目町 | 41 | 196 | -155 | -1.67% | 200 | 129 | 71 | 287 | 181 | 106 | -87 | -0.94% | -242 | -2.61% |
| 八郎潟町 | 22 | 85 | -63 | -1.05% | 124 | 89 | 35 | 157 | 87 | 70 | -33 | -0.55% | -96 | -1.61% |
| 井 川 町 | 13 | 61 | -48 | -0.98% | 64 | 39 | 25 | 116 | 86 | 30 | -52 | -1.06% | -100 | -2.05% |
| 大 潟 村 | 20 | 37 | -17 | -0.55% | 175 | 83 | 92 | 164 | 76 | 88 | 11 | 0.36% | -6 | -0.20% |
| 仙 北 郡 | 93 | 341 | -248 | -1.24% | 324 | 215 | 109 | 441 | 230 | 211 | -117 | -0.59% | -365 | -1.83% |
| 美 郷 町 | 93 | 341 | -248 | -1.24% | 324 | 215 | 109 | 441 | 230 | 211 | -117 | -0.59% | -365 | -1.83% |
| 雄 勝 郡 | 99 | 301 | -202 | -1.15% | 271 | 128 | 143 | 421 | 204 | 217 | -150 | -0.85% | -352 | -2.00% |
| 羽 後 町 | 84 | 270 | -186 | -1.24% | 235 | 111 | 124 | 381 | 181 | 200 | -146 | -0.97% | -332 | -2.21% |
| 東成瀬村 | 15 | 31 | -16 | -0.62% | 36 | 17 | 19 | 40 | 23 | 17 | -4 | -0.16% | -20 | -0.78% |

注） 「県計」の「社会動態」の算出においては、県内移動分（県内転入、県内転出）を含んでいない。

第8表 年齢5歳階級別、月別社会動態（平成28年10月～平成29年9月）

| 年齢階級 | 性別 | 年間計 (平成28年10月～平成29年9月) | | | | 平成28年10月 | | | | 11月 | | | | 12月 | | | |
|----------|----|---------------------------|--------|--------|--------|----------|-----|-----|-----|-----|-----|-----|-----|-----|-----|-----|-----|
| | | 転入 | | 転出 | | 転入 | | 転出 | | 転入 | | 転出 | | 転入 | | 転出 | |
| | | 県内 | 県外 | 県内 | 県外 | 県内 | 県外 | 県内 | 県外 | 県内 | 県外 | 県内 | 県外 | 県内 | 県外 | 県内 | 県外 |
| 総数 | 計 | 9,973 | 12,498 | 10,013 | 16,751 | 614 | 878 | 597 | 860 | 575 | 623 | 559 | 719 | 559 | 551 | 538 | 770 |
| | 男 | 5,018 | 7,023 | 5,033 | 8,736 | 294 | 478 | 280 | 445 | 247 | 333 | 241 | 359 | 255 | 281 | 250 | 402 |
| | 女 | 4,955 | 5,475 | 4,980 | 8,015 | 320 | 400 | 317 | 415 | 328 | 290 | 318 | 360 | 304 | 270 | 288 | 368 |
| 0 - 4歳 | 計 | 718 | 690 | 713 | 668 | 49 | 44 | 46 | 42 | 41 | 43 | 39 | 43 | 40 | 30 | 37 | 39 |
| | 男 | 358 | 364 | 358 | 329 | 30 | 26 | 28 | 20 | 21 | 19 | 21 | 20 | 18 | 15 | 16 | 12 |
| | 女 | 360 | 326 | 355 | 339 | 19 | 18 | 18 | 22 | 20 | 24 | 18 | 23 | 22 | 15 | 21 | 27 |
| 5 - 9歳 | 計 | 325 | 401 | 328 | 437 | 18 | 23 | 15 | 20 | 19 | 12 | 16 | 19 | 14 | 11 | 16 | 19 |
| | 男 | 145 | 191 | 144 | 225 | 8 | 13 | 7 | 8 | 9 | 7 | 7 | 8 | 5 | 5 | 5 | 12 |
| | 女 | 180 | 210 | 184 | 212 | 10 | 10 | 8 | 12 | 10 | 5 | 9 | 11 | 9 | 6 | 11 | 7 |
| 10 - 14歳 | 計 | 183 | 205 | 183 | 247 | 12 | 15 | 13 | 11 | 17 | 3 | 13 | 5 | 7 | 7 | 9 | 12 |
| | 男 | 99 | 87 | 101 | 120 | 5 | 6 | 7 | 5 | 10 | 0 | 9 | 1 | 2 | 5 | 3 | 8 |
| | 女 | 84 | 118 | 82 | 127 | 7 | 9 | 6 | 6 | 7 | 3 | 4 | 4 | 5 | 2 | 6 | 4 |
| 15 - 19歳 | 計 | 510 | 712 | 512 | 2,238 | 12 | 25 | 14 | 18 | 13 | 12 | 11 | 17 | 12 | 15 | 10 | 17 |
| | 男 | 298 | 395 | 299 | 1,160 | 6 | 11 | 8 | 7 | 8 | 6 | 7 | 9 | 5 | 7 | 5 | 9 |
| | 女 | 212 | 317 | 213 | 1,078 | 6 | 14 | 6 | 11 | 5 | 6 | 4 | 8 | 7 | 8 | 5 | 8 |
| 20 - 24歳 | 計 | 1,462 | 2,566 | 1,476 | 4,520 | 70 | 111 | 63 | 134 | 51 | 111 | 59 | 121 | 77 | 98 | 70 | 180 |
| | 男 | 660 | 1,425 | 664 | 2,184 | 27 | 50 | 24 | 62 | 20 | 63 | 19 | 64 | 30 | 65 | 30 | 72 |
| | 女 | 802 | 1,141 | 812 | 2,336 | 43 | 61 | 39 | 72 | 31 | 48 | 40 | 57 | 47 | 33 | 40 | 108 |
| 25 - 29歳 | 計 | 1,679 | 2,017 | 1,683 | 2,263 | 98 | 169 | 107 | 156 | 109 | 113 | 96 | 109 | 106 | 91 | 103 | 108 |
| | 男 | 802 | 1,110 | 806 | 1,240 | 41 | 86 | 43 | 79 | 41 | 60 | 37 | 65 | 49 | 43 | 48 | 60 |
| | 女 | 877 | 907 | 877 | 1,023 | 57 | 83 | 64 | 77 | 68 | 53 | 59 | 44 | 57 | 48 | 55 | 48 |
| 30 - 34歳 | 計 | 1,370 | 1,501 | 1,379 | 1,593 | 107 | 143 | 104 | 123 | 91 | 81 | 91 | 100 | 83 | 88 | 78 | 100 |
| | 男 | 673 | 802 | 674 | 849 | 58 | 77 | 54 | 72 | 34 | 35 | 34 | 49 | 41 | 35 | 39 | 57 |
| | 女 | 697 | 699 | 705 | 744 | 49 | 66 | 50 | 51 | 57 | 46 | 57 | 51 | 42 | 53 | 39 | 43 |
| 35 - 39歳 | 計 | 981 | 1,078 | 984 | 1,163 | 78 | 97 | 68 | 90 | 59 | 50 | 62 | 64 | 57 | 61 | 54 | 58 |
| | 男 | 514 | 592 | 514 | 617 | 36 | 58 | 30 | 46 | 32 | 26 | 33 | 28 | 24 | 36 | 25 | 28 |
| | 女 | 467 | 486 | 470 | 546 | 42 | 39 | 38 | 44 | 27 | 24 | 29 | 36 | 33 | 25 | 29 | 30 |
| 40 - 44歳 | 計 | 628 | 821 | 643 | 950 | 32 | 53 | 37 | 56 | 44 | 44 | 39 | 46 | 26 | 34 | 35 | 76 |
| | 男 | 351 | 482 | 359 | 539 | 17 | 33 | 19 | 37 | 20 | 27 | 17 | 22 | 12 | 16 | 17 | 49 |
| | 女 | 277 | 339 | 284 | 411 | 15 | 20 | 18 | 19 | 24 | 17 | 22 | 24 | 14 | 18 | 18 | 27 |
| 45 - 49歳 | 計 | 484 | 657 | 473 | 754 | 26 | 51 | 23 | 47 | 28 | 22 | 27 | 46 | 26 | 28 | 24 | 31 |
| | 男 | 284 | 438 | 278 | 475 | 12 | 29 | 10 | 29 | 15 | 16 | 17 | 25 | 18 | 13 | 15 | 25 |
| | 女 | 200 | 219 | 195 | 279 | 14 | 22 | 13 | 18 | 13 | 6 | 10 | 21 | 8 | 15 | 9 | 6 |
| 50 - 54歳 | 計 | 385 | 536 | 391 | 578 | 30 | 30 | 29 | 42 | 10 | 30 | 14 | 23 | 25 | 18 | 23 | 36 |
| | 男 | 236 | 354 | 238 | 354 | 17 | 23 | 15 | 28 | 4 | 17 | 5 | 16 | 13 | 10 | 12 | 24 |
| | 女 | 149 | 182 | 153 | 224 | 13 | 7 | 14 | 14 | 6 | 13 | 9 | 7 | 12 | 8 | 11 | 12 |
| 55 - 59歳 | 計 | 311 | 393 | 314 | 369 | 12 | 36 | 11 | 20 | 9 | 24 | 7 | 24 | 14 | 16 | 13 | 28 |
| | 男 | 200 | 265 | 203 | 242 | 5 | 21 | 5 | 15 | 3 | 15 | 4 | 13 | 7 | 8 | 6 | 19 |
| | 女 | 111 | 128 | 111 | 127 | 7 | 15 | 6 | 5 | 6 | 9 | 3 | 11 | 7 | 8 | 7 | 9 |
| 60 - 64歳 | 計 | 216 | 353 | 212 | 250 | 20 | 30 | 16 | 16 | 19 | 26 | 21 | 22 | 17 | 18 | 14 | 18 |
| | 男 | 128 | 225 | 124 | 152 | 13 | 19 | 11 | 10 | 14 | 16 | 14 | 14 | 7 | 9 | 6 | 10 |
| | 女 | 88 | 128 | 88 | 98 | 7 | 11 | 5 | 6 | 5 | 10 | 7 | 8 | 10 | 9 | 8 | 8 |
| 65 - 69歳 | 計 | 151 | 258 | 148 | 192 | 10 | 24 | 9 | 17 | 8 | 23 | 9 | 12 | 12 | 11 | 12 | 14 |
| | 男 | 89 | 172 | 88 | 101 | 6 | 17 | 6 | 8 | 5 | 15 | 6 | 5 | 7 | 6 | 7 | 7 |
| | 女 | 62 | 86 | 60 | 91 | 4 | 7 | 3 | 9 | 3 | 8 | 3 | 7 | 5 | 5 | 5 | 7 |
| 70 - 74歳 | 計 | 87 | 106 | 92 | 107 | 5 | 5 | 7 | 14 | 12 | 10 | 12 | 15 | 7 | 8 | 7 | 5 |
| | 男 | 43 | 60 | 44 | 47 | 3 | 4 | 3 | 5 | 5 | 5 | 5 | 8 | 3 | 5 | 3 | 5 |
| | 女 | 44 | 46 | 48 | 60 | 2 | 1 | 4 | 9 | 7 | 5 | 7 | 7 | 4 | 3 | 4 | 0 |
| 75 - 79歳 | 計 | 117 | 77 | 116 | 88 | 4 | 6 | 6 | 16 | 16 | 7 | 14 | 9 | 12 | 5 | 10 | 8 |
| | 男 | 42 | 32 | 41 | 27 | 3 | 1 | 3 | 5 | 4 | 2 | 4 | 2 | 7 | 3 | 6 | 1 |
| | 女 | 75 | 45 | 75 | 61 | 1 | 5 | 3 | 11 | 12 | 5 | 10 | 7 | 5 | 2 | 4 | 7 |
| 80歳以上 | 計 | 366 | 127 | 366 | 334 | 31 | 16 | 29 | 38 | 29 | 12 | 29 | 44 | 24 | 12 | 23 | 21 |
| | 男 | 96 | 29 | 98 | 75 | 7 | 4 | 7 | 9 | 2 | 4 | 2 | 10 | 7 | 0 | 7 | 4 |
| | 女 | 270 | 98 | 268 | 259 | 24 | 12 | 22 | 29 | 27 | 8 | 27 | 34 | 17 | 12 | 16 | 17 |

| 年齢階級 | 性別 | 平成29年1月 | | | | 2月 | | | | 3月 | | | |
|----------|----|---------|-----|-----|-----|-----|-----|-----|-----|-------|-------|-------|-------|
| | | 転入 | | 転出 | | 転入 | | 転出 | | 転入 | | 転出 | |
| | | 県内 | 県外 | 県内 | 県外 | 県内 | 県外 | 県内 | 県外 | 県内 | 県外 | 県内 | 県外 |
| 総数 | 計 | 477 | 627 | 489 | 767 | 508 | 685 | 557 | 949 | 2,619 | 2,291 | 3,091 | 6,040 |
| | 男 | 227 | 357 | 230 | 407 | 254 | 399 | 279 | 494 | 1,411 | 1,272 | 1,686 | 3,127 |
| | 女 | 250 | 270 | 259 | 360 | 254 | 286 | 278 | 455 | 1,208 | 1,019 | 1,405 | 2,913 |
| 0 - 4歳 | 計 | 28 | 35 | 30 | 24 | 40 | 29 | 40 | 48 | 237 | 154 | 265 | 183 |
| | 男 | 11 | 17 | 11 | 13 | 14 | 18 | 15 | 27 | 122 | 82 | 140 | 98 |
| | 女 | 17 | 18 | 19 | 11 | 26 | 11 | 25 | 21 | 115 | 72 | 125 | 85 |
| 5 - 9歳 | 計 | 15 | 13 | 17 | 12 | 16 | 14 | 15 | 22 | 116 | 128 | 136 | 175 |
| | 男 | 4 | 8 | 5 | 7 | 7 | 7 | 7 | 8 | 53 | 59 | 63 | 92 |
| | 女 | 11 | 5 | 12 | 5 | 9 | 7 | 8 | 14 | 63 | 69 | 73 | 83 |
| 10 - 14歳 | 計 | 12 | 10 | 11 | 4 | 4 | 5 | 6 | 9 | 75 | 82 | 81 | 131 |
| | 男 | 6 | 2 | 5 | 3 | 1 | 2 | 2 | 2 | 40 | 36 | 45 | 65 |
| | 女 | 6 | 8 | 6 | 1 | 3 | 3 | 4 | 7 | 35 | 46 | 36 | 66 |
| 15 - 19歳 | 計 | 22 | 13 | 21 | 22 | 13 | 14 | 16 | 40 | 105 | 115 | 168 | 1,476 |
| | 男 | 14 | 8 | 12 | 11 | 4 | 8 | 6 | 21 | 57 | 71 | 104 | 760 |
| | 女 | 8 | 5 | 9 | 11 | 9 | 6 | 10 | 19 | 48 | 44 | 64 | 716 |
| 20 - 24歳 | 計 | 71 | 126 | 76 | 224 | 55 | 164 | 67 | 310 | 435 | 607 | 507 | 2,020 |
| | 男 | 32 | 75 | 36 | 105 | 26 | 96 | 29 | 133 | 190 | 355 | 231 | 945 |
| | 女 | 39 | 51 | 40 | 119 | 29 | 68 | 38 | 177 | 245 | 252 | 276 | 1,075 |
| 25 - 29歳 | 計 | 89 | 128 | 90 | 143 | 88 | 142 | 92 | 142 | 412 | 339 | 502 | 563 |
| | 男 | 41 | 68 | 39 | 73 | 40 | 78 | 44 | 86 | 210 | 189 | 258 | 325 |
| | 女 | 48 | 60 | 51 | 70 | 48 | 64 | 48 | 56 | 202 | 150 | 244 | 238 |
| 30 - 34歳 | 計 | 51 | 85 | 51 | 86 | 83 | 97 | 93 | 111 | 351 | 244 | 408 | 349 |
| | 男 | 23 | 44 | 24 | 52 | 48 | 57 | 53 | 62 | 179 | 136 | 208 | 177 |
| | 女 | 28 | 41 | 27 | 34 | 35 | 40 | 40 | 49 | 172 | 108 | 200 | 172 |
| 35 - 39歳 | 計 | 45 | 50 | 53 | 66 | 54 | 67 | 50 | 80 | 250 | 183 | 290 | 276 |
| | 男 | 26 | 27 | 27 | 36 | 31 | 31 | 29 | 47 | 143 | 91 | 159 | 143 |
| | 女 | 19 | 23 | 26 | 30 | 23 | 36 | 21 | 33 | 107 | 92 | 131 | 133 |
| 40 - 44歳 | 計 | 32 | 45 | 30 | 51 | 39 | 42 | 41 | 56 | 160 | 145 | 197 | 270 |
| | 男 | 15 | 26 | 16 | 31 | 23 | 27 | 24 | 34 | 95 | 74 | 117 | 141 |
| | 女 | 17 | 19 | 14 | 20 | 16 | 15 | 17 | 22 | 65 | 71 | 80 | 129 |
| 45 - 49歳 | 計 | 27 | 32 | 21 | 40 | 28 | 29 | 34 | 40 | 127 | 103 | 149 | 205 |
| | 男 | 16 | 19 | 13 | 23 | 16 | 23 | 20 | 29 | 79 | 62 | 89 | 131 |
| | 女 | 11 | 13 | 8 | 17 | 12 | 6 | 14 | 11 | 48 | 41 | 60 | 74 |
| 50 - 54歳 | 計 | 16 | 21 | 20 | 24 | 18 | 22 | 23 | 25 | 108 | 72 | 133 | 174 |
| | 男 | 8 | 14 | 12 | 16 | 14 | 15 | 15 | 14 | 84 | 51 | 101 | 114 |
| | 女 | 8 | 7 | 8 | 8 | 4 | 7 | 8 | 11 | 24 | 21 | 32 | 60 |
| 55 - 59歳 | 計 | 10 | 20 | 10 | 20 | 14 | 19 | 22 | 13 | 126 | 38 | 133 | 101 |
| | 男 | 4 | 17 | 4 | 17 | 8 | 9 | 13 | 6 | 103 | 22 | 109 | 71 |
| | 女 | 6 | 3 | 6 | 3 | 6 | 10 | 9 | 7 | 23 | 16 | 24 | 30 |
| 60 - 64歳 | 計 | 12 | 18 | 11 | 13 | 12 | 15 | 12 | 12 | 42 | 27 | 54 | 55 |
| | 男 | 7 | 13 | 6 | 7 | 7 | 13 | 7 | 7 | 29 | 20 | 37 | 44 |
| | 女 | 5 | 5 | 5 | 6 | 5 | 2 | 5 | 5 | 13 | 7 | 17 | 11 |
| 65 - 69歳 | 計 | 15 | 14 | 16 | 11 | 10 | 18 | 10 | 15 | 16 | 25 | 12 | 22 |
| | 男 | 12 | 11 | 13 | 5 | 7 | 13 | 5 | 9 | 8 | 13 | 7 | 10 |
| | 女 | 3 | 3 | 3 | 6 | 3 | 5 | 5 | 6 | 8 | 12 | 5 | 12 |
| 70 - 74歳 | 計 | 5 | 5 | 5 | 3 | 6 | 4 | 6 | 7 | 7 | 13 | 5 | 13 |
| | 男 | 1 | 4 | 1 | 1 | 3 | 1 | 3 | 2 | 4 | 7 | 3 | 3 |
| | 女 | 4 | 1 | 4 | 2 | 3 | 3 | 3 | 5 | 3 | 6 | 2 | 10 |
| 75 - 79歳 | 計 | 5 | 3 | 5 | 7 | 6 | 3 | 6 | 3 | 13 | 6 | 13 | 6 |
| | 男 | 3 | 1 | 2 | 4 | 2 | 0 | 2 | 2 | 1 | 3 | 2 | 3 |
| | 女 | 2 | 2 | 3 | 3 | 4 | 3 | 4 | 1 | 12 | 3 | 11 | 3 |
| 80歳以上 | 計 | 22 | 9 | 22 | 17 | 22 | 1 | 24 | 16 | 39 | 10 | 38 | 21 |
| | 男 | 4 | 3 | 4 | 3 | 3 | 1 | 5 | 5 | 14 | 1 | 13 | 5 |
| | 女 | 18 | 6 | 18 | 14 | 19 | 0 | 19 | 11 | 25 | 9 | 25 | 16 |

| 年齢階級 | 性別 | 4月 | | | | 5月 | | | | 6月 | | | |
|----------|----|-------|-------|-------|-------|-----|-----|-----|-----|-----|-----|-----|-----|
| | | 転入 | | 転出 | | 転入 | | 転出 | | 転入 | | 転出 | |
| | | 県内 | 県外 | 県内 | 県外 | 県内 | 県外 | 県内 | 県外 | 県内 | 県外 | 県内 | 県外 |
| 総数 | 計 | 1,713 | 2,456 | 1,252 | 1,787 | 634 | 900 | 590 | 847 | 554 | 731 | 561 | 937 |
| | 男 | 937 | 1,414 | 666 | 939 | 309 | 498 | 281 | 440 | 241 | 415 | 245 | 525 |
| | 女 | 776 | 1,042 | 586 | 848 | 325 | 402 | 309 | 407 | 313 | 316 | 316 | 412 |
| 0 - 4歳 | 計 | 81 | 124 | 50 | 58 | 30 | 47 | 28 | 25 | 42 | 23 | 46 | 39 |
| | 男 | 48 | 68 | 30 | 22 | 20 | 20 | 18 | 10 | 12 | 10 | 15 | 24 |
| | 女 | 33 | 56 | 20 | 36 | 10 | 27 | 10 | 15 | 30 | 13 | 31 | 15 |
| 5 - 9歳 | 計 | 50 | 86 | 31 | 33 | 7 | 18 | 6 | 16 | 15 | 18 | 18 | 17 |
| | 男 | 25 | 42 | 14 | 20 | 3 | 4 | 3 | 8 | 8 | 13 | 8 | 12 |
| | 女 | 25 | 44 | 17 | 13 | 4 | 14 | 3 | 8 | 7 | 5 | 10 | 5 |
| 10 - 14歳 | 計 | 18 | 31 | 11 | 13 | 4 | 0 | 4 | 4 | 8 | 5 | 8 | 4 |
| | 男 | 11 | 17 | 5 | 7 | 2 | 0 | 2 | 2 | 2 | 1 | 2 | 2 |
| | 女 | 7 | 14 | 6 | 6 | 2 | 0 | 2 | 2 | 6 | 4 | 6 | 2 |
| 15 - 19歳 | 計 | 233 | 282 | 171 | 409 | 26 | 46 | 27 | 51 | 12 | 33 | 14 | 71 |
| | 男 | 161 | 140 | 116 | 201 | 14 | 23 | 13 | 26 | 5 | 18 | 7 | 43 |
| | 女 | 72 | 142 | 55 | 208 | 12 | 23 | 14 | 25 | 7 | 15 | 7 | 28 |
| 20 - 24歳 | 計 | 289 | 432 | 222 | 417 | 111 | 154 | 97 | 211 | 76 | 121 | 83 | 218 |
| | 男 | 153 | 230 | 108 | 223 | 45 | 76 | 46 | 99 | 33 | 68 | 34 | 133 |
| | 女 | 136 | 202 | 114 | 194 | 66 | 78 | 51 | 112 | 43 | 53 | 49 | 85 |
| 25 - 29歳 | 計 | 302 | 327 | 214 | 263 | 118 | 161 | 116 | 153 | 79 | 116 | 82 | 149 |
| | 男 | 164 | 180 | 120 | 142 | 57 | 95 | 49 | 83 | 29 | 62 | 33 | 84 |
| | 女 | 138 | 147 | 94 | 121 | 61 | 66 | 67 | 70 | 50 | 54 | 49 | 65 |
| 30 - 34歳 | 計 | 213 | 259 | 154 | 134 | 88 | 102 | 80 | 86 | 82 | 87 | 77 | 103 |
| | 男 | 100 | 148 | 71 | 70 | 45 | 52 | 39 | 45 | 35 | 50 | 31 | 56 |
| | 女 | 113 | 111 | 83 | 64 | 43 | 50 | 41 | 41 | 47 | 37 | 46 | 47 |
| 35 - 39歳 | 計 | 118 | 211 | 79 | 114 | 61 | 74 | 63 | 62 | 63 | 62 | 59 | 85 |
| | 男 | 54 | 114 | 38 | 57 | 31 | 49 | 33 | 39 | 30 | 33 | 28 | 50 |
| | 女 | 64 | 97 | 41 | 57 | 30 | 25 | 30 | 23 | 33 | 29 | 31 | 35 |
| 40 - 44歳 | 計 | 105 | 173 | 73 | 90 | 42 | 55 | 33 | 41 | 27 | 52 | 32 | 53 |
| | 男 | 65 | 103 | 47 | 52 | 20 | 34 | 13 | 26 | 17 | 34 | 22 | 29 |
| | 女 | 40 | 70 | 26 | 38 | 22 | 21 | 20 | 15 | 10 | 18 | 10 | 24 |
| 45 - 49歳 | 計 | 82 | 154 | 59 | 70 | 25 | 57 | 20 | 46 | 30 | 41 | 28 | 58 |
| | 男 | 46 | 107 | 36 | 46 | 14 | 40 | 10 | 29 | 14 | 26 | 12 | 32 |
| | 女 | 36 | 47 | 23 | 24 | 11 | 17 | 10 | 17 | 16 | 15 | 16 | 26 |
| 50 - 54歳 | 計 | 60 | 144 | 37 | 64 | 27 | 46 | 26 | 36 | 27 | 41 | 23 | 38 |
| | 男 | 35 | 104 | 17 | 42 | 16 | 26 | 15 | 20 | 15 | 28 | 15 | 19 |
| | 女 | 25 | 40 | 20 | 22 | 11 | 20 | 11 | 16 | 12 | 13 | 8 | 19 |
| 55 - 59歳 | 計 | 41 | 109 | 32 | 36 | 20 | 37 | 16 | 18 | 14 | 22 | 14 | 28 |
| | 男 | 24 | 86 | 17 | 21 | 9 | 23 | 7 | 12 | 10 | 12 | 10 | 16 |
| | 女 | 17 | 23 | 15 | 15 | 11 | 14 | 9 | 6 | 4 | 10 | 4 | 12 |
| 60 - 64歳 | 計 | 31 | 64 | 23 | 19 | 13 | 43 | 11 | 30 | 13 | 42 | 15 | 24 |
| | 男 | 19 | 46 | 13 | 11 | 9 | 24 | 8 | 11 | 4 | 24 | 5 | 12 |
| | 女 | 12 | 18 | 10 | 8 | 4 | 19 | 3 | 19 | 9 | 18 | 10 | 12 |
| 65 - 69歳 | 計 | 21 | 22 | 21 | 16 | 10 | 29 | 12 | 18 | 18 | 31 | 15 | 15 |
| | 男 | 12 | 16 | 13 | 9 | 7 | 20 | 8 | 13 | 11 | 21 | 9 | 6 |
| | 女 | 9 | 6 | 8 | 7 | 3 | 9 | 4 | 5 | 7 | 10 | 6 | 9 |
| 70 - 74歳 | 計 | 14 | 16 | 16 | 9 | 7 | 10 | 6 | 10 | 6 | 11 | 6 | 6 |
| | 男 | 5 | 9 | 5 | 3 | 3 | 2 | 3 | 5 | 4 | 9 | 4 | 3 |
| | 女 | 9 | 7 | 11 | 6 | 4 | 8 | 3 | 5 | 2 | 2 | 2 | 3 |
| 75 - 79歳 | 計 | 10 | 8 | 11 | 8 | 11 | 5 | 11 | 6 | 11 | 7 | 9 | 2 |
| | 男 | 3 | 3 | 4 | 4 | 4 | 3 | 2 | 2 | 2 | 4 | 2 | 0 |
| | 女 | 7 | 5 | 7 | 4 | 7 | 2 | 9 | 4 | 9 | 3 | 7 | 2 |
| 80歳以上 | 計 | 45 | 14 | 48 | 34 | 34 | 16 | 34 | 34 | 31 | 19 | 32 | 27 |
| | 男 | 12 | 1 | 12 | 9 | 10 | 7 | 12 | 10 | 10 | 2 | 8 | 4 |
| | 女 | 33 | 13 | 36 | 25 | 24 | 9 | 22 | 24 | 21 | 17 | 24 | 23 |

| 年齢階級 | 性別 | 7月 | | | | 8月 | | | | 9月 | | | |
|----------|----|-----|-----|-----|-------|-----|-------|-----|-------|-----|-----|-----|-------|
| | | 転入 | | 転出 | | 転入 | | 転出 | | 転入 | | 転出 | |
| | | 県内 | 県外 | 県内 | 県外 | 県内 | 県外 | 県内 | 県外 | 県内 | 県外 | 県内 | 県外 |
| 総数 | 計 | 642 | 970 | 652 | 1,054 | 543 | 1,033 | 526 | 1,012 | 535 | 753 | 601 | 1,009 |
| | 男 | 334 | 599 | 337 | 549 | 253 | 536 | 247 | 537 | 256 | 441 | 291 | 512 |
| | 女 | 308 | 371 | 315 | 505 | 290 | 497 | 279 | 475 | 279 | 312 | 310 | 497 |
| 0 - 4歳 | 計 | 49 | 63 | 52 | 53 | 46 | 56 | 39 | 56 | 35 | 42 | 41 | 58 |
| | 男 | 20 | 39 | 18 | 32 | 23 | 26 | 26 | 25 | 19 | 24 | 20 | 26 |
| | 女 | 29 | 24 | 34 | 21 | 23 | 30 | 13 | 31 | 16 | 18 | 21 | 32 |
| 5 - 9歳 | 計 | 26 | 36 | 30 | 42 | 21 | 31 | 18 | 36 | 8 | 11 | 10 | 26 |
| | 男 | 15 | 17 | 15 | 19 | 6 | 9 | 6 | 18 | 2 | 7 | 4 | 13 |
| | 女 | 11 | 19 | 15 | 23 | 15 | 22 | 12 | 18 | 6 | 4 | 6 | 13 |
| 10 - 14歳 | 計 | 11 | 16 | 12 | 17 | 9 | 28 | 9 | 25 | 6 | 3 | 6 | 12 |
| | 男 | 8 | 8 | 8 | 4 | 8 | 10 | 9 | 16 | 4 | 0 | 4 | 5 |
| | 女 | 3 | 8 | 4 | 13 | 1 | 18 | 0 | 9 | 2 | 3 | 2 | 7 |
| 15 - 19歳 | 計 | 24 | 53 | 21 | 29 | 20 | 46 | 19 | 47 | 18 | 58 | 20 | 41 |
| | 男 | 10 | 42 | 8 | 16 | 8 | 24 | 6 | 32 | 6 | 37 | 7 | 25 |
| | 女 | 14 | 11 | 13 | 13 | 12 | 22 | 13 | 15 | 12 | 21 | 13 | 16 |
| 20 - 24歳 | 計 | 74 | 144 | 68 | 248 | 63 | 322 | 65 | 233 | 90 | 176 | 99 | 204 |
| | 男 | 40 | 91 | 34 | 125 | 22 | 154 | 22 | 122 | 42 | 102 | 51 | 101 |
| | 女 | 34 | 53 | 34 | 123 | 41 | 168 | 43 | 111 | 48 | 74 | 48 | 103 |
| 25 - 29歳 | 計 | 98 | 174 | 95 | 166 | 85 | 137 | 75 | 159 | 95 | 120 | 111 | 152 |
| | 男 | 41 | 105 | 44 | 79 | 44 | 79 | 37 | 79 | 45 | 65 | 54 | 85 |
| | 女 | 57 | 69 | 51 | 87 | 41 | 58 | 38 | 80 | 50 | 55 | 57 | 67 |
| 30 - 34歳 | 計 | 95 | 109 | 93 | 136 | 67 | 116 | 70 | 116 | 59 | 90 | 80 | 149 |
| | 男 | 50 | 61 | 49 | 69 | 30 | 59 | 32 | 67 | 30 | 48 | 40 | 73 |
| | 女 | 45 | 48 | 44 | 67 | 37 | 57 | 38 | 49 | 29 | 42 | 40 | 76 |
| 35 - 39歳 | 計 | 84 | 79 | 91 | 107 | 61 | 84 | 63 | 66 | 51 | 60 | 52 | 95 |
| | 男 | 48 | 48 | 50 | 57 | 29 | 45 | 31 | 39 | 30 | 34 | 31 | 47 |
| | 女 | 36 | 31 | 41 | 50 | 32 | 39 | 32 | 27 | 21 | 26 | 21 | 48 |
| 40 - 44歳 | 計 | 42 | 73 | 51 | 64 | 46 | 59 | 40 | 74 | 33 | 46 | 35 | 73 |
| | 男 | 21 | 45 | 25 | 37 | 31 | 36 | 28 | 40 | 15 | 27 | 14 | 41 |
| | 女 | 21 | 28 | 26 | 27 | 15 | 23 | 12 | 34 | 18 | 19 | 21 | 32 |
| 45 - 49歳 | 計 | 35 | 58 | 37 | 70 | 26 | 43 | 24 | 49 | 24 | 39 | 27 | 52 |
| | 男 | 27 | 41 | 28 | 48 | 12 | 34 | 10 | 28 | 15 | 28 | 18 | 30 |
| | 女 | 8 | 17 | 9 | 22 | 14 | 9 | 14 | 21 | 9 | 11 | 9 | 22 |
| 50 - 54歳 | 計 | 23 | 58 | 23 | 32 | 22 | 29 | 22 | 51 | 19 | 25 | 18 | 33 |
| | 男 | 15 | 38 | 16 | 22 | 7 | 12 | 6 | 23 | 8 | 16 | 9 | 16 |
| | 女 | 8 | 20 | 7 | 10 | 15 | 17 | 16 | 28 | 11 | 9 | 9 | 17 |
| 55 - 59歳 | 計 | 18 | 30 | 18 | 27 | 12 | 23 | 15 | 21 | 21 | 19 | 23 | 33 |
| | 男 | 10 | 21 | 10 | 20 | 5 | 17 | 7 | 15 | 12 | 14 | 11 | 17 |
| | 女 | 8 | 9 | 8 | 7 | 7 | 6 | 8 | 6 | 9 | 5 | 12 | 16 |
| 60 - 64歳 | 計 | 12 | 26 | 13 | 11 | 15 | 23 | 14 | 16 | 10 | 21 | 8 | 14 |
| | 男 | 8 | 17 | 9 | 7 | 8 | 10 | 7 | 11 | 3 | 14 | 1 | 8 |
| | 女 | 4 | 9 | 4 | 4 | 7 | 13 | 7 | 5 | 7 | 7 | 7 | 6 |
| 65 - 69歳 | 計 | 7 | 27 | 8 | 11 | 12 | 20 | 13 | 16 | 12 | 14 | 11 | 25 |
| | 男 | 2 | 15 | 2 | 5 | 7 | 15 | 7 | 9 | 5 | 10 | 5 | 15 |
| | 女 | 5 | 12 | 6 | 6 | 5 | 5 | 6 | 7 | 7 | 4 | 6 | 10 |
| 70 - 74歳 | 計 | 3 | 9 | 3 | 9 | 3 | 3 | 3 | 11 | 12 | 12 | 16 | 5 |
| | 男 | 2 | 6 | 2 | 3 | 3 | 1 | 3 | 6 | 7 | 7 | 9 | 3 |
| | 女 | 1 | 3 | 1 | 6 | 0 | 2 | 0 | 5 | 5 | 5 | 7 | 2 |
| 75 - 79歳 | 計 | 11 | 10 | 10 | 4 | 8 | 8 | 9 | 10 | 10 | 9 | 12 | 9 |
| | 男 | 7 | 5 | 7 | 1 | 3 | 3 | 3 | 1 | 3 | 4 | 4 | 2 |
| | 女 | 4 | 5 | 3 | 3 | 5 | 5 | 6 | 9 | 7 | 5 | 8 | 7 |
| 80歳以上 | 計 | 30 | 5 | 27 | 28 | 27 | 5 | 28 | 26 | 32 | 8 | 32 | 28 |
| | 男 | 10 | 0 | 12 | 5 | 7 | 2 | 7 | 6 | 10 | 4 | 9 | 5 |
| | 女 | 20 | 5 | 15 | 23 | 20 | 3 | 21 | 20 | 22 | 4 | 23 | 23 |

第9表 市町村間移動表

| 区分 | 從 前 地 | | | | | | | | | | | | | | | | | | | | | | | | | | | | 区分 | | | | | | | | | |
|-------|-------|-------|-------|-------|-----|-----|-----|-----|-----|-----|-------|-----|-----|------|------|-----|-----|-----|------|-------|-----|-----|-----|-----|------|------|------|-----|----|-----|-----|-----|-----|-----|------|---------|-------|-------|
| | 県計 | 市部計 | 郡部計 | 秋田市 | 能代市 | 横手市 | 大館市 | 男鹿市 | 湯沢市 | 鹿角市 | 由利本荘市 | 潟上市 | 大仙市 | 北秋田市 | にかほ市 | 仙北市 | 鹿角郡 | 小坂町 | 北秋田郡 | 上小阿仁村 | 山本郡 | 藤里町 | 三種町 | 八峰町 | 南秋田郡 | 五城目町 | 八郎潟町 | 井川町 | | 大潟村 | 仙北郡 | 美郷町 | 雄勝郡 | 羽後町 | 東成瀬村 | 不詳・職権記載 | | |
| 県計 | 9,973 | 8,666 | 1,302 | 2,339 | 653 | 793 | 642 | 406 | 459 | 290 | 722 | 477 | 944 | 353 | 243 | 345 | 82 | 82 | 22 | 22 | 329 | 63 | 194 | 72 | 434 | 181 | 91 | 86 | 76 | 232 | 232 | 203 | 180 | 23 | 5 | 県計 | | |
| 市部計 | 8,954 | 7,774 | 1,176 | 2,129 | 508 | 675 | 594 | 379 | 416 | 254 | 679 | 432 | 818 | 326 | 240 | 324 | 81 | 81 | 22 | 22 | 294 | 52 | 173 | 69 | 359 | 147 | 71 | 75 | 66 | 229 | 229 | 191 | 173 | 18 | 4 | 市部計 | | |
| 郡部計 | 1,019 | 892 | 126 | 210 | 145 | 118 | 48 | 27 | 43 | 36 | 43 | 45 | 126 | 27 | 3 | 21 | 1 | 1 | | | 35 | 11 | 21 | 3 | 75 | 34 | 20 | 11 | 10 | 3 | 3 | 12 | 7 | 5 | 1 | 郡部計 | | |
| 転入 | 秋田市 | 3,202 | 2,846 | 356 | 294 | 306 | 253 | 212 | 176 | 105 | 362 | 317 | 442 | 131 | 87 | 161 | 10 | 10 | 5 | 5 | 73 | 12 | 51 | 10 | 197 | 71 | 45 | 43 | 38 | 35 | 35 | 36 | 34 | 2 | | 秋田市 | | |
| | 能代市 | 606 | 423 | 182 | 187 | 10 | 73 | 12 | 8 | 12 | 34 | 14 | 19 | 46 | 3 | 5 | | | 4 | 4 | 160 | 25 | 80 | 55 | 13 | 9 | 3 | 1 | | 5 | 5 | | | | | 1 | 能代市 | |
| | 横手市 | 811 | 691 | 119 | 266 | 14 | 33 | 7 | 139 | 9 | 56 | 8 | 120 | 11 | 9 | 19 | | | 1 | 1 | 8 | | 7 | 1 | 14 | 10 | 1 | 1 | 2 | 38 | 38 | 58 | 46 | 12 | | 1 | 横手市 | |
| | 大館市 | 667 | 599 | 68 | 234 | 69 | 25 | 9 | 13 | 80 | 15 | 11 | 44 | 93 | 1 | 5 | 35 | 35 | 3 | 3 | 11 | 2 | 8 | 1 | 10 | 3 | 2 | 2 | 3 | 6 | 6 | 3 | 3 | | | | 大館市 | |
| | 男鹿市 | 231 | 213 | 18 | 123 | 12 | 1 | 7 | | 2 | 8 | 47 | 4 | 3 | 3 | 3 | | | | | 6 | | 6 | | 12 | 1 | 5 | 2 | 4 | | | | | | | | 男鹿市 | |
| | 湯沢市 | 415 | 329 | 86 | 105 | 8 | 108 | 13 | 5 | | 12 | 26 | 2 | 38 | 2 | 3 | 7 | 2 | 2 | | 3 | 1 | 1 | 1 | 1 | 1 | | | | 2 | 2 | 78 | 75 | 3 | | | 湯沢市 | |
| | 鹿角市 | 192 | 155 | 37 | 56 | 10 | 11 | 42 | | 8 | 5 | 3 | 8 | 8 | 1 | 3 | 30 | 30 | 1 | 1 | | | | | 4 | 3 | | | 1 | 1 | 1 | 1 | 1 | | | | 鹿角市 | |
| | 由利本荘市 | 653 | 627 | 26 | 309 | 20 | 47 | 15 | 13 | 31 | 1 | 7 | 45 | 11 | 123 | 5 | 3 | 3 | | | 3 | | 2 | 1 | 15 | 12 | | 2 | 1 | 2 | 2 | 3 | 2 | 1 | | | 由利本荘市 | |
| | 潟上市 | 558 | 457 | 101 | 288 | 16 | 2 | 16 | 100 | 4 | 7 | 12 | | 5 | 4 | 2 | 1 | | | 1 | 1 | 16 | 5 | 11 | | 80 | 33 | 11 | 24 | 12 | 4 | 4 | | | | | | 潟上市 |
| | 大仙市 | 900 | 750 | 148 | 329 | 22 | 127 | 44 | 10 | 25 | 19 | 43 | 14 | | 9 | 1 | 107 | | | | 5 | | 5 | | 8 | 1 | 4 | | 3 | 127 | 127 | 8 | 8 | | | 2 | 大仙市 | |
| | 北秋田市 | 298 | 278 | 20 | 103 | 31 | 10 | 86 | 6 | 6 | 7 | 6 | 6 | 12 | | 1 | 4 | 1 | 1 | 6 | 6 | 7 | 6 | 1 | | 2 | 1 | | 1 | 1 | 1 | 3 | 3 | | | | | 北秋田市 |
| | にかほ市 | 189 | 185 | 4 | 52 | 3 | 7 | 7 | 3 | 1 | | 95 | 3 | 6 | 4 | | 4 | | | | | | | | | 3 | 2 | | | 1 | 1 | 1 | | | | | | にかほ市 |
| | 仙北市 | 232 | 221 | 11 | 77 | 9 | 21 | 5 | 2 | 3 | 2 | 17 | | 75 | 4 | 6 | | | | 1 | 1 | 2 | 1 | 1 | | | | | | 7 | 7 | 1 | 1 | | | | 仙北市 | |
| | 地 | 鹿角郡 | 54 | 54 | | 2 | 1 | 1 | 23 | | | 24 | 1 | | | | 2 | | | | | | | | | | | | | | | | | | | | | 鹿角郡 |
| 小坂町 | | 54 | 54 | | 2 | 1 | 1 | 23 | | | 24 | 1 | | | | 2 | | | | | | | | | | | | | | | | | | | | | | 小坂町 |
| 北秋田郡 | | 28 | 24 | 4 | 1 | 8 | | 1 | | | | | | 14 | | | | | | | | 4 | 1 | 3 | | | | | | | | | | | | | | 北秋田郡 |
| 上小阿仁村 | | 28 | 24 | 4 | 1 | 8 | | 1 | | | | | | 14 | | | | | | | | 4 | 1 | 3 | | | | | | | | | | | | | | 上小阿仁村 |
| 山本郡 | | 254 | 217 | 37 | 38 | 116 | 5 | 4 | 6 | 4 | 10 | 14 | 8 | 3 | 8 | | 1 | | | | | 12 | 8 | 1 | 3 | 21 | 6 | 8 | 2 | 5 | 1 | 1 | 3 | 3 | | | | 山本郡 |
| 藤里町 | | 26 | 23 | 3 | | 19 | | | | | | | | 1 | 2 | | 1 | | | | | | | | | | | | | | | | 3 | 3 | | | | 藤里町 |
| 三種町 | | 165 | 136 | 29 | 26 | 65 | 2 | 4 | 6 | 2 | 5 | 14 | 8 | 2 | 2 | | | | | | | 9 | 7 | | 2 | 20 | 5 | 8 | 2 | 5 | | | | | | | | 三種町 |
| 八峰町 | | 63 | 58 | 5 | 12 | 32 | 3 | | | 2 | 5 | | | | 4 | | | | | | | 3 | 1 | 1 | | 1 | 1 | | | 1 | 1 | | | | | | | 八峰町 |
| 南秋田郡 | | 340 | 261 | 79 | 129 | 19 | 8 | 13 | 20 | 1 | 2 | 9 | 36 | 13 | 3 | 2 | 6 | | | | | 19 | 2 | 17 | | 53 | 28 | 12 | 9 | 4 | | | 7 | 2 | 5 | | | 南秋田郡 |
| 五城目町 | | 129 | 100 | 29 | 53 | 6 | 3 | 8 | 5 | 1 | | 4 | 14 | | 1 | 1 | 4 | | | | | 7 | | 7 | | 21 | | 9 | 5 | 4 | | | 1 | 1 | | | | 五城目町 |
| 八郎潟町 | | 89 | 62 | 27 | 29 | 12 | 1 | 1 | 3 | | | 1 | 12 | 2 | 1 | | | | | | | 7 | | 7 | | 20 | 14 | | 4 | | | | | | | | | 八郎潟町 |
| 井川町 | | 39 | 30 | 9 | 18 | 1 | 2 | | | | | | 5 | 4 | | | | | | | | 1 | 1 | | | 8 | 7 | 1 | | | | | | | | | | 井川町 |
| 大潟村 | | 83 | 69 | 14 | 29 | | 2 | 4 | 12 | | 2 | 4 | 5 | 7 | 1 | 1 | 2 | | | | | 4 | 1 | 3 | | 4 | 4 | | | | | | 6 | 1 | 5 | | | 大潟村 |
| 仙北郡 | | 215 | 213 | 1 | 18 | | 70 | 5 | 1 | 1 | | 8 | | 99 | | | 11 | 1 | 1 | | | | | | | | | | | | | | | | | | 1 | 仙北郡 |
| 美郷町 | 215 | 213 | 1 | 18 | | 70 | 5 | 1 | 1 | | 8 | | 99 | | | 11 | 1 | 1 | | | | | | | | | | | | | | | | | | 1 | 美郷町 | |
| 雄勝郡 | 128 | 123 | 5 | 22 | 1 | 34 | 2 | | 37 | | 11 | 1 | 11 | | 1 | 3 | | | | | | | | | 1 | | | 1 | 2 | 2 | 2 | 2 | | | | | 雄勝郡 | |
| 羽後町 | 111 | 108 | 3 | 20 | 1 | 29 | 2 | | 35 | | 9 | 1 | 9 | | 2 | | | | | | | | | | 1 | | | 1 | 2 | 2 | | | | | | | 羽後町 | |
| 東成瀬村 | 17 | 15 | 2 | 2 | | 5 | | | 2 | | 2 | | 2 | | 1 | 1 | | | | | | | | | | | | | | | | 2 | 2 | | | | 東成瀬村 | |

《 参 考 資 料 》

【参考資料 目次】

- 1 秋田県及び県内市町村別 総人口の推移
(昭和55年～平成29年 各年10月1日現在) 122
- 2 秋田県及び県内市町村別
人口増減率、自然増減率、社会増減率の推移 (昭和56年～平成29年) 126
- 3 秋田県及び県内市町村別 年齢3区分別人口割合の推移
(昭和55年～平成29年 各年10月1日現在) 134
- 4 月別人口動態の推移 (平成24年10月～平成29年9月) 147
- 5 県内の市町村合併の状況 (平成16年10月1日以降) 148

【参考資料】

1 秋田県及び県内市町村別 総人口の推移（昭和55年～平成29年 各年10月1日現在） その1

注）「※」の年は国勢調査、その他は秋田県年齢別人口流動調査による。

| | 昭和55年※ | 56年 | 57年 | 58年 | 59年 | 60年※ | 61年 | 62年 | 63年 | 平成元年 |
|-------|-----------|-----------|-----------|-----------|-----------|-----------|-----------|-----------|-----------|-----------|
| 県計 | 1,256,745 | 1,257,280 | 1,256,013 | 1,254,040 | 1,252,252 | 1,254,032 | 1,249,014 | 1,243,939 | 1,238,177 | 1,232,789 |
| 市郡部計 | 1,256,745 | 1,257,280 | 1,256,013 | 1,254,040 | 1,252,252 | 1,254,032 | 1,248,944 | 1,244,022 | 1,238,411 | 1,233,123 |
| 市部計 | 668,869 | 671,184 | 672,866 | 674,194 | 675,030 | 675,028 | 673,906 | 671,859 | 669,970 | 668,697 |
| 市部計 | 587,876 | 586,096 | 583,147 | 579,846 | 577,222 | 579,004 | 575,038 | 572,163 | 568,441 | 564,426 |
| 秋田市 | 284,863 | 287,838 | 290,380 | 293,051 | 295,369 | 296,400 | 298,139 | 298,794 | 299,683 | 300,528 |
| 能代市 | 60,674 | 60,542 | 60,473 | 60,060 | 59,780 | 59,170 | 58,696 | 58,147 | 57,602 | 56,931 |
| 横手市 | 43,773 | 43,465 | 43,591 | 43,297 | 43,082 | 43,266 | 43,165 | 42,979 | 42,631 | 42,435 |
| 大館市 | 72,478 | 72,482 | 72,530 | 72,429 | 72,290 | 71,794 | 70,855 | 69,949 | 69,431 | 69,032 |
| 本荘市 | 42,962 | 43,299 | 43,589 | 43,929 | 44,174 | 44,326 | 44,516 | 44,683 | 44,698 | 44,785 |
| 男鹿市 | 38,940 | 38,547 | 38,046 | 37,601 | 37,080 | 36,949 | 36,529 | 35,909 | 35,267 | 34,960 |
| 湯沢市 | 37,800 | 37,642 | 37,420 | 37,359 | 37,135 | 37,079 | 36,938 | 36,780 | 36,691 | 36,651 |
| 大曲市 | 41,764 | 41,931 | 41,689 | 41,662 | 41,516 | 41,545 | 41,231 | 41,220 | 40,983 | 40,709 |
| 鹿角市 | 45,615 | 45,438 | 45,148 | 44,806 | 44,604 | 44,499 | 43,837 | 43,398 | 42,984 | 42,666 |
| 鹿角郡 | 10,526 | 10,229 | 9,994 | 9,775 | 9,622 | 9,728 | 9,378 | 9,070 | 8,770 | 8,461 |
| 小坂町 | 10,526 | 10,229 | 9,994 | 9,775 | 9,622 | 9,728 | 9,378 | 9,070 | 8,770 | 8,461 |
| 北秋田郡 | 78,613 | 78,006 | 77,281 | 76,670 | 76,210 | 76,204 | 75,466 | 74,762 | 73,977 | 73,109 |
| 鷹巣町 | 25,065 | 25,055 | 24,871 | 24,798 | 24,664 | 24,624 | 24,455 | 24,334 | 24,054 | 23,876 |
| 比内町 | 13,992 | 13,963 | 13,899 | 13,816 | 13,785 | 13,683 | 13,598 | 13,508 | 13,342 | 13,199 |
| 森町 | 10,282 | 10,129 | 9,926 | 9,852 | 9,779 | 9,827 | 9,680 | 9,503 | 9,461 | 9,231 |
| 阿仁町 | 6,276 | 6,117 | 5,976 | 5,845 | 5,751 | 5,596 | 5,480 | 5,371 | 5,243 | 5,129 |
| 田代町 | 9,059 | 9,059 | 8,999 | 8,976 | 9,011 | 9,049 | 8,909 | 8,840 | 8,786 | 8,773 |
| 合川町 | 9,587 | 9,424 | 9,401 | 9,268 | 9,181 | 9,309 | 9,275 | 9,226 | 9,161 | 9,038 |
| 上小阿仁村 | 4,352 | 4,259 | 4,209 | 4,115 | 4,039 | 4,116 | 4,069 | 3,980 | 3,930 | 3,863 |
| 山本郡 | 58,918 | 58,531 | 58,004 | 57,307 | 56,694 | 56,501 | 55,777 | 55,126 | 54,519 | 53,908 |
| 琴丘町 | 7,554 | 7,515 | 7,441 | 7,406 | 7,295 | 7,195 | 7,136 | 7,005 | 6,927 | 6,913 |
| 二ツ井町 | 15,354 | 15,197 | 15,034 | 14,767 | 14,644 | 14,479 | 14,281 | 14,069 | 13,867 | 13,645 |
| 八森町 | 5,717 | 5,639 | 5,555 | 5,470 | 5,357 | 5,386 | 5,379 | 5,321 | 5,256 | 5,218 |
| 山本町 | 10,117 | 10,108 | 10,011 | 9,912 | 9,812 | 9,854 | 9,729 | 9,681 | 9,550 | 9,417 |
| 八竜町 | 8,418 | 8,391 | 8,351 | 8,207 | 8,155 | 8,205 | 8,103 | 8,048 | 7,983 | 7,885 |
| 藤里町 | 5,837 | 5,766 | 5,720 | 5,701 | 5,655 | 5,616 | 5,508 | 5,405 | 5,390 | 5,316 |
| 峰浜村 | 5,921 | 5,915 | 5,892 | 5,844 | 5,776 | 5,766 | 5,641 | 5,597 | 5,546 | 5,514 |
| 南秋田郡 | 75,679 | 75,635 | 75,519 | 75,243 | 74,938 | 75,280 | 74,897 | 74,634 | 74,410 | 73,937 |
| 五城目町 | 15,953 | 15,758 | 15,484 | 15,333 | 15,134 | 15,047 | 14,805 | 14,612 | 14,432 | 14,241 |
| 昭和町 | 9,945 | 9,922 | 9,923 | 9,809 | 9,736 | 9,769 | 9,736 | 9,720 | 9,625 | 9,524 |
| 八郎潟町 | 8,228 | 8,233 | 8,213 | 8,197 | 8,148 | 8,239 | 8,247 | 8,211 | 8,235 | 8,170 |
| 飯田川町 | 5,622 | 5,624 | 5,593 | 5,499 | 5,430 | 5,343 | 5,356 | 5,309 | 5,258 | 5,207 |
| 天王町 | 17,328 | 17,624 | 17,986 | 18,156 | 18,423 | 18,370 | 18,379 | 18,530 | 18,643 | 18,809 |
| 井川町 | 6,380 | 6,342 | 6,303 | 6,295 | 6,224 | 6,316 | 6,322 | 6,299 | 6,263 | 6,246 |
| 若美町 | 8,889 | 8,794 | 8,676 | 8,648 | 8,573 | 8,942 | 8,854 | 8,741 | 8,708 | 8,561 |
| 大潟村 | 3,334 | 3,338 | 3,341 | 3,306 | 3,270 | 3,254 | 3,198 | 3,212 | 3,246 | 3,179 |
| 河辺郡 | 19,960 | 19,925 | 19,832 | 19,811 | 19,771 | 20,150 | 20,085 | 20,235 | 20,127 | 20,007 |
| 河辺町 | 11,401 | 11,373 | 11,315 | 11,294 | 11,294 | 11,432 | 11,360 | 11,331 | 11,236 | 11,150 |
| 雄和町 | 8,559 | 8,552 | 8,517 | 8,517 | 8,477 | 8,718 | 8,725 | 8,904 | 8,891 | 8,857 |
| 由利郡 | 84,214 | 84,148 | 84,109 | 83,770 | 83,810 | 84,296 | 83,879 | 83,813 | 83,479 | 83,392 |
| 仁賀保町 | 11,893 | 12,101 | 12,156 | 12,188 | 12,214 | 12,294 | 12,228 | 12,222 | 12,221 | 12,246 |
| 金浦町 | 5,465 | 5,491 | 5,465 | 5,419 | 5,463 | 5,449 | 5,415 | 5,398 | 5,404 | 5,398 |
| 象潟町 | 14,070 | 14,060 | 14,195 | 14,209 | 14,232 | 14,290 | 14,266 | 14,327 | 14,262 | 14,294 |
| 矢島町 | 7,505 | 7,442 | 7,436 | 7,411 | 7,379 | 7,329 | 7,292 | 7,277 | 7,246 | 7,221 |
| 岩城町 | 6,320 | 6,331 | 6,315 | 6,207 | 6,212 | 6,288 | 6,216 | 6,219 | 6,249 | 6,294 |
| 由利町 | 6,949 | 6,945 | 6,923 | 6,934 | 6,954 | 6,994 | 6,957 | 6,948 | 6,913 | 6,897 |
| 西目町 | 6,711 | 6,730 | 6,769 | 6,813 | 6,865 | 6,922 | 6,955 | 6,982 | 6,961 | 6,948 |
| 鳥海町 | 8,563 | 8,442 | 8,362 | 8,248 | 8,196 | 8,287 | 8,205 | 8,149 | 8,068 | 8,069 |
| 東由利町 | 6,022 | 5,979 | 5,952 | 5,864 | 5,827 | 5,853 | 5,825 | 5,770 | 5,697 | 5,614 |
| 大内町 | 10,716 | 10,627 | 10,536 | 10,477 | 10,468 | 10,590 | 10,520 | 10,521 | 10,458 | 10,411 |
| 仙北郡 | 130,118 | 130,151 | 129,587 | 129,070 | 128,595 | 129,087 | 128,489 | 128,023 | 127,299 | 126,551 |
| 神岡町 | 6,648 | 6,623 | 6,547 | 6,480 | 6,443 | 6,498 | 6,534 | 6,519 | 6,502 | 6,476 |
| 西仙北町 | 12,767 | 12,696 | 12,600 | 12,515 | 12,480 | 12,440 | 12,334 | 12,286 | 12,201 | 12,122 |
| 角館町 | 16,906 | 16,946 | 16,876 | 16,825 | 16,738 | 16,644 | 16,481 | 16,454 | 16,350 | 16,219 |
| 六郷町 | 8,029 | 7,995 | 7,950 | 7,971 | 7,989 | 8,016 | 7,959 | 7,945 | 7,895 | 7,860 |
| 中仙町 | 13,105 | 13,098 | 13,066 | 13,021 | 12,921 | 12,930 | 12,905 | 12,848 | 12,832 | 12,771 |
| 田沢湖町 | 15,206 | 15,232 | 15,167 | 15,035 | 14,979 | 14,891 | 14,769 | 14,674 | 14,512 | 14,347 |
| 協和町 | 10,182 | 10,154 | 10,107 | 10,089 | 10,013 | 10,348 | 10,237 | 10,194 | 10,126 | 10,082 |
| 南外村 | 5,235 | 5,231 | 5,241 | 5,202 | 5,149 | 5,248 | 5,204 | 5,166 | 5,141 | 5,134 |
| 仙北町 | 8,319 | 8,364 | 8,318 | 8,359 | 8,381 | 8,452 | 8,479 | 8,455 | 8,451 | 8,440 |
| 西木村 | 6,986 | 7,001 | 6,964 | 6,892 | 6,817 | 6,813 | 6,768 | 6,696 | 6,644 | 6,565 |
| 太田町 | 8,408 | 8,442 | 8,381 | 8,339 | 8,399 | 8,465 | 8,455 | 8,412 | 8,388 | 8,335 |
| 千畑町 | 9,242 | 9,282 | 9,245 | 9,267 | 9,239 | 9,227 | 9,232 | 9,281 | 9,215 | 9,185 |
| 仙南村 | 9,085 | 9,087 | 9,125 | 9,075 | 9,047 | 9,115 | 9,132 | 9,093 | 9,042 | 9,015 |
| 平鹿郡 | 76,706 | 76,569 | 76,245 | 76,012 | 75,676 | 75,822 | 75,412 | 75,023 | 74,700 | 74,219 |
| 増田町 | 10,338 | 10,301 | 10,185 | 10,181 | 10,109 | 10,153 | 10,086 | 10,072 | 9,971 | 9,901 |
| 鹿町 | 16,963 | 16,910 | 16,897 | 16,854 | 16,720 | 16,683 | 16,614 | 16,539 | 16,450 | 16,317 |
| 雄物川町 | 13,050 | 13,036 | 13,006 | 12,911 | 12,852 | 12,941 | 12,830 | 12,715 | 12,690 | 12,590 |
| 大森町 | 8,734 | 8,737 | 8,717 | 8,760 | 8,712 | 8,709 | 8,668 | 8,617 | 8,612 | 8,630 |
| 十文字町 | 15,649 | 15,587 | 15,495 | 15,431 | 15,455 | 15,536 | 15,506 | 15,446 | 15,383 | 15,248 |
| 山内村 | 5,467 | 5,471 | 5,416 | 5,348 | 5,297 | 5,301 | 5,221 | 5,183 | 5,153 | 5,154 |
| 大雄村 | 6,505 | 6,527 | 6,529 | 6,527 | 6,531 | 6,499 | 6,487 | 6,451 | 6,441 | 6,379 |
| 雄勝郡 | 53,142 | 52,902 | 52,576 | 52,188 | 51,906 | 51,936 | 51,655 | 51,477 | 51,160 | 50,842 |
| 稲川町 | 12,399 | 12,411 | 12,297 | 12,205 | 12,125 | 12,087 | 12,053 | 11,998 | 11,894 | 11,834 |
| 雄勝町 | 11,812 | 11,680 | 11,679 | 11,500 | 11,377 | 11,353 | 11,243 | 11,178 | 11,081 | 11,003 |
| 羽後町 | 21,399 | 21,279 | 21,093 | 21,049 | 21,036 | 21,248 | 21,173 | 21,157 | 21,044 | 20,919 |
| 東成瀬村 | 4,011 | 3,977 | 3,956 | 3,926 | 3,895 | 3,818 | 3,807 | 3,789 | 3,804 | 3,778 |
| 皆瀬村 | 3,521 | 3,555 | 3,551 | 3,508 | 3,473 | 3,430 | 3,379 | 3,355 | 3,337 | 3,308 |

(単位：人)

| | 平成2年※ | 3年 | 4年 | 5年 | 6年 | 7年※ | 8年 | 9年 | 10年 | 11年 |
|-------|-----------|-----------|-----------|-----------|-----------|-----------|-----------|-----------|-----------|-----------|
| 県計 | 1,227,478 | 1,223,138 | 1,219,357 | 1,216,839 | 1,215,075 | 1,213,667 | 1,210,320 | 1,205,759 | 1,201,178 | 1,196,054 |
| 市郡計 | 1,227,478 | 1,223,269 | 1,219,476 | 1,216,965 | 1,215,251 | 1,213,667 | 1,210,260 | 1,205,724 | 1,201,069 | 1,195,896 |
| 市部計 | 666,874 | 666,428 | 666,903 | 667,786 | 669,161 | 670,554 | 670,847 | 670,287 | 669,552 | 668,937 |
| 市部計 | 560,604 | 556,841 | 552,573 | 549,179 | 546,090 | 543,113 | 539,413 | 535,437 | 531,517 | 526,959 |
| 秋田市 | 302,362 | 303,805 | 305,726 | 307,862 | 310,219 | 311,948 | 313,289 | 314,440 | 315,463 | 316,444 |
| 能代市 | 55,915 | 55,725 | 55,633 | 55,415 | 55,164 | 55,009 | 54,783 | 54,486 | 54,303 | 53,799 |
| 横手市 | 42,294 | 42,213 | 41,980 | 41,926 | 41,878 | 41,462 | 41,124 | 41,006 | 40,904 | 40,754 |
| 大館市 | 68,195 | 67,742 | 67,420 | 67,309 | 67,250 | 67,214 | 67,256 | 67,144 | 66,929 | 66,579 |
| 本荘市 | 44,442 | 44,386 | 44,540 | 44,543 | 44,647 | 45,108 | 45,155 | 45,205 | 45,140 | 45,472 |
| 男鹿市 | 34,291 | 33,848 | 33,373 | 32,877 | 32,397 | 32,484 | 32,040 | 31,560 | 31,177 | 30,893 |
| 湯沢市 | 36,539 | 36,505 | 36,431 | 36,361 | 36,329 | 36,223 | 36,224 | 35,944 | 35,678 | 35,549 |
| 大曲市 | 40,429 | 40,225 | 40,080 | 39,960 | 39,902 | 39,922 | 39,960 | 39,921 | 39,779 | 39,624 |
| 鹿角市 | 42,407 | 41,979 | 41,720 | 41,533 | 41,375 | 41,184 | 41,016 | 40,581 | 40,179 | 39,823 |
| 鹿角郡 | 8,035 | 7,951 | 7,911 | 7,830 | 7,732 | 7,703 | 7,649 | 7,520 | 7,433 | 7,321 |
| 小坂町 | 8,035 | 7,951 | 7,911 | 7,830 | 7,732 | 7,703 | 7,649 | 7,520 | 7,433 | 7,321 |
| 北秋田郡 | 72,309 | 71,662 | 70,877 | 70,199 | 69,721 | 69,364 | 68,598 | 67,975 | 67,205 | 66,533 |
| 鷹巣町 | 23,628 | 23,439 | 23,352 | 23,219 | 23,078 | 23,034 | 22,851 | 22,686 | 22,549 | 22,501 |
| 比内町 | 13,200 | 13,077 | 12,969 | 12,833 | 12,735 | 12,713 | 12,550 | 12,451 | 12,265 | 12,136 |
| 森町 | 8,952 | 8,812 | 8,514 | 8,380 | 8,289 | 8,359 | 8,267 | 8,125 | 7,981 | 7,880 |
| 阿仁町 | 5,112 | 5,047 | 4,970 | 4,856 | 4,815 | 4,855 | 4,768 | 4,718 | 4,657 | 4,563 |
| 田代町 | 8,703 | 8,660 | 8,572 | 8,472 | 8,415 | 8,304 | 8,171 | 8,130 | 8,019 | 7,886 |
| 合川町 | 8,968 | 8,863 | 8,791 | 8,791 | 8,750 | 8,546 | 8,508 | 8,400 | 8,300 | 8,180 |
| 上小阿仁村 | 3,746 | 3,764 | 3,709 | 3,648 | 3,639 | 3,553 | 3,483 | 3,465 | 3,434 | 3,387 |
| 山本郡 | 53,720 | 53,134 | 52,553 | 52,022 | 51,576 | 51,315 | 50,832 | 50,262 | 49,638 | 49,071 |
| 琴丘町 | 6,868 | 6,788 | 6,707 | 6,670 | 6,587 | 6,604 | 6,495 | 6,443 | 6,336 | 6,262 |
| 二ツ井町 | 13,601 | 13,424 | 13,279 | 13,123 | 12,945 | 12,807 | 12,707 | 12,484 | 12,313 | 12,124 |
| 八森町 | 5,215 | 5,189 | 5,127 | 5,037 | 5,026 | 4,920 | 4,855 | 4,793 | 4,730 | 4,659 |
| 山本町 | 9,332 | 9,251 | 9,158 | 9,046 | 9,021 | 9,003 | 8,916 | 8,829 | 8,695 | 8,630 |
| 八竜町 | 7,951 | 7,854 | 7,774 | 7,743 | 7,755 | 7,739 | 7,677 | 7,646 | 7,639 | 7,552 |
| 藤浜村 | 5,291 | 5,231 | 5,159 | 5,078 | 5,015 | 5,024 | 4,970 | 4,909 | 4,842 | 4,789 |
| 峰村 | 5,462 | 5,397 | 5,349 | 5,325 | 5,227 | 5,218 | 5,212 | 5,158 | 5,083 | 5,055 |
| 南秋田郡 | 73,795 | 73,426 | 73,163 | 73,199 | 73,173 | 73,351 | 73,443 | 73,366 | 73,272 | 72,977 |
| 五城目町 | 14,161 | 13,924 | 13,741 | 13,599 | 13,410 | 13,371 | 13,195 | 12,950 | 12,792 | 12,677 |
| 昭和町 | 9,393 | 9,378 | 9,307 | 9,312 | 9,270 | 9,220 | 9,183 | 9,130 | 9,038 | 8,988 |
| 八郎潟町 | 8,152 | 8,080 | 7,963 | 7,895 | 7,759 | 7,768 | 7,753 | 7,710 | 7,721 | 7,666 |
| 飯田川町 | 5,169 | 5,116 | 5,128 | 5,078 | 5,081 | 5,002 | 5,050 | 5,083 | 5,090 | 5,026 |
| 天王川町 | 18,908 | 19,035 | 19,236 | 19,574 | 19,987 | 20,438 | 20,750 | 21,125 | 21,303 | 21,463 |
| 大井町 | 6,294 | 6,264 | 6,204 | 6,234 | 6,183 | 6,208 | 6,163 | 6,109 | 6,114 | 6,094 |
| 若美町 | 8,432 | 8,322 | 8,253 | 8,155 | 8,114 | 8,033 | 7,993 | 7,918 | 7,888 | 7,767 |
| 大湯村 | 3,286 | 3,307 | 3,331 | 3,352 | 3,369 | 3,311 | 3,356 | 3,341 | 3,326 | 3,296 |
| 河辺郡 | 20,336 | 20,292 | 20,155 | 20,027 | 19,911 | 19,649 | 19,647 | 19,441 | 19,381 | 19,221 |
| 河辺町 | 11,152 | 11,067 | 11,030 | 10,955 | 10,886 | 10,906 | 10,932 | 10,819 | 10,787 | 10,726 |
| 雄和町 | 9,184 | 9,225 | 9,125 | 9,072 | 9,025 | 8,743 | 8,715 | 8,622 | 8,594 | 8,495 |
| 由利郡 | 82,885 | 82,613 | 82,094 | 81,561 | 81,041 | 80,638 | 80,000 | 79,423 | 78,837 | 78,137 |
| 仁賀保町 | 12,227 | 12,274 | 12,275 | 12,168 | 12,085 | 12,106 | 12,072 | 12,085 | 12,056 | 12,026 |
| 金浦町 | 5,408 | 5,374 | 5,370 | 5,349 | 5,372 | 5,350 | 5,295 | 5,217 | 5,180 | 5,138 |
| 象潟町 | 14,203 | 14,114 | 14,024 | 13,998 | 13,912 | 13,880 | 13,736 | 13,677 | 13,619 | 13,428 |
| 矢島町 | 7,143 | 7,085 | 7,001 | 6,930 | 6,830 | 6,741 | 6,615 | 6,568 | 6,510 | 6,380 |
| 岩城町 | 6,379 | 6,458 | 6,526 | 6,598 | 6,652 | 6,665 | 6,668 | 6,613 | 6,558 | 6,529 |
| 由利町 | 6,798 | 6,774 | 6,689 | 6,628 | 6,560 | 6,514 | 6,490 | 6,433 | 6,370 | 6,305 |
| 西目町 | 6,856 | 6,827 | 6,819 | 6,756 | 6,756 | 6,693 | 6,679 | 6,665 | 6,628 | 6,581 |
| 鳥海町 | 7,952 | 7,862 | 7,734 | 7,623 | 7,539 | 7,364 | 7,258 | 7,136 | 7,049 | 6,937 |
| 東由利町 | 5,547 | 5,504 | 5,421 | 5,327 | 5,262 | 5,252 | 5,165 | 5,100 | 5,009 | 4,936 |
| 大内町 | 10,372 | 10,341 | 10,235 | 10,184 | 10,073 | 10,073 | 10,022 | 9,929 | 9,858 | 9,877 |
| 仙北郡 | 125,419 | 124,459 | 123,397 | 122,532 | 121,935 | 121,134 | 120,171 | 119,251 | 118,529 | 117,620 |
| 神岡町 | 6,438 | 6,449 | 6,372 | 6,350 | 6,330 | 6,346 | 6,309 | 6,324 | 6,293 | 6,281 |
| 西仙北町 | 12,140 | 12,003 | 11,918 | 11,846 | 11,774 | 11,554 | 11,443 | 11,294 | 11,235 | 11,104 |
| 角館町 | 15,846 | 15,661 | 15,544 | 15,386 | 15,293 | 15,224 | 15,127 | 14,979 | 14,935 | 14,831 |
| 六郷町 | 7,803 | 7,784 | 7,674 | 7,625 | 7,606 | 7,489 | 7,414 | 7,337 | 7,307 | 7,258 |
| 中仙町 | 12,745 | 12,593 | 12,490 | 12,338 | 12,338 | 12,177 | 12,126 | 12,041 | 11,954 | 11,870 |
| 田沢湖町 | 13,920 | 13,767 | 13,660 | 13,609 | 13,542 | 13,447 | 13,308 | 13,164 | 13,080 | 12,963 |
| 協和町 | 10,013 | 9,954 | 9,839 | 9,726 | 9,619 | 9,615 | 9,486 | 9,441 | 9,398 | 9,312 |
| 南外村 | 5,136 | 5,126 | 5,079 | 5,046 | 5,020 | 4,990 | 4,961 | 4,921 | 4,899 | 4,836 |
| 仙北町 | 8,357 | 8,328 | 8,286 | 8,225 | 8,180 | 8,122 | 8,147 | 8,069 | 8,018 | 8,049 |
| 西木村 | 6,531 | 6,458 | 6,363 | 6,307 | 6,245 | 6,274 | 6,175 | 6,128 | 6,035 | 5,959 |
| 太田町 | 8,306 | 8,209 | 8,158 | 8,136 | 8,140 | 8,153 | 8,081 | 8,071 | 8,010 | 7,917 |
| 千畑町 | 9,166 | 9,133 | 9,089 | 9,018 | 8,960 | 8,940 | 8,849 | 8,799 | 8,776 | 8,694 |
| 仙南村 | 9,018 | 8,994 | 8,925 | 8,878 | 8,888 | 8,803 | 8,745 | 8,683 | 8,589 | 8,546 |
| 平鹿郡 | 73,467 | 73,063 | 72,565 | 72,289 | 71,857 | 71,138 | 70,738 | 70,309 | 69,718 | 69,156 |
| 増田町 | 9,869 | 9,797 | 9,761 | 9,690 | 9,613 | 9,516 | 9,423 | 9,298 | 9,153 | 9,108 |
| 平鹿町 | 16,119 | 16,059 | 15,919 | 15,835 | 15,684 | 15,545 | 15,421 | 15,398 | 15,332 | 15,229 |
| 雄物川町 | 12,470 | 12,452 | 12,311 | 12,276 | 12,227 | 12,054 | 11,944 | 11,815 | 11,693 | 11,539 |
| 大森町 | 8,644 | 8,580 | 8,561 | 8,528 | 8,456 | 8,371 | 8,349 | 8,315 | 8,203 | 8,131 |
| 十文字町 | 14,965 | 14,876 | 14,804 | 14,800 | 14,773 | 14,703 | 14,731 | 14,697 | 14,605 | 14,551 |
| 山内村 | 5,129 | 5,056 | 5,021 | 4,960 | 4,930 | 4,841 | 4,803 | 4,760 | 4,753 | 4,690 |
| 大雄村 | 6,271 | 6,243 | 6,188 | 6,200 | 6,174 | 6,108 | 6,067 | 6,026 | 5,979 | 5,908 |
| 雄勝郡 | 50,638 | 50,241 | 49,858 | 49,520 | 49,144 | 48,821 | 48,335 | 47,890 | 47,504 | 46,923 |
| 稲川町 | 11,774 | 11,679 | 11,619 | 11,574 | 11,499 | 11,419 | 11,309 | 11,216 | 11,135 | 11,019 |
| 雄勝町 | 10,976 | 10,910 | 10,692 | 10,544 | 10,426 | 10,344 | 10,244 | 10,098 | 9,900 | 9,755 |
| 羽後町 | 20,906 | 20,737 | 20,704 | 20,581 | 20,457 | 20,307 | 20,119 | 19,918 | 19,876 | 19,652 |
| 東成瀬村 | 3,734 | 3,695 | 3,634 | 3,605 | 3,579 | 3,568 | 3,516 | 3,476 | 3,432 | 3,405 |
| 皆瀬村 | 3,248 | 3,220 | 3,209 | 3,216 | 3,183 | 3,183 | 3,147 | 3,182 | 3,161 | 3,092 |

1 秋田県及び県内市町村別 総人口の推移（昭和55年～平成29年 各年10月1日現在） その2

注）「※」の年は国勢調査、その他は秋田県年齢別人口流動調査による。

| | | 平成12年※ | 13年 | 14年 | 15年 | 16年 | | | 17年※ | | | 18年 |
|------|---|-----------|-----------|-----------|-----------|-----------|-------|---|-----------|-------|---|-----------|
| 県 | 計 | 1,189,279 | 1,183,380 | 1,175,910 | 1,167,365 | 1,159,229 | 県 | 計 | 1,145,501 | 県 | 計 | 1,134,036 |
| 市 | 郡 | 1,189,279 | 1,183,356 | 1,175,855 | 1,167,282 | 1,159,139 | 市 | 郡 | 1,145,501 | 市 | 郡 | 1,134,033 |
| 市 | 部 | 667,620 | 666,411 | 664,098 | 661,151 | 658,679 | 市 | 部 | 1,018,258 | 市 | 部 | 1,020,012 |
| 郡 | 部 | 521,659 | 516,945 | 511,757 | 506,131 | 500,460 | 郡 | 部 | 127,243 | 郡 | 部 | 114,021 |
| 秋田 | 市 | 317,625 | 318,328 | 318,658 | 318,046 | 318,017 | 秋田 | 市 | 333,109 | 秋田 | 市 | 331,834 |
| 能代 | 市 | 53,266 | 53,019 | 52,593 | 52,343 | 51,996 | 能代 | 市 | 51,703 | 能代 | 市 | 62,287 |
| 横手 | 市 | 40,521 | 40,311 | 39,907 | 39,823 | 39,770 | 横手 | 市 | 103,652 | 横手 | 市 | 102,548 |
| 大館 | 市 | 66,293 | 65,918 | 65,477 | 64,996 | 64,461 | 大館 | 市 | 82,504 | 大館 | 市 | 81,714 |
| 本荘 | 市 | 45,724 | 45,815 | 45,757 | 45,548 | 45,533 | 本荘 | 市 | 35,637 | 本荘 | 市 | 34,968 |
| 男鹿 | 市 | 30,469 | 30,046 | 29,636 | 29,197 | 28,794 | 男鹿 | 市 | 55,290 | 男鹿 | 市 | 54,489 |
| 湯沢 | 市 | 34,963 | 34,748 | 34,452 | 34,216 | 33,859 | 湯沢 | 市 | 36,753 | 湯沢 | 市 | 36,160 |
| 鹿角 | 市 | 39,615 | 39,404 | 39,180 | 39,056 | 38,799 | 鹿角 | 市 | 89,555 | 鹿角 | 市 | 88,594 |
| 大曲 | 市 | 39,144 | 38,822 | 38,438 | 37,926 | 37,450 | 大曲 | 市 | 89,555 | 大曲 | 市 | 88,594 |
| | | | | | | | 湯上 | 市 | 35,814 | 湯上 | 市 | 35,560 |
| | | | | | | | 大仙 | 市 | 93,352 | 大仙 | 市 | 92,295 |
| | | | | | | | 北秋田 | 市 | 40,049 | 北秋田 | 市 | 39,441 |
| | | | | | | | にかほ | 市 | 28,972 | にかほ | 市 | 28,699 |
| | | | | | | | 仙北 | 市 | 31,868 | 仙北 | 市 | 31,423 |
| 鹿角 | 郡 | 7,171 | 7,064 | 6,957 | 6,851 | 6,768 | 鹿角 | 郡 | 6,824 | 鹿角 | 郡 | 6,670 |
| 小坂 | 町 | 7,171 | 7,064 | 6,957 | 6,851 | 6,768 | 小坂 | 町 | 6,824 | 小坂 | 町 | 6,670 |
| 北秋田 | 郡 | 65,414 | 64,787 | 64,105 | 63,280 | 62,379 | 北秋田 | 郡 | 3,107 | 北秋田 | 郡 | 3,023 |
| 鷹巣 | 町 | 21,818 | 21,661 | 21,522 | 21,205 | 20,888 | 上小阿仁村 | | 3,107 | 上小阿仁村 | | 3,023 |
| 比内 | 町 | 12,095 | 12,008 | 11,910 | 11,804 | 11,634 | | | | | | |
| 森吉 | 町 | 7,806 | 7,707 | 7,649 | 7,554 | 7,457 | | | | | | |
| 阿仁 | 町 | 4,443 | 4,363 | 4,253 | 4,152 | 4,058 | | | | | | |
| 阿代 | 町 | 7,900 | 7,830 | 7,723 | 7,669 | 7,572 | | | | | | |
| 川合 | 町 | 7,983 | 7,904 | 7,768 | 7,702 | 7,648 | | | | | | |
| 上小阿仁 | 村 | 3,369 | 3,314 | 3,280 | 3,194 | 3,122 | | | | | | |
| 山本 | 郡 | 48,489 | 47,793 | 47,169 | 46,509 | 45,823 | 山本 | 郡 | 44,953 | 山本 | 郡 | 33,112 |
| 琴丘 | 町 | 6,174 | 6,067 | 5,971 | 5,907 | 5,784 | 琴丘 | 町 | 5,769 | 藤里 | 町 | 4,242 |
| 二ツ井 | 町 | 11,971 | 11,806 | 11,674 | 11,512 | 11,357 | 二ツ井 | 町 | 11,155 | 三種 | 町 | 20,046 |
| 八森 | 町 | 4,726 | 4,653 | 4,631 | 4,549 | 4,460 | 八森 | 町 | 4,402 | 八峰 | 町 | 8,824 |
| 山本 | 町 | 8,524 | 8,407 | 8,293 | 8,133 | 7,997 | 山本 | 町 | 7,708 | | | |
| 八竜 | 町 | 7,414 | 7,324 | 7,269 | 7,197 | 7,137 | 八竜 | 町 | 6,961 | | | |
| 藤里 | 町 | 4,708 | 4,647 | 4,553 | 4,488 | 4,435 | 藤里 | 町 | 4,348 | | | |
| 峰浜 | 村 | 4,972 | 4,889 | 4,778 | 4,723 | 4,653 | 峰浜 | 村 | 4,610 | | | |
| 南秋田 | 郡 | 72,716 | 72,659 | 72,192 | 71,710 | 71,266 | 南秋田 | 郡 | 27,874 | 南秋田 | 郡 | 27,434 |
| 五城目 | 町 | 12,372 | 12,265 | 12,086 | 11,852 | 11,701 | 五城目 | 町 | 11,678 | 五城目 | 町 | 11,418 |
| 昭和 | 町 | 8,997 | 8,969 | 8,813 | 8,765 | 8,642 | 昭和 | 町 | 7,093 | 八郎潟 | 町 | 6,996 |
| 八郎潟 | 町 | 7,533 | 7,495 | 7,401 | 7,282 | 7,206 | 八郎潟 | 町 | 7,093 | 八郎潟 | 町 | 6,996 |
| 飯田川 | 町 | 5,027 | 5,048 | 5,012 | 4,957 | 4,932 | 飯田川 | 町 | 5,847 | 井川 | 町 | 5,802 |
| 天 | 町 | 21,687 | 21,875 | 21,961 | 22,079 | 22,142 | 大潟 | 村 | 3,256 | 大潟 | 村 | 3,218 |
| 井川 | 町 | 6,116 | 6,092 | 6,062 | 6,051 | 6,000 | | | | | | |
| 若美 | 町 | 7,661 | 7,553 | 7,479 | 7,368 | 7,254 | | | | | | |
| 大潟 | 村 | 3,323 | 3,362 | 3,378 | 3,356 | 3,389 | | | | | | |
| 河辺 | 郡 | 19,021 | 18,811 | 18,588 | 18,278 | 18,226 | | | | | | |
| 河辺 | 町 | 10,669 | 10,623 | 10,507 | 10,428 | 10,335 | | | | | | |
| 雄和 | 町 | 8,352 | 8,188 | 8,081 | 7,850 | 7,891 | | | | | | |
| 由利 | 郡 | 77,466 | 76,767 | 76,045 | 75,349 | 74,416 | | | | | | |
| 仁賀保 | 町 | 11,951 | 11,901 | 11,889 | 11,796 | 11,681 | | | | | | |
| 金浦 | 町 | 5,108 | 5,110 | 5,049 | 5,049 | 5,004 | | | | | | |
| 象潟 | 町 | 13,288 | 13,160 | 13,003 | 12,968 | 12,819 | | | | | | |
| 矢島 | 町 | 6,246 | 6,138 | 6,067 | 5,968 | 5,858 | | | | | | |
| 岩城 | 町 | 6,582 | 6,570 | 6,487 | 6,453 | 6,396 | | | | | | |
| 由利 | 町 | 6,209 | 6,136 | 6,049 | 5,959 | 5,846 | | | | | | |
| 西目 | 町 | 6,615 | 6,590 | 6,662 | 6,662 | 6,685 | | | | | | |
| 鳥海 | 町 | 6,813 | 6,702 | 6,596 | 6,460 | 6,307 | | | | | | |
| 東由利 | 町 | 4,860 | 4,777 | 4,666 | 4,580 | 4,514 | | | | | | |
| 大内 | 町 | 9,794 | 9,683 | 9,577 | 9,454 | 9,306 | | | | | | |
| 仙北 | 郡 | 116,483 | 115,323 | 114,261 | 113,084 | 111,914 | 仙北 | 郡 | 23,038 | 仙北 | 郡 | 22,760 |
| 神岡 | 町 | 6,209 | 6,109 | 6,063 | 5,982 | 5,928 | 美郷 | 町 | 23,038 | 美郷 | 町 | 22,760 |
| 西仙北 | 町 | 10,897 | 10,673 | 10,569 | 10,434 | 10,279 | | | | | | |
| 角館 | 町 | 14,676 | 14,507 | 14,312 | 14,235 | 14,125 | | | | | | |
| 六郷 | 町 | 7,286 | 7,241 | 7,185 | 7,109 | 7,014 | | | | | | |
| 中仙 | 町 | 11,870 | 11,744 | 11,668 | 11,527 | 11,420 | | | | | | |
| 田沢 | 町 | 12,899 | 12,799 | 12,681 | 12,521 | 12,427 | | | | | | |
| 協和 | 町 | 9,307 | 9,207 | 9,126 | 9,027 | 8,905 | | | | | | |
| 南外 | 村 | 4,721 | 4,680 | 4,626 | 4,579 | 4,512 | | | | | | |
| 仙北 | 町 | 7,905 | 7,892 | 7,882 | 7,848 | 7,789 | | | | | | |
| 西木 | 村 | 5,990 | 5,936 | 5,930 | 5,848 | 5,777 | | | | | | |
| 太田 | 村 | 7,802 | 7,755 | 7,632 | 7,523 | 7,475 | | | | | | |
| 千畑 | 町 | 8,540 | 8,465 | 8,372 | 8,324 | 8,233 | | | | | | |
| 仙南 | 村 | 8,381 | 8,315 | 8,215 | 8,127 | 8,030 | | | | | | |
| 平鹿 | 郡 | 68,483 | 67,893 | 67,132 | 66,449 | 65,709 | | | | | | |
| 増田 | 町 | 9,099 | 9,037 | 8,878 | 8,762 | 8,688 | | | | | | |
| 平鹿 | 町 | 14,941 | 14,792 | 14,672 | 14,490 | 14,353 | | | | | | |
| 雄物川 | 町 | 11,300 | 11,161 | 11,032 | 10,943 | 10,811 | | | | | | |
| 大森 | 町 | 8,103 | 7,978 | 7,890 | 7,836 | 7,714 | | | | | | |
| 十文字 | 町 | 14,517 | 14,490 | 14,371 | 14,328 | 14,177 | | | | | | |
| 山内 | 村 | 4,659 | 4,580 | 4,509 | 4,417 | 4,344 | | | | | | |
| 大雄 | 村 | 5,864 | 5,855 | 5,780 | 5,673 | 5,622 | | | | | | |
| 雄勝 | 郡 | 46,416 | 45,848 | 45,308 | 44,621 | 43,959 | 雄勝 | 郡 | 21,447 | 雄勝 | 郡 | 21,022 |
| 稲川 | 町 | 10,845 | 10,764 | 10,616 | 10,486 | 10,325 | 羽後 | 町 | 18,267 | 羽後 | 町 | 17,912 |
| 雄勝 | 町 | 9,656 | 9,472 | 9,329 | 9,160 | 8,999 | 東成瀬 | 村 | 3,180 | 東成瀬 | 村 | 3,110 |
| 羽後 | 町 | 19,485 | 19,279 | 19,113 | 18,813 | 18,550 | | | | | | |
| 東成瀬 | 村 | 3,390 | 3,343 | 3,301 | 3,267 | 3,227 | | | | | | |
| 皆瀬 | 村 | 3,040 | 2,990 | 2,949 | 2,895 | 2,858 | | | | | | |

(単位：人)

| | 平成19年 | 20年 | 21年 | 22年※ | 23年 | 24年 | 25年 | 26年 | 27年※ | 28年 | 29年 |
|-------|-----------|-----------|-----------|-----------|-----------|-----------|-----------|-----------|-----------|-----------|---------|
| 県計 | 1,121,300 | 1,109,007 | 1,097,483 | 1,085,997 | 1,075,058 | 1,063,143 | 1,050,132 | 1,036,861 | 1,023,119 | 1,009,659 | 995,374 |
| 市郡計 | 1,121,347 | 1,109,085 | 1,097,626 | 1,085,997 | 1,075,055 | 1,063,168 | 1,050,244 | 1,037,060 | 1,023,119 | 1,009,705 | 995,380 |
| 市部計 | 1,009,293 | 998,913 | 989,031 | 979,084 | 969,891 | 960,040 | 948,958 | 937,849 | 925,806 | 914,298 | 901,970 |
| 郡部計 | 112,054 | 110,172 | 108,595 | 106,913 | 105,164 | 103,128 | 101,286 | 99,211 | 97,313 | 95,407 | 93,410 |
| 秋田市 | 329,452 | 327,314 | 325,837 | 323,600 | 322,534 | 321,783 | 320,154 | 318,700 | 315,814 | 313,668 | 311,178 |
| 能代市 | 61,352 | 60,391 | 59,455 | 59,084 | 58,405 | 57,621 | 56,683 | 55,684 | 54,730 | 53,841 | 52,858 |
| 横手市 | 101,445 | 100,331 | 99,107 | 98,367 | 97,208 | 95,938 | 94,499 | 93,111 | 92,197 | 90,888 | 89,414 |
| 大館市 | 80,712 | 79,928 | 79,165 | 78,946 | 78,236 | 77,182 | 76,207 | 75,185 | 74,175 | 73,230 | 72,189 |
| 男鹿市 | 34,358 | 33,597 | 33,017 | 32,294 | 31,779 | 31,110 | 30,420 | 29,708 | 28,375 | 27,806 | 27,141 |
| 湯沢市 | 53,745 | 53,090 | 52,410 | 50,849 | 50,031 | 49,232 | 48,456 | 47,623 | 46,613 | 45,651 | 44,823 |
| 鹿角市 | 35,631 | 35,097 | 34,621 | 34,473 | 33,960 | 33,381 | 32,876 | 32,295 | 32,038 | 31,437 | 30,912 |
| 由利本荘市 | 87,667 | 86,772 | 85,898 | 85,229 | 84,258 | 83,189 | 82,004 | 80,859 | 79,927 | 78,905 | 77,727 |
| 潟上市 | 35,471 | 35,232 | 34,852 | 34,442 | 34,176 | 33,858 | 33,558 | 33,344 | 33,083 | 32,809 | 32,534 |
| 大仙市 | 91,309 | 90,411 | 89,398 | 88,301 | 87,260 | 86,175 | 85,080 | 84,006 | 82,783 | 81,616 | 80,399 |
| 北秋田市 | 38,659 | 37,941 | 37,198 | 36,387 | 35,688 | 35,010 | 34,385 | 33,745 | 33,224 | 32,594 | 31,912 |
| にかほ市 | 28,507 | 28,289 | 28,006 | 27,544 | 27,227 | 26,859 | 26,407 | 25,862 | 25,324 | 24,860 | 24,451 |
| 仙北市 | 30,985 | 30,520 | 30,067 | 29,568 | 29,129 | 28,702 | 28,229 | 27,727 | 27,523 | 26,993 | 26,432 |
| 鹿角郡 | 6,516 | 6,344 | 6,207 | 6,054 | 5,981 | 5,866 | 5,731 | 5,608 | 5,339 | 5,214 | 5,078 |
| 小坂町 | 6,516 | 6,344 | 6,207 | 6,054 | 5,981 | 5,866 | 5,731 | 5,608 | 5,339 | 5,214 | 5,078 |
| 北秋田郡 | 2,933 | 2,857 | 2,823 | 2,727 | 2,644 | 2,558 | 2,500 | 2,425 | 2,381 | 2,302 | 2,243 |
| 上小阿仁村 | 2,933 | 2,857 | 2,823 | 2,727 | 2,644 | 2,558 | 2,500 | 2,425 | 2,381 | 2,302 | 2,243 |
| 山本郡 | 32,483 | 31,894 | 31,356 | 30,944 | 30,391 | 29,802 | 29,187 | 28,422 | 27,746 | 27,179 | 26,538 |
| 藤里町 | 4,157 | 4,086 | 4,018 | 3,848 | 3,792 | 3,729 | 3,617 | 3,500 | 3,359 | 3,323 | 3,206 |
| 三種町 | 19,700 | 19,352 | 19,023 | 18,876 | 18,540 | 18,192 | 17,841 | 17,412 | 17,078 | 16,714 | 16,337 |
| 八峰町 | 8,626 | 8,456 | 8,315 | 8,220 | 8,059 | 7,881 | 7,729 | 7,510 | 7,309 | 7,142 | 6,995 |
| 南秋田郡 | 26,944 | 26,585 | 26,274 | 25,850 | 25,509 | 24,945 | 24,515 | 24,080 | 23,639 | 23,211 | 22,767 |
| 五城目町 | 11,181 | 10,966 | 10,738 | 10,516 | 10,358 | 10,145 | 9,912 | 9,706 | 9,463 | 9,269 | 9,027 |
| 八郎潟町 | 6,891 | 6,809 | 6,771 | 6,623 | 6,503 | 6,359 | 6,278 | 6,169 | 6,080 | 5,979 | 5,883 |
| 井川町 | 5,706 | 5,623 | 5,539 | 5,493 | 5,423 | 5,289 | 5,186 | 5,088 | 4,986 | 4,887 | 4,787 |
| 大潟村 | 3,166 | 3,187 | 3,226 | 3,218 | 3,225 | 3,152 | 3,139 | 3,117 | 3,110 | 3,076 | 3,070 |
| 仙北郡 | 22,479 | 22,166 | 21,918 | 21,674 | 21,373 | 21,014 | 20,701 | 20,360 | 20,279 | 19,926 | 19,561 |
| 美郷町 | 22,479 | 22,166 | 21,918 | 21,674 | 21,373 | 21,014 | 20,701 | 20,360 | 20,279 | 19,926 | 19,561 |
| 雄勝郡 | 20,699 | 20,326 | 20,017 | 19,664 | 19,266 | 18,943 | 18,652 | 18,316 | 17,929 | 17,575 | 17,223 |
| 羽後町 | 17,679 | 17,381 | 17,112 | 16,792 | 16,446 | 16,160 | 15,902 | 15,613 | 15,319 | 14,995 | 14,663 |
| 東成瀬村 | 3,020 | 2,945 | 2,905 | 2,872 | 2,820 | 2,783 | 2,750 | 2,703 | 2,610 | 2,580 | 2,560 |

2 秋田県及び県内市町村別 人口増減率、自然増減率、社会増減率の推移（昭和56年～平成29年） その1

注）秋田県年齢別人口流動調査による。

| | 昭和56年 | | | 57年 | | | 58年 | | | 59年 | | | 60年 | | |
|-------|-------|-------|-------|-------|-------|-------|-------|-------|-------|-------|-------|-------|-------|-------|-------|
| | 自然増減率 | 社会増減率 | 人口増減率 | 自然増減率 | 社会増減率 | 人口増減率 | 自然増減率 | 社会増減率 | 人口増減率 | 自然増減率 | 社会増減率 | 人口増減率 | 自然増減率 | 社会増減率 | 人口増減率 |
| 県 | 0.5 | -0.5 | 0.0 | 0.5 | -0.6 | -0.1 | 0.5 | -0.6 | -0.2 | 0.4 | -0.6 | -0.1 | 0.4 | -0.5 | -0.2 |
| 市 | 0.6 | -0.3 | 0.3 | 0.6 | -0.3 | 0.3 | 0.6 | -0.4 | 0.2 | 0.6 | -0.4 | 0.1 | 0.5 | -0.5 | 0.0 |
| 郡 | 0.4 | -0.7 | -0.3 | 0.4 | -0.9 | -0.5 | 0.3 | -0.9 | -0.6 | 0.3 | -0.7 | -0.5 | 0.2 | -0.7 | -0.4 |
| 秋田 | 0.8 | 0.3 | 1.0 | 0.8 | 0.1 | 0.9 | 0.8 | 0.1 | 0.9 | 0.8 | 0.0 | 0.8 | 0.7 | 0.0 | 0.7 |
| 能代 | 0.4 | -0.7 | -0.2 | 0.3 | -0.4 | -0.1 | 0.2 | -0.9 | -0.7 | 0.3 | -0.8 | -0.5 | 0.3 | -1.1 | -0.8 |
| 横手 | 0.4 | -1.1 | -0.7 | 0.6 | -0.3 | -0.3 | 0.4 | -1.1 | -0.7 | 0.5 | -1.0 | -0.5 | 0.3 | -0.3 | 0.0 |
| 大館 | 0.5 | -0.5 | 0.0 | 0.5 | -0.4 | -0.1 | 0.4 | -0.6 | -0.1 | 0.5 | -0.7 | -0.2 | 0.4 | -1.2 | -0.8 |
| 本荘 | 0.8 | 0.0 | 0.8 | 0.7 | 0.0 | -0.7 | 0.7 | 0.1 | 0.8 | 0.6 | -0.1 | 0.6 | 0.5 | 0.1 | 0.6 |
| 男鹿 | 0.3 | -1.4 | -1.1 | 0.4 | -1.7 | -1.3 | 0.3 | -1.5 | -1.2 | 0.2 | -1.6 | -1.4 | 0.2 | -1.4 | -1.2 |
| 湯沢 | 0.5 | -0.9 | -0.4 | 0.4 | -1.0 | -0.6 | 0.4 | -0.6 | -0.2 | 0.4 | -1.0 | -0.6 | 0.4 | -0.6 | -0.2 |
| 大曲 | 0.7 | -0.3 | 0.4 | 0.4 | -1.0 | -0.6 | 0.5 | -0.5 | -0.1 | 0.4 | -0.7 | -0.4 | 0.3 | -0.7 | -0.4 |
| 鹿角 | 0.4 | -0.9 | -0.4 | 0.4 | -1.0 | -0.6 | 0.3 | -1.1 | -0.8 | 0.4 | -0.8 | -0.5 | 0.2 | -1.1 | -0.9 |
| 鹿角郡 | 0.3 | -3.1 | -2.9 | 0.2 | -2.5 | -2.3 | -0.1 | -2.1 | -2.2 | 0.0 | -1.6 | -1.6 | 0.3 | -2.6 | -2.3 |
| 小坂町 | 0.3 | -3.1 | -2.9 | 0.2 | -2.5 | -2.3 | -0.1 | -2.1 | -2.2 | 0.0 | -1.6 | -1.6 | 0.3 | -2.6 | -2.3 |
| 北秋田郡 | 0.2 | -1.0 | -0.8 | 0.3 | -1.2 | -0.9 | 0.2 | -1.0 | -0.8 | 0.2 | -0.8 | -0.6 | 0.1 | -0.9 | -0.8 |
| 鷹巣 | 0.2 | -0.3 | 0.0 | 0.2 | -0.9 | -0.7 | 0.3 | -0.6 | -0.3 | 0.3 | -0.9 | -0.5 | 0.2 | -0.7 | -0.5 |
| 比内 | 0.5 | -0.7 | -0.2 | 0.5 | -1.0 | -0.5 | 0.5 | -1.1 | -0.6 | 0.2 | -0.5 | -0.2 | 0.4 | -1.1 | -0.7 |
| 森吉 | 0.4 | -1.9 | -1.5 | 0.3 | -2.3 | -2.0 | 0.3 | -1.0 | -0.7 | 0.0 | -0.7 | -0.7 | 0.1 | -1.6 | -1.5 |
| 阿仁 | -0.2 | -2.3 | -2.5 | -0.1 | -2.2 | -2.3 | -0.1 | -2.1 | -2.2 | 0.1 | -1.7 | -1.6 | -0.4 | -2.2 | -2.7 |
| 阿田 | 0.2 | -0.2 | 0.0 | 0.4 | -1.1 | -0.7 | 0.3 | -0.6 | -0.3 | 0.2 | 0.1 | 0.4 | 0.1 | -0.2 | -0.2 |
| 合川 | 0.2 | -1.9 | -1.7 | 0.1 | -0.4 | -0.2 | -0.1 | -1.4 | -1.4 | 0.1 | -1.0 | -0.9 | -0.1 | -0.5 | -0.5 |
| 上小阿仁村 | -0.2 | -1.9 | -2.1 | 0.1 | -1.3 | -1.2 | -0.2 | -2.0 | -2.2 | -0.5 | -1.4 | -1.8 | -0.6 | -0.7 | -1.2 |
| 山本郡 | 0.2 | -0.8 | -0.7 | 0.2 | -1.1 | -0.9 | 0.1 | -1.3 | -1.2 | 0.1 | -1.2 | -1.1 | 0.1 | -1.0 | -0.9 |
| 琴丘 | 0.3 | -0.9 | -0.5 | 0.4 | -1.4 | -1.0 | 0.1 | -0.5 | -0.5 | 0.1 | -1.6 | -1.5 | 0.0 | -1.0 | -1.0 |
| 二ツ井 | 0.1 | -1.1 | -1.0 | 0.1 | -1.2 | -1.1 | 0.2 | -2.0 | -1.8 | 0.3 | -1.1 | -0.8 | 0.0 | -1.2 | -1.2 |
| 八森 | -0.3 | -1.1 | -1.4 | -0.1 | -1.4 | -1.5 | -0.5 | -1.0 | -1.5 | -0.3 | -1.8 | -2.1 | -0.1 | -1.2 | -1.4 |
| 山本 | 0.4 | -0.5 | -0.1 | 0.1 | -1.1 | -1.0 | 0.4 | -1.4 | -1.0 | 0.3 | -1.3 | -1.0 | 0.4 | -0.8 | -0.5 |
| 八幡 | 0.4 | -0.7 | -0.3 | 0.3 | -0.8 | -0.5 | 0.2 | -1.9 | -1.7 | 0.4 | -1.0 | -0.6 | 0.3 | -0.5 | -0.2 |
| 藤里 | -0.1 | -1.1 | -1.2 | 0.0 | -0.8 | -0.8 | 0.0 | -0.3 | -0.3 | -0.3 | -0.5 | -0.8 | -0.4 | -1.0 | -1.4 |
| 峰浜 | 0.2 | -0.3 | -0.1 | 0.2 | -0.6 | -0.4 | 0.3 | -1.1 | -0.8 | 0.0 | -1.2 | -1.2 | 0.2 | -1.0 | -0.7 |
| 南秋田郡 | 0.5 | -0.6 | -0.1 | 0.5 | -0.7 | -0.2 | 0.4 | -0.8 | -0.4 | 0.4 | -0.8 | -0.4 | 0.3 | -0.5 | -0.2 |
| 五城目 | 0.2 | -1.5 | -1.2 | 0.2 | -1.9 | -1.7 | 0.2 | -1.2 | -1.0 | -0.2 | -1.1 | -1.3 | 0.0 | -0.9 | -0.9 |
| 昭和 | 0.3 | -0.6 | -0.2 | 0.4 | -0.4 | 0.0 | 0.1 | -1.2 | -1.1 | 0.3 | -1.1 | -0.7 | 0.1 | -0.1 | 0.0 |
| 八郎潟 | 0.7 | -0.6 | 0.1 | 0.6 | -0.8 | -0.2 | 0.6 | -0.8 | -0.2 | 0.6 | -1.2 | -0.6 | 0.5 | -0.5 | 0.0 |
| 飯田川 | 0.4 | -0.4 | 0.0 | 0.5 | -1.0 | -0.6 | 0.2 | -1.9 | -1.7 | 0.4 | -1.6 | -1.3 | 0.2 | -0.9 | -0.8 |
| 天王 | 0.9 | 0.8 | 1.7 | 0.9 | 1.2 | 2.1 | 0.7 | 0.3 | 0.9 | 0.8 | 0.7 | 1.5 | 0.6 | -0.1 | 0.5 |
| 川井 | 0.3 | -0.9 | -0.6 | 0.1 | -0.7 | -0.6 | 0.5 | -0.6 | -0.1 | 0.2 | -1.3 | -1.1 | 0.1 | 0.0 | 0.2 |
| 若美 | 0.5 | -1.6 | -1.1 | 0.4 | -1.8 | -1.3 | 0.4 | -0.7 | -0.3 | 0.2 | -1.1 | -0.9 | 0.3 | -0.9 | -0.6 |
| 大潟 | 1.0 | -1.1 | -0.1 | 1.1 | -1.0 | -0.1 | 0.5 | -1.6 | -1.0 | 0.5 | -1.6 | -1.1 | 0.7 | -0.6 | 0.1 |
| 河辺郡 | 0.4 | -0.5 | -0.2 | 0.5 | -1.0 | -0.5 | 0.4 | -0.5 | -0.1 | 0.3 | -0.5 | -0.2 | 0.1 | -0.3 | -0.1 |
| 河辺 | 0.4 | -0.6 | -0.2 | 0.4 | -0.9 | -0.5 | 0.5 | -0.7 | -0.2 | 0.3 | -0.3 | 0.0 | 0.2 | -0.7 | -0.5 |
| 雄和 | 0.3 | -0.4 | -0.1 | 0.7 | -1.1 | -0.4 | 0.4 | -0.4 | 0.0 | 0.2 | -0.7 | -0.5 | 0.0 | 0.3 | 0.4 |
| 由利郡 | 0.6 | -0.6 | -0.1 | 0.5 | -0.5 | 0.0 | 0.4 | -0.8 | -0.4 | 0.5 | -0.5 | 0.0 | 0.3 | -0.3 | 0.0 |
| 仁賀保 | 0.8 | 0.9 | 1.7 | 0.6 | -0.1 | 0.5 | 0.7 | -0.5 | 0.3 | 0.7 | -0.5 | 0.2 | 0.5 | -0.4 | 0.2 |
| 金浦 | 0.2 | 0.2 | 0.5 | 0.5 | -1.0 | -0.5 | 0.3 | -1.1 | -0.8 | 0.6 | 0.2 | 0.8 | 0.4 | -0.1 | 0.3 |
| 象潟 | 0.8 | -0.8 | 0.0 | 0.6 | 0.4 | 1.0 | 0.3 | -0.2 | 0.1 | 0.6 | -0.5 | 0.2 | 0.4 | -0.2 | 0.2 |
| 矢島 | 0.5 | -1.3 | -0.8 | 0.6 | -0.7 | -0.1 | 0.2 | -0.6 | -0.3 | 0.6 | -1.1 | -0.4 | 0.2 | -0.6 | -0.4 |
| 岩城 | 0.6 | -0.4 | 0.2 | 0.4 | -0.7 | -0.3 | 0.1 | -1.8 | -1.7 | 0.1 | 0.0 | 0.1 | 0.1 | -0.5 | -0.4 |
| 由利 | 0.7 | -0.8 | -0.1 | 0.3 | -0.6 | -0.3 | 0.5 | -0.3 | 0.2 | 0.5 | -0.3 | 0.3 | 0.5 | -0.4 | 0.1 |
| 西目 | 0.7 | -0.4 | 0.3 | 0.6 | -0.1 | 0.6 | 0.6 | 0.1 | 0.7 | 0.6 | 0.1 | 0.8 | 0.3 | 0.5 | 0.8 |
| 鳥海 | 0.4 | -1.8 | -1.4 | 0.7 | -1.6 | -0.9 | 0.2 | -1.5 | -1.4 | 0.6 | -1.2 | -0.6 | 0.3 | -0.6 | -0.4 |
| 東由利 | 0.6 | -1.3 | -0.7 | 0.6 | -1.0 | -0.5 | 0.5 | -1.9 | -1.5 | 0.4 | -1.0 | -0.6 | 0.3 | -0.7 | -0.4 |
| 大内 | 0.2 | -1.0 | -0.8 | 0.2 | -1.1 | -0.9 | 0.4 | -0.9 | -0.6 | 0.2 | -0.2 | -0.1 | 0.2 | -0.1 | 0.1 |
| 仙北郡 | 0.5 | -0.5 | 0.0 | 0.4 | -0.8 | -0.4 | 0.3 | -0.7 | -0.4 | 0.3 | -0.7 | -0.4 | 0.3 | -0.6 | -0.4 |
| 神岡 | 0.4 | -0.8 | -0.4 | 0.1 | -1.2 | -1.1 | 0.0 | -1.0 | -1.0 | 0.2 | -0.7 | -0.6 | 0.3 | -0.2 | 0.2 |
| 西仙北 | 0.3 | -0.8 | -0.6 | 0.5 | -1.3 | -0.8 | 0.1 | -0.8 | -0.7 | 0.3 | -0.6 | -0.3 | 0.0 | -0.7 | -0.8 |
| 角館 | 0.6 | -0.3 | 0.3 | 0.1 | -0.6 | -0.4 | 0.4 | -0.7 | -0.3 | 0.2 | -0.7 | -0.5 | 0.3 | -0.4 | 0.0 |
| 六中 | 0.2 | -0.7 | -0.4 | 0.2 | -0.8 | -0.6 | 0.5 | -0.3 | 0.3 | 0.1 | 0.1 | 0.2 | 0.3 | -1.4 | -1.1 |
| 仙北 | 0.5 | -0.6 | -0.1 | 0.4 | -0.6 | -0.2 | 0.3 | -0.6 | -0.3 | 0.0 | -0.8 | -0.8 | 0.2 | -0.8 | -0.6 |
| 田沢湖 | 0.5 | -0.3 | 0.2 | 0.4 | -0.9 | -0.4 | 0.3 | -1.2 | -0.9 | 0.4 | -0.7 | -0.4 | 0.5 | -1.5 | -1.0 |
| 協和 | 0.5 | -0.8 | -0.3 | 0.4 | -0.9 | -0.5 | 0.3 | -0.5 | -0.2 | 0.2 | -0.9 | -0.8 | 0.0 | 0.3 | 0.3 |
| 南外 | 0.5 | -0.6 | -0.1 | 0.7 | -0.6 | 0.2 | 0.4 | -1.1 | -0.7 | 0.1 | -1.2 | -1.0 | 0.4 | 1.0 | 1.4 |
| 仙北 | 0.6 | -0.1 | 0.5 | 0.3 | -0.9 | -0.5 | 0.6 | -0.1 | 0.5 | 0.5 | -0.2 | 0.3 | 0.4 | -0.3 | 0.1 |
| 西木 | 0.7 | -0.5 | 0.2 | 0.1 | -0.6 | -0.5 | 0.1 | -1.2 | -1.0 | 0.3 | -1.4 | -1.1 | -0.1 | -1.1 | -1.2 |
| 太田 | 0.6 | -0.2 | 0.4 | 0.4 | -1.1 | -0.7 | 0.2 | -0.7 | -0.5 | 0.8 | -0.1 | 0.7 | 0.2 | -0.5 | -0.3 |
| 千畑 | 0.8 | -0.3 | 0.4 | 0.1 | -0.5 | -0.4 | 0.6 | -0.4 | 0.2 | 0.5 | -0.8 | -0.3 | 0.1 | -0.7 | -0.6 |
| 仙南 | 0.6 | -0.6 | 0.0 | 0.8 | -0.4 | 0.4 | 0.5 | -1.0 | -0.5 | 0.4 | -0.7 | -0.3 | 0.4 | -0.7 | -0.3 |
| 平鹿郡 | 0.4 | -0.6 | -0.2 | 0.4 | -0.9 | -0.4 | 0.4 | -0.7 | -0.3 | 0.2 | -0.7 | -0.4 | 0.3 | -0.6 | -0.4 |
| 増田 | 0.2 | -0.6 | -0.4 | 0.4 | -1.5 | -1.1 | 0.1 | -0.2 | 0.0 | 0.3 | -1.0 | -0.7 | 0.4 | -0.4 | 0.0 |
| 平鹿 | 0.4 | -0.8 | -0.3 | 0.4 | -0.5 | -0.1 | 0.5 | -0.8 | -0.3 | 0.2 | -1.0 | -0.8 | 0.1 | -1.0 | -0.8 |
| 雄物川 | 0.5 | -0.6 | -0.1 | 0.6 | -0.8 | -0.2 | 0.4 | -1.2 | -0.7 | 0.2 | -0.7 | -0.5 | 0.3 | 0.0 | 0.3 |
| 大森 | 0.4 | -0.4 | 0.0 | 0.6 | -0.8 | -0.2 | 0.7 | -0.1 | 0.5 | 0.3 | -0.8 | -0.5 | 0.0 | -0.8 | -0.8 |
| 十文字 | 0.5 | -0.9 | -0.4 | 0.3 | -0.9 | -0.6 | 0.3 | -0.7 | -0.4 | 0.3 | -0.2 | 0.2 | 0.3 | -0.7 | -0.3 |
| 山内 | 0.5 | -0.4 | 0.1 | 0.3 | -1.3 | -1.0 | 0.2 | -1.5 | -1.3 | -0.1 | -0.9 | -1.0 | 0.1 | -0.8 | -0.6 |
| 大雄 | 0.4 | -0.1 | 0.3 | 0.5 | -0.5 | 0.0 | 0.6 | -0.6 | 0.0 | 0.3 | -0.3 | 0.1 | 0.6 | -1.1 | -0.5 |
| 雄勝郡 | 0.5 | -0.9 | -0.5 | 0.4 | -1.0 | -0.6 | 0.3 | -1.0 | -0.7 | 0.3 | -0.8 | -0.5 | 0.2 | -0.7 | -0.5 |
| 稲川 | 0.7 | -0.6 | 0.1 | 0.2 | -1.1 | -0.9 | 0.3 | -1.0 | -0.7 | 0.1 | -0.7 | -0.7 | 0.1 | -0.6 | -0.5 |
| 雄勝 | 0.4 | -1.5 | -1.1 | 0.4 | -0.4 | 0.0 | -0.1 | -1.5 | -1.5 | 0.1 | -1.2 | -1.1 | -0.1 | -0.8 | -0.9 |
| 雄羽 | 0.4 | -0.9 | -0.6 | 0.5 | -1.3 | -0.9 | 0.4 | -0.6 | -0.2 | 0.4 | -0.5 | -0.1 | 0.4 | -0.6 | -0.2 |
| 東成瀬 | 0.5 | -1.4 | -0.8 | 0.5 | -1.0 | -0.5 | 0.6 | -1.4 | -0.8 | 0.3 | -1.1 | -0.8 | 0.1 | -1.3 | -1.2 |
| 皆瀬 | 0.2 | 0.7 | 1.0 | 0.3 | -0.4 | -0.1 | 0.4 | -1.6 | -1.2 | 0.3 | -1.3 | -1.0 | 0.7 | -1.1 | -0.4 |

(単位：%)

| | 昭和61年 | | | 62年 | | | 63年 | | | 平成元年 | | | 2年 | | |
|-------|-----------|-----------|-----------|-----------|-----------|-----------|-----------|-----------|-----------|-----------|-----------|-----------|-----------|-----------|-----------|
| | 自然 増減率 | 社会 増減率 | 人口 増減率 | 自然 増減率 | 社会 増減率 | 人口 増減率 | 自然 増減率 | 社会 増減率 | 人口 増減率 | 自然 増減率 | 社会 増減率 | 人口 増減率 | 自然 増減率 | 社会 増減率 | 人口 増減率 |
| 県 | 0.3 | -0.7 | -0.4 | 0.3 | -0.7 | -0.4 | 0.16 | -0.63 | -0.46 | 0.15 | -0.59 | -0.44 | 0.11 | -0.45 | -0.34 |
| 市部 | 0.4 | -0.6 | -0.2 | 0.4 | -0.7 | -0.3 | 0.27 | -0.55 | -0.28 | 0.25 | -0.44 | -0.19 | 0.22 | -0.32 | -0.10 |
| 郡部 | 0.2 | -0.9 | -0.7 | 0.1 | -0.6 | -0.5 | 0.03 | -0.68 | -0.65 | 0.03 | -0.73 | -0.71 | -0.02 | -0.59 | -0.61 |
| 秋田市 | 0.6 | -0.1 | 0.6 | 0.6 | -0.4 | 0.2 | 0.51 | -0.21 | 0.30 | 0.49 | -0.20 | 0.28 | 0.46 | 0.00 | 0.46 |
| 能代市 | 0.1 | -0.9 | -0.8 | 0.1 | -1.0 | -0.9 | -0.02 | -0.91 | -0.94 | -0.02 | -1.15 | -1.16 | -0.15 | -0.66 | -0.80 |
| 横手市 | 0.2 | -0.5 | -0.2 | 0.3 | -0.8 | -0.4 | 0.07 | -0.88 | -0.81 | 0.19 | -0.65 | -0.46 | 0.08 | -0.40 | -0.32 |
| 大館市 | 0.3 | -1.6 | -1.3 | 0.3 | -1.5 | -1.3 | 0.12 | -0.86 | -0.74 | 0.01 | -0.58 | -0.57 | 0.08 | -0.46 | -0.38 |
| 本荘市 | 0.5 | 0.0 | 0.4 | 0.5 | -0.1 | 0.4 | 0.36 | -0.32 | 0.03 | 0.31 | -0.12 | 0.19 | 0.32 | 0.03 | 0.35 |
| 男鹿市 | 0.0 | -1.2 | -1.1 | -0.1 | -1.6 | -1.7 | -0.18 | -1.61 | -1.79 | -0.11 | -0.76 | -0.87 | -0.31 | -1.30 | -1.61 |
| 湯沢市 | 0.2 | -0.6 | -0.4 | 0.2 | -0.7 | -0.4 | 0.24 | -0.48 | -0.24 | 0.12 | -0.23 | -0.11 | 0.18 | -0.50 | -0.32 |
| 曲町 | 0.1 | -0.9 | -0.8 | 0.3 | -0.3 | 0.0 | 0.08 | -0.65 | -0.57 | 0.08 | -0.74 | -0.67 | 0.20 | -0.81 | -0.61 |
| 大曲市 | 0.1 | -1.6 | -1.5 | 0.0 | -1.0 | -1.0 | -0.03 | -0.92 | -0.95 | -0.01 | -0.73 | -0.74 | -0.19 | -0.83 | -1.02 |
| 鹿角郡 | -0.3 | -3.3 | -3.6 | 0.0 | -3.3 | -3.3 | -0.17 | -3.14 | -3.31 | -0.34 | -3.18 | -3.52 | -0.43 | -1.17 | -2.14 |
| 小坂町 | -0.3 | -3.3 | -3.6 | 0.0 | -3.3 | -3.3 | -0.17 | -3.14 | -3.31 | -0.34 | -3.18 | -3.52 | -0.43 | -1.17 | -2.14 |
| 北秋田郡 | 0.0 | -1.0 | -1.0 | 0.1 | -1.0 | -0.9 | -0.18 | -0.87 | -1.05 | -0.12 | -1.05 | -1.17 | -0.19 | -0.81 | -1.00 |
| 鷹巣町 | 0.2 | -0.9 | -0.7 | 0.2 | -0.7 | -0.5 | -0.02 | -1.13 | -1.15 | -0.04 | -0.70 | -0.74 | -0.11 | -0.94 | -1.06 |
| 比内町 | 0.2 | -0.8 | -0.6 | 0.2 | -0.9 | -0.7 | 0.03 | -1.26 | -1.23 | 0.03 | -1.10 | -1.07 | 0.05 | -0.62 | -0.58 |
| 森吉町 | 0.0 | -1.5 | -1.5 | -0.1 | -1.7 | -1.8 | -0.29 | -0.15 | -0.44 | -0.35 | -2.08 | -2.43 | -0.63 | -1.90 | -2.52 |
| 阿仁町 | -0.5 | -1.5 | -2.1 | -0.4 | -1.6 | -2.0 | -0.61 | -1.77 | -2.38 | -0.44 | -1.74 | -2.17 | -0.64 | 0.92 | 0.27 |
| 阿田町 | 0.0 | -1.5 | -1.5 | 0.2 | -1.0 | -0.8 | -0.07 | -0.54 | -0.61 | 0.19 | -0.34 | -0.15 | -0.06 | -0.99 | -1.05 |
| 合川町 | -0.1 | -0.3 | -0.4 | 0.0 | -0.5 | -0.5 | -0.46 | -0.25 | -0.70 | -0.26 | -1.08 | -1.34 | -0.08 | -0.55 | -0.63 |
| 上小阿仁村 | -0.4 | -0.7 | -1.1 | -0.5 | -1.6 | -2.2 | -0.55 | -0.70 | -1.26 | -0.61 | -1.09 | -1.70 | -0.34 | -0.49 | -0.83 |
| 山本郡 | 0.1 | -1.4 | -1.3 | 0.0 | -1.2 | -1.2 | -0.14 | -0.96 | -1.10 | -0.02 | -1.10 | -1.12 | -0.08 | -0.95 | -1.03 |
| 琴丘町 | 0.1 | -0.9 | -0.8 | -0.1 | -1.7 | -1.8 | -0.04 | -1.07 | -1.11 | -0.01 | -0.22 | -0.20 | 0.16 | -1.36 | -1.20 |
| 二ツ井町 | 0.1 | -1.4 | -1.4 | -0.1 | -1.4 | -1.5 | -0.16 | -1.28 | -1.44 | -0.19 | -1.41 | -1.60 | -0.11 | -1.12 | -1.23 |
| 八森町 | 0.1 | -0.2 | -0.1 | -0.1 | -1.0 | -1.1 | -0.36 | -0.86 | -1.22 | -0.27 | -0.99 | -0.72 | -0.33 | -1.03 | -1.36 |
| 山八町 | 0.2 | -1.5 | -1.3 | 0.4 | -0.9 | -0.5 | -0.07 | -1.28 | -1.35 | 0.07 | -1.47 | -1.39 | -0.04 | -0.88 | -0.92 |
| 八竜町 | 0.1 | -1.3 | -1.2 | 0.3 | -0.9 | -0.7 | 0.01 | -0.82 | -0.81 | 0.08 | -1.30 | -1.23 | 0.25 | -0.76 | -0.51 |
| 藤里村 | 0.1 | -2.0 | -1.9 | -0.1 | -1.7 | -1.9 | -0.52 | 0.24 | -0.28 | -0.22 | -1.15 | -1.37 | -0.56 | -0.70 | -1.26 |
| 峰浜 | -0.1 | -2.1 | -2.2 | -0.1 | -0.7 | -0.8 | 0.00 | -0.91 | -0.91 | 0.02 | -0.60 | -0.58 | -0.11 | -0.58 | -0.69 |
| 南秋田郡 | 0.2 | -0.7 | -0.5 | 0.2 | -0.5 | -0.4 | 0.16 | -0.46 | -0.30 | 0.06 | -0.70 | -0.64 | 0.04 | -0.38 | -0.34 |
| 五城目町 | 0.0 | -1.6 | -1.6 | -0.2 | -1.1 | -1.3 | -0.10 | -1.13 | -1.23 | -0.26 | -1.07 | -1.32 | -0.08 | -1.02 | -1.10 |
| 昭和町 | 0.1 | -0.5 | -0.3 | 0.1 | -0.3 | -0.2 | 0.05 | -1.03 | -0.98 | -0.07 | -0.98 | -1.05 | 0.03 | -0.67 | -0.64 |
| 八郎潟町 | 0.4 | -0.3 | 0.1 | 0.5 | -0.9 | -0.4 | 0.37 | -0.07 | 0.29 | 0.00 | -0.79 | -0.79 | 0.09 | -0.35 | -0.27 |
| 飯田川町 | 0.4 | -0.2 | 0.2 | 0.2 | -1.1 | -0.9 | 0.38 | -1.34 | -0.96 | -0.13 | -0.84 | -0.97 | -0.08 | -0.73 | -0.81 |
| 天王町 | 0.5 | -0.5 | 0.0 | 0.4 | 0.4 | 0.8 | 0.43 | 0.18 | 0.61 | 0.36 | 0.53 | 0.89 | 0.17 | 0.86 | 1.03 |
| 川井町 | -0.2 | 0.3 | 0.1 | 0.3 | -0.6 | -0.4 | -0.21 | -0.37 | -0.57 | 0.22 | -0.49 | -0.27 | 0.08 | -0.14 | -0.06 |
| 若美町 | 0.1 | -1.1 | -1.0 | -0.1 | -1.1 | -1.3 | -0.15 | -0.23 | -0.38 | -0.02 | -1.67 | -1.69 | -0.09 | -1.07 | -1.17 |
| 大潟村 | 0.5 | -2.2 | -1.7 | 0.6 | -0.2 | 0.4 | 0.90 | 0.16 | 1.06 | 0.59 | -2.65 | -2.06 | 0.25 | -2.11 | -1.86 |
| 河辺郡 | 0.0 | -0.4 | -0.3 | 0.1 | 0.6 | 0.7 | 0.14 | -0.68 | -0.53 | 0.14 | -0.74 | -0.60 | 0.08 | 0.88 | 0.97 |
| 河辺町 | 0.0 | -0.7 | -0.6 | 0.2 | -0.5 | -0.3 | 0.34 | -1.17 | -0.84 | 0.12 | -0.88 | -0.77 | 0.05 | -0.96 | -0.91 |
| 雄和町 | 0.0 | 0.0 | 0.1 | 0.0 | 2.1 | 2.1 | -0.10 | -0.04 | -0.15 | 0.17 | -0.55 | -0.38 | 0.12 | 3.21 | 3.33 |
| 由利郡 | 0.3 | -0.8 | -0.5 | 0.3 | -0.4 | -0.1 | 0.15 | -0.55 | -0.40 | 0.21 | -0.32 | -0.10 | 0.08 | -0.75 | -0.67 |
| 仁賀保町 | 0.4 | -1.0 | -0.5 | 0.5 | -0.6 | 0.0 | 0.39 | -0.40 | -0.01 | 0.31 | -0.11 | 0.20 | 0.41 | -0.22 | 0.19 |
| 金浦町 | 0.2 | -0.8 | -0.6 | 0.1 | -0.4 | -0.3 | -0.26 | 0.37 | 0.11 | 0.06 | -0.17 | -0.11 | -0.24 | -1.17 | -1.41 |
| 象潟町 | 0.4 | -0.6 | -0.2 | 0.4 | 0.0 | 0.4 | 0.37 | -0.82 | -0.45 | 0.49 | -0.27 | 0.22 | 0.18 | -0.73 | -0.55 |
| 矢島町 | 0.5 | -1.1 | -0.5 | 0.2 | -0.4 | -0.2 | 0.04 | -0.47 | -0.43 | 0.03 | -0.37 | -0.35 | 0.37 | -1.25 | -0.87 |
| 岩城町 | -0.6 | -0.6 | -1.1 | 0.2 | -0.2 | 0.0 | -0.23 | 0.71 | 0.48 | -0.06 | 0.78 | 0.72 | 0.00 | 0.99 | 0.99 |
| 由利町 | 0.5 | -1.0 | -0.5 | 0.2 | -0.4 | -0.1 | 0.20 | -0.71 | -0.50 | 0.30 | -0.54 | -0.23 | -0.35 | -1.44 | -1.78 |
| 西目町 | 0.7 | -0.2 | 0.5 | 0.3 | 0.1 | 0.4 | 0.24 | -0.54 | -0.30 | 0.24 | -0.43 | -0.19 | 0.23 | -0.39 | -0.16 |
| 鳥海町 | 0.5 | -1.4 | -1.0 | 0.3 | -1.0 | -0.7 | 0.23 | -1.23 | -0.99 | 0.15 | -0.14 | 0.01 | 0.10 | -1.10 | -1.00 |
| 東由利町 | 0.2 | -0.7 | -0.5 | 0.2 | -1.1 | -0.9 | -0.09 | -1.18 | -1.27 | -0.02 | -1.44 | -1.46 | -0.34 | -1.46 | -1.80 |
| 大内町 | 0.1 | -0.8 | -0.7 | 0.4 | -0.4 | 0.0 | 0.08 | -0.67 | -0.60 | 0.17 | -0.62 | -0.45 | -0.08 | -1.00 | -1.08 |
| 仙北郡 | 0.2 | -0.7 | -0.5 | 0.1 | -0.5 | -0.4 | 0.04 | -0.60 | -0.57 | 0.00 | -0.59 | -0.59 | 0.03 | -0.60 | -0.57 |
| 神岡町 | 0.6 | 0.0 | 0.6 | 0.1 | -0.4 | -0.2 | 0.06 | -0.32 | -0.26 | 0.49 | -0.89 | -0.40 | 0.03 | -0.79 | -0.76 |
| 西仙北町 | 0.2 | -1.1 | -0.9 | 0.1 | -0.5 | -0.4 | 0.10 | -0.79 | -0.69 | -0.03 | -0.61 | -0.65 | -0.03 | -0.41 | -0.45 |
| 角館町 | 0.0 | -1.0 | -1.0 | 0.2 | -0.4 | -0.2 | 0.13 | -0.76 | -0.63 | -0.10 | -0.70 | -0.80 | -0.08 | -0.43 | -0.51 |
| 六中町 | 0.0 | -0.7 | -0.7 | -0.1 | -0.1 | -0.2 | -0.16 | -0.47 | -0.63 | 0.06 | -0.51 | -0.44 | 0.08 | -0.71 | -0.64 |
| 仙北町 | 0.3 | -0.5 | -0.2 | 0.2 | -0.7 | -0.4 | -0.01 | -0.12 | -0.12 | -0.02 | -0.45 | -0.48 | 0.06 | -0.60 | -0.53 |
| 田沢町 | 0.3 | -1.1 | -0.8 | 0.0 | -0.7 | -0.6 | 0.01 | -1.11 | -1.10 | -0.03 | -1.11 | -1.14 | -0.10 | -1.19 | -1.29 |
| 協和町 | 0.2 | -1.3 | -1.1 | 0.2 | -0.7 | -0.4 | 0.06 | -0.73 | -0.67 | 0.03 | -0.46 | -0.43 | 0.02 | -0.77 | -0.75 |
| 南外村 | 0.1 | -0.9 | -0.8 | 0.1 | -0.9 | -0.7 | -0.06 | -0.43 | -0.48 | 0.14 | -0.27 | -0.14 | -0.12 | -0.53 | -0.64 |
| 仙北村 | 0.5 | -0.2 | 0.3 | 0.2 | -0.5 | -0.3 | 0.05 | -0.09 | 0.05 | 0.06 | -0.19 | -0.13 | 0.01 | 0.26 | 0.27 |
| 西木村 | -0.1 | -0.5 | -0.7 | -0.1 | -0.9 | -1.1 | -0.43 | -0.34 | -0.78 | -0.17 | -1.02 | -1.19 | 0.15 | -0.70 | -0.55 |
| 太田村 | 0.3 | -0.5 | -0.1 | 0.0 | -0.5 | -0.5 | 0.31 | -0.59 | -0.29 | -0.13 | -0.50 | -0.63 | 0.25 | -0.82 | -0.56 |
| 千畑村 | 0.2 | -0.2 | 0.1 | 0.0 | 0.5 | 0.5 | 0.23 | -0.94 | -0.71 | -0.01 | -0.31 | -0.33 | -0.04 | -0.40 | -0.45 |
| 仙南村 | 0.4 | -0.2 | 0.2 | 0.5 | -1.0 | -0.4 | -0.04 | -0.52 | -0.56 | 0.06 | -0.35 | -0.30 | 0.33 | -0.58 | -0.24 |
| 平鹿郡 | 0.2 | -0.7 | -0.5 | 0.1 | -0.6 | -0.5 | 0.06 | -0.49 | -0.43 | 0.03 | -0.68 | -0.64 | -0.02 | -0.49 | -0.50 |
| 増田町 | 0.2 | -0.8 | -0.7 | 0.1 | -0.3 | -0.1 | -0.01 | -0.99 | -1.00 | 0.03 | -0.73 | -0.70 | -0.06 | -0.55 | -0.61 |
| 平鹿町 | 0.3 | -0.7 | -0.4 | 0.2 | -0.7 | -0.5 | 0.01 | -0.54 | -0.54 | 0.10 | -0.91 | -0.81 | 0.02 | -0.66 | -0.64 |
| 雄物川町 | 0.0 | -0.9 | -0.9 | 0.0 | -0.9 | -0.9 | 0.17 | -0.37 | -0.20 | -0.09 | -0.69 | -0.79 | 0.02 | -0.48 | -0.45 |
| 大森町 | 0.1 | -0.6 | -0.5 | 0.1 | -0.7 | -0.6 | -0.29 | 0.23 | -0.06 | -0.07 | 0.28 | 0.21 | 0.02 | 0.17 | 0.20 |
| 十文字町 | 0.4 | -0.6 | -0.2 | 0.2 | -0.6 | -0.4 | 0.19 | -0.60 | -0.41 | 0.10 | -0.98 | -0.88 | -0.03 | -0.73 | -0.77 |
| 山内村 | 0.3 | -1.8 | -1.5 | -0.1 | -0.7 | -0.7 | 0.12 | -0.69 | -0.58 | 0.16 | -0.14 | 0.02 | -0.16 | -0.43 | -0.58 |
| 大雄村 | 0.0 | -0.2 | -0.2 | 0.2 | -0.8 | -0.6 | 0.19 | -0.34 | -0.16 | 0.03 | -0.99 | -0.96 | -0.02 | -0.30 | -0.31 |
| 雄勝郡 | 0.1 | -0.7 | -0.5 | 0.1 | -0.5 | -0.3 | 0.09 | -0.71 | -0.62 | 0.00 | -0.62 | -0.62 | -0.04 | -0.51 | -0.55 |
| 稲川町 | 0.2 | -0.5 | -0.3 | 0.1 | -0.6 | -0.5 | -0.01 | -0.86 | -0.87 | 0.08 | -0.59 | -0.50 | -0.20 | -0.42 | -0.63 |
| 雄勝町 | -0.1 | -0.9 | -1.0 | 0.1 | -0.6 | -0.6 | -0.03 | -0.84 | -0.87 | -0.19 | -0.51 | -0.70 | -0.37 | -0.29 | -0.66 |
| 羽後町 | 0.2 | -0.6 | -0.4 | 0.2 | -0.3 | -0.1 | 0.21 | -0.74 | -0.53 | 0.11 | -0.71 | -0.59 | 0.23 | -0.48 | -0.25 |
| 東成瀬村 | 0.4 | -0.7 | -0.3 | 0.0 | -0.5 | -0.5 | -0.03 | 0.42 | 0.40 | -0.11 | -0.58 | -0.68 | -0.34 | -0.85 | -1.19 |
| 皆瀬村 | -0.1 | -1.4 | -1.5 | -0.1 | | | | | | | | | | | |

2 秋田県及び県内市町村別 人口増減率、自然増減率、社会増減率の推移（昭和56年～平成29年） その2

注）秋田県年齢別人口流動調査による。

| | 平成3年 | | | 4年 | | | 5年 | | | 6年 | | | 7年 | | |
|-------|-------|-------|-------|-------|-------|-------|-------|-------|-------|-------|-------|-------|-------|-------|-------|
| | 自然増減率 | 社会増減率 | 人口増減率 | 自然増減率 | 社会増減率 | 人口増減率 | 自然増減率 | 社会増減率 | 人口増減率 | 自然増減率 | 社会増減率 | 人口増減率 | 自然増減率 | 社会増減率 | 人口増減率 |
| 県 | 0.04 | -0.40 | -0.35 | 0.02 | -0.33 | -0.31 | -0.04 | -0.17 | -0.21 | -0.02 | -0.12 | -0.14 | -0.07 | -0.13 | -0.20 |
| 市部 | 0.16 | -0.23 | -0.07 | 0.18 | -0.11 | 0.07 | 0.08 | 0.05 | 0.13 | 0.14 | 0.07 | 0.21 | 0.08 | 0.07 | 0.16 |
| 市郡 | -0.10 | -0.57 | -0.67 | -0.17 | -0.60 | -0.77 | -0.18 | -0.43 | -0.61 | -0.22 | -0.35 | -0.56 | -0.25 | -0.38 | -0.63 |
| 秋田市 | 0.35 | 0.13 | 0.48 | 0.36 | 0.27 | 0.63 | 0.29 | 0.41 | 0.70 | 0.33 | 0.44 | 0.77 | 0.27 | 0.38 | 0.65 |
| 能代市 | -0.06 | -0.28 | -0.34 | -0.12 | -0.05 | -0.17 | -0.18 | -0.21 | -0.39 | -0.25 | -0.20 | -0.45 | -0.10 | -0.32 | -0.42 |
| 横手市 | 0.06 | -0.25 | -0.19 | -0.03 | -0.53 | -0.55 | -0.05 | -0.08 | -0.13 | -0.02 | -0.10 | -0.11 | -0.05 | -0.20 | -0.25 |
| 大館市 | -0.01 | -0.65 | -0.66 | 0.08 | -0.55 | -0.48 | -0.08 | -0.08 | -0.16 | 0.03 | -0.12 | -0.09 | -0.10 | 0.04 | -0.07 |
| 本荘市 | 0.21 | -0.34 | -0.13 | 0.29 | 0.06 | 0.35 | 0.15 | -0.14 | 0.01 | 0.23 | 0.00 | 0.23 | 0.22 | 0.07 | 0.29 |
| 男鹿市 | -0.23 | -1.06 | -1.29 | -0.29 | -1.12 | -1.40 | -0.42 | -1.07 | -1.49 | -0.28 | -1.18 | -1.46 | -0.45 | -0.85 | -1.30 |
| 湯沢市 | 0.15 | -0.24 | -0.09 | 0.22 | -0.42 | -0.20 | 0.03 | -0.23 | -0.19 | -0.02 | -0.07 | -0.09 | 0.01 | -0.13 | -0.12 |
| 曲町 | 0.02 | -0.53 | -0.50 | 0.04 | -0.41 | -0.36 | -0.07 | -0.23 | -0.30 | 0.05 | -0.19 | -0.15 | 0.04 | -0.08 | -0.04 |
| 大鹿市 | -0.09 | -0.92 | -1.01 | 0.00 | -0.62 | -0.62 | -0.17 | -0.28 | -0.45 | 0.01 | -0.39 | -0.38 | -0.27 | -0.32 | -0.59 |
| 鹿角郡 | -0.39 | -0.66 | -1.05 | -0.62 | 0.11 | -0.50 | -0.61 | -0.42 | -1.02 | -0.64 | -0.61 | -1.25 | -0.39 | -0.03 | -0.41 |
| 小坂町 | -0.39 | -0.66 | -1.05 | -0.62 | 0.11 | -0.50 | -0.61 | -0.42 | -1.02 | -0.64 | -0.61 | -1.25 | -0.39 | -0.03 | -0.41 |
| 北秋田郡 | -0.28 | -0.62 | -0.89 | -0.26 | -0.83 | -1.10 | -0.36 | -0.60 | -0.96 | -0.31 | -0.37 | -0.68 | -0.35 | -0.56 | -0.91 |
| 鷹巣町 | -0.22 | -0.58 | -0.80 | -0.03 | -0.34 | -0.37 | -0.24 | -0.33 | -0.57 | -0.21 | -0.40 | -0.61 | -0.27 | -0.10 | -0.38 |
| 比内町 | -0.05 | -0.88 | -0.93 | -0.10 | -0.73 | -0.83 | -0.25 | -0.79 | -1.05 | -0.41 | -0.35 | -0.76 | -0.31 | -0.93 | -1.25 |
| 森吉町 | -0.28 | -1.28 | -1.56 | -0.59 | -2.79 | -3.38 | -0.61 | -0.96 | -1.57 | -0.51 | -0.57 | -1.09 | -0.25 | -0.86 | -1.11 |
| 阿仁町 | -0.84 | -0.43 | -1.27 | -0.36 | -1.17 | -1.53 | -0.56 | -1.73 | -2.29 | -0.47 | -0.37 | -0.84 | -0.44 | 0.06 | -0.37 |
| 阿田町 | -0.07 | -0.43 | -0.49 | -0.42 | -0.60 | -1.02 | -0.07 | -1.10 | -1.17 | -0.01 | -0.66 | -0.67 | -0.26 | -0.76 | -1.02 |
| 合川町 | -0.37 | -0.80 | -1.17 | -0.46 | -0.35 | -0.81 | -0.44 | 0.44 | 0.00 | -0.38 | -0.09 | -0.47 | -0.50 | -0.74 | -1.25 |
| 上小阿仁村 | -0.93 | 1.41 | 0.48 | -0.56 | -0.90 | -1.46 | -1.11 | -0.54 | -1.64 | -0.47 | 0.22 | -0.25 | -0.93 | -1.37 | -2.31 |
| 山本郡 | -0.18 | -0.91 | -1.09 | -0.29 | -0.80 | -1.09 | -0.45 | -0.56 | -1.01 | -0.35 | -0.51 | -0.86 | -0.52 | -0.33 | -0.85 |
| 琴丘町 | -0.41 | -0.76 | -1.16 | -0.47 | -0.72 | -1.19 | -0.27 | -0.28 | -0.55 | -0.48 | -0.76 | -1.24 | -0.76 | -0.39 | -1.15 |
| 二ツ井町 | -0.13 | -1.17 | -1.30 | -0.23 | -0.85 | -1.08 | -0.54 | -0.63 | -1.17 | -0.38 | -0.98 | -1.36 | -0.46 | -0.69 | -1.15 |
| 八森町 | -0.06 | -0.04 | -0.50 | -0.56 | -0.64 | -1.19 | -0.29 | -1.46 | -1.76 | -0.28 | 0.06 | -0.22 | -0.40 | -0.42 | -0.82 |
| 山本町 | 0.09 | -0.95 | -0.87 | -0.22 | -0.79 | -1.01 | -0.47 | -0.75 | -1.22 | 0.03 | -0.31 | -0.28 | -0.51 | -0.10 | -0.61 |
| 八竜町 | -0.14 | -1.08 | -1.22 | -0.27 | -0.75 | -1.02 | -0.14 | -0.26 | -0.40 | -0.08 | 0.23 | 0.15 | -0.26 | -0.15 | -0.41 |
| 藤里村 | -0.07 | -0.43 | -1.13 | -0.19 | -1.19 | -1.38 | -0.87 | -0.70 | -1.57 | -1.00 | -0.24 | -1.24 | -0.76 | 0.48 | -0.28 |
| 峰浜村 | -0.18 | -1.01 | -1.19 | -0.20 | -0.69 | -0.89 | -0.65 | 0.21 | -0.45 | -0.56 | -1.28 | -1.84 | -0.65 | -0.67 | -1.32 |
| 南秋田郡 | -0.06 | -0.44 | -0.50 | -0.07 | -0.28 | -0.36 | 0.08 | -0.04 | 0.05 | -0.10 | 0.06 | -0.04 | -0.02 | 0.07 | 0.05 |
| 五城目町 | -0.70 | -0.97 | -1.67 | -0.34 | -0.97 | -1.31 | -0.34 | -0.69 | -1.03 | -0.51 | -0.88 | -1.39 | -0.44 | -0.20 | -0.64 |
| 昭和町 | 0.01 | -0.17 | -0.16 | 0.06 | -0.82 | -0.76 | 0.15 | -0.10 | 0.05 | -0.10 | -0.35 | -0.45 | -0.05 | -0.65 | -0.70 |
| 八郎潟町 | -0.02 | -0.86 | -0.88 | -0.30 | -1.15 | -1.45 | 0.04 | -0.89 | -0.85 | -0.44 | -1.28 | -1.72 | 0.04 | -0.01 | 0.03 |
| 飯田川町 | -0.08 | -0.95 | -1.03 | -0.57 | 0.80 | 0.23 | -0.12 | -0.86 | -0.98 | -0.08 | 0.14 | 0.06 | -0.35 | -0.67 | -1.02 |
| 天王町 | 0.16 | 0.51 | 0.67 | 0.23 | 0.83 | 1.06 | 0.38 | 1.37 | 1.76 | 0.26 | 1.85 | 2.11 | 0.35 | 1.21 | 1.56 |
| 川町 | 0.16 | -0.48 | -0.32 | -0.14 | -0.81 | -0.96 | 0.05 | 0.44 | 0.48 | -0.06 | -0.75 | -0.82 | -0.13 | 0.06 | -0.06 |
| 井美村 | -0.09 | -1.21 | -1.30 | -0.13 | -0.70 | -0.83 | 0.01 | -1.20 | -1.19 | -0.21 | -0.29 | -0.50 | -0.27 | -0.62 | -0.89 |
| 大潟村 | 0.76 | -0.12 | 0.64 | 0.54 | 0.18 | 0.73 | 0.60 | 0.03 | 0.63 | 0.51 | 0.00 | 0.51 | 0.65 | -0.68 | -0.03 |
| 河辺郡 | -0.18 | -0.03 | -0.22 | -0.04 | -0.64 | -0.68 | -0.10 | -0.53 | -0.64 | -0.16 | -0.41 | -0.58 | -0.26 | -0.68 | -0.94 |
| 河辺町 | -0.04 | -0.73 | -0.76 | 0.18 | -0.52 | -0.33 | -0.31 | -0.37 | -0.68 | -0.13 | -0.50 | -0.63 | -0.24 | 0.06 | -0.18 |
| 雄和町 | -0.36 | 0.81 | 0.45 | -0.30 | -0.78 | -1.08 | 0.14 | -0.72 | -0.58 | -0.21 | -0.31 | -0.52 | -0.29 | -1.56 | -1.85 |
| 由利郡 | 0.10 | -0.43 | -0.33 | 0.01 | -0.64 | -0.63 | -0.12 | -0.53 | -0.65 | -0.15 | -0.48 | -0.64 | -0.16 | -0.51 | -0.67 |
| 仁賀保町 | 0.25 | 0.14 | 0.38 | 0.15 | -0.15 | 0.01 | 0.20 | -1.08 | -0.87 | 0.13 | -0.81 | -0.68 | 0.43 | -0.65 | -0.22 |
| 金浦町 | -0.17 | -0.46 | -0.63 | 0.07 | -0.15 | -0.07 | -0.24 | -0.15 | -0.39 | 0.06 | 0.37 | 0.43 | -0.71 | -0.41 | -1.12 |
| 象潟町 | 0.26 | -0.89 | -0.63 | 0.13 | -0.77 | -0.64 | 0.09 | -0.27 | -0.19 | -0.06 | -0.56 | -0.61 | 0.00 | -0.47 | -0.47 |
| 矢島町 | 0.28 | -1.09 | -0.81 | -0.07 | -1.12 | -1.19 | -0.43 | -0.59 | -1.01 | -0.49 | -0.95 | -1.44 | -0.15 | -0.25 | -0.40 |
| 岩城町 | -0.30 | 1.54 | 1.24 | -0.12 | 1.18 | 1.05 | -0.37 | 1.47 | 1.10 | -0.45 | 1.27 | 0.82 | -0.53 | 0.11 | -0.42 |
| 由利町 | 0.03 | -0.38 | -0.35 | -0.16 | -1.09 | -1.25 | 0.04 | -0.96 | -0.91 | -0.38 | -0.65 | -1.03 | -0.44 | -0.29 | -0.73 |
| 西目町 | 0.06 | -0.48 | -0.42 | 0.15 | -0.26 | -0.12 | -0.04 | -0.88 | -0.92 | -0.13 | 0.13 | 0.00 | 0.00 | -0.67 | -0.67 |
| 鳥海町 | 0.18 | -1.31 | -1.13 | -0.01 | -1.62 | -1.63 | -0.35 | -1.09 | -1.44 | -0.12 | -0.98 | -1.10 | -0.37 | -1.19 | -1.57 |
| 東由利町 | -0.16 | -0.61 | -0.78 | -0.45 | -1.05 | -1.51 | -0.57 | -1.16 | -1.73 | -0.43 | -0.79 | -1.22 | -0.55 | -0.04 | -0.59 |
| 大内町 | 0.14 | -0.44 | -0.30 | 0.06 | -1.08 | -1.03 | -0.08 | -0.42 | -0.50 | -0.06 | -1.03 | -1.09 | -0.15 | -0.76 | -0.91 |
| 仙北郡 | -0.07 | -0.69 | -0.77 | -0.25 | -0.60 | -0.85 | -0.20 | -0.50 | -0.70 | -0.25 | -0.24 | -0.49 | -0.30 | -0.33 | -0.63 |
| 神岡町 | 0.36 | -0.19 | 0.17 | -0.12 | -1.07 | -1.19 | -0.13 | -0.22 | -0.35 | -0.20 | -0.11 | -0.31 | -0.16 | 0.54 | 0.38 |
| 西仙北町 | -0.28 | -0.85 | -1.13 | -0.02 | -0.69 | -0.71 | -0.13 | -0.48 | -0.60 | -0.30 | -0.31 | -0.61 | -0.34 | -1.48 | -1.82 |
| 角館町 | -0.27 | -0.90 | -1.17 | -0.27 | -0.47 | -0.75 | -0.17 | -0.85 | -1.02 | -0.40 | -0.20 | -0.60 | -0.24 | -0.12 | -0.36 |
| 六中町 | -0.27 | 0.03 | -0.24 | -0.35 | -1.07 | -1.41 | -0.09 | -0.55 | -0.64 | -0.14 | -0.10 | -0.25 | -0.47 | -0.45 | -0.92 |
| 仙北町 | -0.29 | -0.90 | -1.19 | -0.39 | -0.43 | -0.82 | -0.18 | -0.66 | -0.83 | -0.23 | -0.16 | -0.39 | -0.26 | -0.65 | -0.91 |
| 田沢町 | -0.04 | -1.06 | -1.10 | -0.03 | -0.48 | -0.78 | -0.04 | -0.33 | -0.37 | -0.18 | -0.31 | -0.49 | -0.24 | -0.48 | -0.72 |
| 協和町 | -0.23 | -0.36 | -0.59 | -0.42 | -0.73 | -1.16 | -0.55 | -0.60 | -1.15 | -0.56 | -0.54 | -1.10 | -0.48 | 0.10 | -0.37 |
| 南外村 | 0.02 | -0.21 | -0.19 | -0.53 | -0.39 | -0.92 | -0.57 | -0.08 | -0.65 | 0.10 | -0.61 | -0.52 | -0.34 | -0.40 | -0.74 |
| 仙北村 | 0.18 | -0.53 | -0.35 | -0.17 | -0.34 | -0.50 | -0.45 | -0.29 | -0.74 | -0.23 | -0.32 | -0.55 | -0.46 | 0.18 | -0.28 |
| 西木村 | -0.12 | -1.00 | -1.12 | -0.42 | -1.05 | -1.47 | -0.30 | -0.58 | -0.88 | -0.32 | -0.67 | -0.98 | -0.13 | -0.37 | -0.50 |
| 太田町 | 0.34 | -1.50 | -1.17 | 0.00 | -0.62 | -0.62 | 0.02 | -0.29 | -0.27 | -0.21 | 0.26 | 0.05 | -0.28 | -0.22 | -0.50 |
| 千畑村 | -0.09 | -0.27 | -0.36 | -0.11 | -0.37 | -0.48 | -0.18 | -0.61 | -0.78 | -0.12 | -0.52 | -0.64 | -0.19 | 0.06 | -0.13 |
| 仙南村 | 0.26 | -0.52 | -0.27 | -0.28 | -0.49 | -0.77 | -0.09 | -0.50 | -0.59 | -0.15 | 0.33 | 0.18 | -0.35 | -0.38 | -0.73 |
| 平鹿郡 | -0.14 | -0.41 | -0.55 | -0.17 | -0.51 | -0.68 | -0.13 | -0.25 | -0.38 | -0.19 | -0.40 | -0.60 | -0.19 | -0.52 | -0.71 |
| 増田町 | -0.06 | -0.67 | -0.73 | -0.02 | -0.35 | -0.37 | -0.12 | -0.60 | -0.73 | 0.07 | -0.87 | -0.79 | -0.06 | -0.66 | -0.72 |
| 平鹿町 | -0.24 | -0.14 | -0.37 | -0.19 | -0.68 | -0.87 | -0.08 | -0.45 | -0.53 | -0.27 | -0.68 | -0.95 | -0.37 | -0.55 | -0.92 |
| 雄物川町 | -0.06 | -0.08 | -0.14 | -0.31 | -0.83 | -1.13 | -0.13 | -0.15 | -0.28 | -0.24 | -0.15 | -0.40 | -0.16 | -0.76 | -0.92 |
| 大森町 | -0.49 | -0.25 | -0.74 | -0.42 | 0.20 | -0.22 | -0.47 | 0.08 | -0.39 | -0.45 | -0.40 | -0.84 | -0.57 | -0.13 | -0.70 |
| 十文字町 | 0.11 | -0.70 | -0.59 | 0.05 | -0.53 | -0.48 | -0.01 | -0.01 | -0.03 | -0.20 | 0.01 | -0.18 | 0.01 | -0.11 | -0.09 |
| 山内村 | -0.55 | -0.88 | -1.42 | -0.14 | -0.55 | -0.69 | -0.18 | -1.04 | -1.21 | 0.10 | -0.71 | -0.60 | -0.20 | -1.08 | -1.28 |
| 大雄村 | 0.08 | -0.53 | -0.45 | -0.24 | -0.64 | -0.88 | 0.02 | 0.18 | 0.19 | -0.19 | -0.23 | -0.42 | 0.06 | -0.84 | -0.78 |
| 雄勝郡 | -0.08 | -0.71 | -0.78 | -0.11 | -0.65 | -0.76 | -0.13 | -0.54 | -0.68 | -0.15 | -0.61 | -0.76 | -0.21 | -0.54 | -0.75 |
| 稲川町 | -0.24 | -0.57 | -0.81 | 0.00 | -0.51 | -0.51 | -0.01 | -0.38 | -0.39 | -0.03 | -0.62 | -0.65 | 0.05 | | |

(単位：%)

| | 平成8年 | | | 9年 | | | 10年 | | | 11年 | | | 12年 | | |
|-------|-----------|-----------|-----------|-----------|-----------|-----------|-----------|-----------|-----------|-----------|-----------|-----------|-----------|-----------|-----------|
| | 自然 増減率 | 社会 増減率 | 人口 増減率 | 自然 増減率 | 社会 増減率 | 人口 増減率 | 自然 増減率 | 社会 増減率 | 人口 増減率 | 自然 増減率 | 社会 増減率 | 人口 増減率 | 自然 増減率 | 社会 増減率 | 人口 増減率 |
| 県 | -0.10 | -0.18 | -0.28 | -0.15 | -0.22 | -0.38 | -0.17 | -0.21 | -0.38 | -0.22 | -0.20 | -0.43 | -0.24 | -0.21 | -0.46 |
| 市部 | 0.05 | -0.01 | 0.04 | 0.00 | -0.09 | -0.08 | 0.00 | -0.11 | -0.11 | -0.06 | -0.04 | -0.09 | -0.07 | -0.14 | -0.21 |
| 市郡 | -0.28 | -0.04 | -0.68 | -0.35 | -0.39 | -0.74 | -0.38 | -0.35 | -0.73 | -0.43 | -0.43 | -0.86 | -0.46 | -0.31 | -0.77 |
| 秋田 | 0.25 | 0.18 | 0.43 | 0.22 | 0.15 | 0.37 | 0.22 | 0.11 | 0.33 | 0.17 | 0.14 | 0.31 | 0.11 | -0.04 | 0.07 |
| 能代市 | -0.20 | -0.21 | -0.41 | -0.35 | -0.19 | -0.54 | -0.23 | -0.10 | -0.34 | -0.43 | -0.50 | -0.93 | -0.30 | -0.23 | -0.54 |
| 横手市 | -0.13 | -0.68 | -0.82 | -0.15 | -0.13 | -0.29 | -0.09 | -0.16 | -0.25 | -0.16 | -0.21 | -0.37 | -0.13 | -0.37 | -0.50 |
| 大館市 | -0.05 | 0.12 | 0.06 | -0.10 | -0.06 | -0.17 | -0.17 | -0.15 | -0.32 | -0.27 | -0.25 | -0.52 | -0.17 | -0.37 | -0.55 |
| 本庄市 | 0.16 | -0.06 | 0.10 | 0.13 | -0.02 | 0.11 | 0.09 | -0.23 | -0.14 | 0.10 | 0.64 | 0.74 | 0.02 | 0.50 | 0.51 |
| 男鹿市 | -0.46 | -0.91 | -1.37 | -0.55 | -0.95 | -1.50 | -0.54 | -0.68 | -1.21 | -0.57 | -0.34 | -0.91 | -0.65 | -0.88 | -1.53 |
| 湯沢市 | 0.01 | -0.01 | 0.00 | -0.14 | -0.64 | -0.77 | -0.16 | -0.58 | -0.74 | -0.23 | -0.13 | -0.36 | -0.28 | -0.35 | -0.63 |
| 大曲市 | -0.07 | 0.17 | 0.10 | -0.03 | -0.07 | -0.10 | -0.10 | -0.26 | -0.36 | -0.17 | -0.22 | -0.39 | -0.17 | 0.25 | 0.08 |
| 大角市 | -0.34 | -0.07 | -0.41 | -0.41 | -0.65 | -1.06 | -0.45 | -0.54 | -0.99 | -0.38 | -0.51 | -0.89 | -0.35 | -0.49 | -0.83 |
| 鹿角郡 | -0.47 | -0.23 | -0.70 | -0.76 | -0.93 | -1.69 | -0.65 | -0.51 | -1.16 | -0.81 | -0.70 | -1.51 | -0.87 | -0.98 | -1.86 |
| 小坂町 | -0.47 | -0.23 | -0.70 | -0.76 | -0.93 | -1.69 | -0.65 | -0.51 | -1.16 | -0.81 | -0.70 | -1.51 | -0.87 | -0.98 | -1.86 |
| 北秋田郡 | -0.41 | -0.70 | -1.11 | -0.48 | -0.43 | -0.91 | -0.47 | -0.66 | -1.13 | -0.63 | -0.37 | -1.00 | -0.57 | -0.49 | -1.06 |
| 鷹巣町 | -0.29 | -0.50 | -0.79 | -0.40 | -0.32 | -0.72 | -0.17 | -0.44 | -0.60 | -0.53 | 0.31 | -0.21 | -0.54 | -0.85 | -1.39 |
| 比内町 | -0.34 | -0.94 | -1.28 | -0.07 | -0.72 | -0.79 | -0.26 | -1.24 | -1.49 | -0.41 | -0.64 | -1.05 | -0.36 | -0.12 | -0.49 |
| 森吉町 | -0.56 | -0.54 | -1.10 | -0.53 | -1.19 | -1.72 | -1.10 | -0.68 | -1.77 | -0.56 | -0.70 | -1.27 | -0.60 | -0.30 | -0.09 |
| 阿仁町 | -0.76 | -1.05 | -1.18 | -0.84 | -0.21 | -1.05 | -0.76 | -0.53 | -1.29 | -0.88 | -1.14 | -2.02 | -0.77 | -0.90 | -1.67 |
| 阿田町 | -0.19 | -1.41 | -1.60 | -0.39 | -0.11 | -0.50 | -0.53 | -0.84 | -1.37 | -0.72 | -0.94 | -1.66 | -0.48 | -0.01 | -0.49 |
| 合川町 | -0.47 | 0.02 | -0.44 | -0.76 | -0.51 | -1.27 | -0.62 | -0.57 | -1.19 | -0.78 | -0.66 | -1.45 | -0.68 | -0.20 | -0.88 |
| 上小阿仁村 | -0.93 | -1.04 | -1.97 | -1.35 | 0.83 | -0.52 | -0.92 | 0.03 | -0.89 | -1.25 | -0.12 | -1.37 | -1.21 | -1.06 | -2.27 |
| 山本郡 | -0.40 | -0.55 | -0.94 | -0.43 | -0.69 | -1.12 | -0.51 | -0.73 | -1.24 | -0.58 | -0.57 | -1.14 | -0.71 | -0.41 | -1.12 |
| 琴丘町 | -0.68 | -0.97 | -1.65 | -0.46 | -0.34 | -0.80 | -0.74 | -0.92 | -1.66 | -0.73 | -0.44 | -1.17 | -1.04 | -0.35 | -1.39 |
| 二ツ井町 | -0.40 | -0.38 | -0.78 | -0.30 | -1.46 | -1.75 | -0.66 | -0.71 | -1.37 | -0.76 | -0.77 | -1.53 | -0.88 | -0.33 | -1.21 |
| 八森町 | -0.51 | -0.81 | -1.32 | -0.70 | -0.58 | -1.28 | -0.38 | -0.94 | -1.31 | -0.63 | -0.87 | -1.50 | -0.54 | 0.41 | -0.13 |
| 山本町 | -0.27 | -0.70 | -0.97 | -0.53 | -0.45 | -0.98 | -0.42 | -1.10 | -1.52 | -0.28 | -0.47 | -0.75 | -0.48 | -0.85 | -1.32 |
| 八竜町 | -0.10 | -0.70 | -0.80 | 0.00 | -0.40 | -0.40 | -0.01 | -0.08 | -0.09 | -0.46 | -0.68 | -1.14 | -0.42 | 0.09 | -0.33 |
| 藤里町 | -0.58 | -0.50 | -1.07 | -0.85 | -0.38 | -1.23 | -0.47 | -0.90 | -1.36 | -0.76 | -0.33 | -1.09 | -0.98 | -0.56 | -1.55 |
| 峰浜村 | -0.40 | 0.29 | -0.11 | -0.52 | -0.52 | -1.04 | -0.95 | -0.50 | -1.45 | -0.39 | -0.16 | -0.55 | -0.59 | -1.31 | -1.90 |
| 南秋田郡 | -0.07 | 0.20 | 0.13 | -0.13 | 0.03 | -0.10 | -0.23 | 0.10 | -0.13 | -0.27 | -0.14 | -0.40 | -0.28 | -0.06 | -0.35 |
| 五城目町 | -0.54 | -0.78 | -1.32 | -0.77 | -1.08 | -1.86 | -0.51 | -0.71 | -1.22 | -0.71 | -0.19 | -0.90 | -0.58 | -0.97 | -1.55 |
| 昭和町 | -0.15 | -0.25 | -0.40 | -0.10 | -0.48 | -0.58 | -0.38 | -0.62 | -1.01 | -0.14 | -0.41 | -0.55 | -0.36 | -0.21 | -0.57 |
| 八郎潟町 | -0.13 | -0.06 | -0.19 | -0.30 | -0.26 | -0.55 | -0.29 | 0.43 | 0.14 | -0.65 | -0.06 | -0.71 | -0.50 | -0.53 | -1.03 |
| 飯田川町 | -0.24 | 1.20 | 0.96 | -0.36 | 1.01 | 0.65 | -0.26 | 0.39 | 0.14 | -0.41 | -0.84 | -1.26 | -0.36 | -0.06 | -0.42 |
| 天王町 | 0.33 | 1.20 | 1.53 | 0.34 | 1.47 | 1.81 | 0.01 | 0.83 | 0.84 | 0.02 | 0.73 | 0.75 | 0.11 | 1.07 | 1.18 |
| 川井町 | -0.21 | -0.52 | -0.72 | -0.28 | -0.60 | -0.88 | -0.49 | 0.57 | 0.08 | -0.05 | -0.28 | -0.33 | -0.66 | 0.46 | -0.20 |
| 若美町 | -0.37 | -0.12 | -0.50 | -0.33 | -0.61 | -0.94 | -0.33 | -0.05 | -0.38 | -0.43 | -1.10 | -1.53 | -0.70 | -0.86 | -1.56 |
| 大潟村 | 0.97 | 0.39 | 1.36 | 0.77 | -1.22 | -0.45 | 0.66 | -1.11 | -0.45 | 0.36 | -1.26 | -0.90 | 0.79 | -1.55 | -0.76 |
| 河辺郡 | -0.30 | 0.29 | -0.01 | -0.46 | -0.59 | -1.05 | -0.28 | -0.03 | -0.31 | -0.56 | -0.27 | -0.83 | -0.37 | -0.52 | -0.89 |
| 河辺町 | -0.33 | 0.57 | 0.24 | -0.50 | -0.53 | -1.03 | -0.28 | -0.02 | -0.30 | -0.48 | -0.08 | -0.57 | -0.19 | -0.18 | -0.36 |
| 河雄町 | -0.25 | -0.07 | -0.32 | -0.40 | -0.67 | -1.07 | -0.28 | -0.05 | -0.32 | -0.65 | -0.50 | -1.15 | -0.61 | -0.95 | -1.57 |
| 由利郡 | -0.12 | -0.67 | -0.79 | -0.24 | -0.48 | -0.72 | -0.27 | -0.47 | -0.74 | -0.24 | -0.65 | -0.89 | -0.33 | -0.34 | -0.67 |
| 仁賀保町 | 0.19 | -0.47 | -0.28 | 0.07 | 0.04 | 0.11 | 0.07 | -0.31 | -0.24 | 0.03 | -0.28 | -0.25 | -0.07 | -0.15 | -0.22 |
| 金浦町 | -0.67 | -0.36 | -1.03 | -0.60 | -0.87 | -1.47 | -0.08 | -0.63 | -0.71 | -0.21 | -0.60 | -0.81 | -0.16 | -0.47 | -0.62 |
| 象潟町 | 0.19 | -1.23 | -1.04 | -0.02 | -0.41 | -0.43 | -0.01 | -0.41 | -0.42 | -0.12 | -1.28 | -1.40 | -0.28 | -0.07 | -0.35 |
| 矢島町 | -0.52 | -1.35 | -1.87 | -0.44 | -0.27 | -0.71 | -0.29 | -0.59 | -0.88 | -0.29 | -1.71 | -2.00 | -0.77 | -0.38 | -1.14 |
| 岩城町 | -0.32 | 0.36 | 0.05 | -0.82 | 0.00 | -0.82 | -0.44 | -0.39 | -0.83 | -0.55 | 0.11 | -0.44 | -0.69 | 0.34 | -0.35 |
| 由利町 | -0.03 | -0.34 | -0.37 | -0.18 | -0.69 | -0.88 | -0.48 | -0.50 | -0.98 | -0.31 | -0.71 | -1.02 | -0.03 | -0.43 | -0.46 |
| 西目町 | -0.07 | -0.13 | -0.21 | 0.01 | -0.22 | -0.21 | -0.26 | -0.30 | -0.56 | -0.23 | -0.48 | -0.71 | -0.40 | 0.11 | -0.29 |
| 鳥海町 | -0.01 | -1.43 | -1.44 | -0.50 | -1.18 | -1.68 | -0.66 | -1.22 | -1.22 | -0.48 | -1.11 | -1.59 | -0.33 | -1.48 | -1.82 |
| 東由利町 | -0.70 | -0.95 | -1.66 | -0.45 | -0.81 | -1.26 | -0.53 | -1.25 | -1.78 | -0.62 | -0.84 | -1.46 | -0.53 | -0.99 | -1.52 |
| 大内町 | -0.12 | -0.39 | -0.51 | -0.10 | -0.83 | -0.93 | -0.45 | -0.26 | -0.72 | -0.12 | 0.31 | 0.19 | -0.36 | -0.38 | -0.75 |
| 仙北郡 | -0.37 | -0.42 | -0.79 | -0.37 | -0.40 | -0.77 | -0.40 | -0.21 | -0.61 | -0.45 | -0.32 | -0.77 | -0.50 | -0.29 | -0.80 |
| 神岡町 | 0.00 | -0.58 | -0.58 | -0.14 | 0.38 | 0.24 | -0.21 | -0.28 | -0.49 | -0.56 | 0.37 | -0.19 | -0.53 | -0.19 | -0.72 |
| 西仙北町 | -0.37 | -0.59 | -0.96 | -0.41 | -0.89 | -1.30 | -0.49 | -0.04 | -0.52 | -0.61 | -0.55 | -1.17 | -0.59 | -0.63 | -1.22 |
| 角館町 | -0.14 | -0.50 | -0.64 | -0.39 | -0.59 | -0.98 | -0.27 | -0.03 | -0.29 | -0.37 | -0.33 | -0.70 | -0.22 | -0.30 | -0.52 |
| 六郷町 | -0.49 | -0.51 | -1.00 | -0.15 | -0.89 | -1.04 | -0.40 | -0.01 | -0.41 | -0.22 | -0.45 | -0.67 | -0.48 | -0.08 | -0.56 |
| 中仙町 | -0.33 | -0.09 | -0.42 | -0.51 | -0.19 | -0.70 | -0.49 | -0.23 | -0.72 | -0.55 | -0.15 | -0.70 | -0.61 | 0.16 | -0.45 |
| 田沢町 | -0.40 | -0.63 | -1.03 | -0.37 | -0.71 | -1.08 | -0.41 | -0.23 | -0.64 | -0.40 | -0.50 | -0.89 | -0.56 | -0.52 | -1.08 |
| 協和町 | -0.72 | -0.62 | -1.34 | -0.39 | -0.08 | -0.47 | -0.53 | 0.07 | -0.46 | -0.63 | -0.29 | -0.92 | -0.56 | -0.49 | -1.05 |
| 南外村 | -0.64 | 0.06 | -0.58 | -0.62 | -0.18 | -0.81 | -0.55 | 0.10 | -0.45 | -0.51 | -0.78 | -1.29 | -0.58 | -0.64 | -1.22 |
| 仙北村 | -0.22 | 0.53 | 0.31 | -0.41 | -0.55 | -0.96 | -0.29 | -0.35 | -0.63 | -0.21 | 0.60 | 0.39 | -0.36 | -0.34 | -0.70 |
| 西木村 | -0.56 | -1.02 | -1.58 | -0.16 | -0.60 | -0.76 | -0.21 | -1.31 | -1.52 | -0.51 | -0.75 | -1.26 | -0.57 | 0.22 | -0.35 |
| 太田町 | -0.26 | -0.63 | -0.88 | -0.35 | 0.22 | -0.12 | -0.38 | -0.37 | -0.76 | -0.56 | -0.60 | -1.16 | -0.58 | 0.09 | -0.49 |
| 千畑町 | -0.50 | -0.51 | -1.02 | -0.33 | -0.24 | -0.57 | -0.27 | 0.01 | -0.26 | -0.36 | -0.57 | -0.93 | -0.56 | -0.35 | -0.91 |
| 仙南村 | -0.44 | -0.22 | -0.66 | -0.43 | -0.27 | -0.71 | -0.62 | -0.46 | -1.08 | -0.34 | -0.16 | -0.50 | -0.49 | -0.60 | -1.09 |
| 平鹿郡 | -0.24 | -0.33 | -0.56 | -0.34 | -0.27 | -0.61 | -0.40 | -0.44 | -0.84 | -0.43 | -0.38 | -0.81 | -0.43 | -0.19 | -0.61 |
| 増田町 | -0.18 | -0.80 | -0.98 | -0.38 | -0.94 | -1.33 | -0.44 | -1.12 | -1.56 | -0.31 | -0.19 | -0.49 | -0.48 | -0.44 | -0.92 |
| 平鹿町 | -0.15 | -0.65 | -0.80 | -0.22 | 0.07 | -0.15 | -0.46 | 0.03 | -0.43 | -0.37 | -0.31 | -0.67 | -0.50 | -0.26 | -0.76 |
| 雄物川町 | -0.37 | -0.55 | -0.91 | -0.54 | -0.54 | -1.08 | -0.52 | -0.51 | -1.03 | -0.56 | -0.75 | -1.32 | -0.43 | -0.65 | -1.08 |
| 大森町 | -0.74 | 0.48 | -0.26 | -0.78 | 0.37 | -0.41 | -0.59 | -0.76 | -1.35 | -0.62 | -0.26 | -0.88 | -0.79 | -0.05 | -0.84 |
| 十文字町 | 0.05 | 0.14 | 0.19 | 0.01 | -0.24 | -0.23 | -0.24 | -0.38 | -0.63 | -0.27 | -0.10 | -0.37 | -0.10 | 0.24 | 0.14 |
| 山内村 | -0.33 | -0.45 | -0.78 | -0.54 | -0.35 | -0.90 | -0.32 | 0.17 | -0.15 | -0.46 | -0.86 | -1.33 | -0.55 | -0.38 | -0.94 |
| 大雄村 | -0.23 | -0.44 | -0.67 | -0.26 | -0.41 | -0.68 | -0.08 | -0.70 | -0.78 | -0.62 | -0.57 | -1.19 | -0.37 | 0.22 | -0.15 |
| 雄勝郡 | -0.33 | -0.67 | -1.00 | -0.46 | -0.46 | -0.92 | -0.44 | -0.37 | -0.81 | -0.42 | -0.80 | -1.22 | -0.43 | -0.32 | -0.75 |
| 稲川町 | -0.18 | -0.79 | -0.96 | -0.50 | -0.32 | -0.82 | -0.13 | -0.59 | -0.72 | -0.34 | -0.70 | -1.04 | -0.50 | -0.38 | -0.88 |
| 雄勝町 | -0.59 | -0.38 | | | | | | | | | | | | | |

2 秋田県及び県内市町村別 人口増減率、自然増減率、社会増減率の推移（昭和56年～平成29年） その3

注）秋田県年齢別人口流動調査による。

| | 平成13年 | | | 14年 | | | 15年 | | | 16年 | | |
|-------|-------|-------|-------|-------|-------|-------|-------|-------|-------|-------|-------|-------|
| | 自然増減率 | 社会増減率 | 人口増減率 | 自然増減率 | 社会増減率 | 人口増減率 | 自然増減率 | 社会増減率 | 人口増減率 | 自然増減率 | 社会増減率 | 人口増減率 |
| 県 | -0.27 | -0.23 | -0.50 | -0.30 | -0.33 | -0.63 | -0.36 | -0.37 | -0.73 | -0.41 | -0.29 | -0.70 |
| 市 部 | -0.07 | -0.11 | -0.18 | -0.11 | -0.24 | -0.35 | -0.16 | -0.29 | -0.44 | -0.20 | -0.17 | -0.37 |
| 郡 部 | -0.51 | -0.39 | -0.90 | -0.54 | -0.46 | -1.00 | -0.62 | -0.48 | -1.10 | -0.68 | -0.44 | -1.12 |
| 秋田 市 | 0.14 | 0.08 | 0.22 | 0.13 | -0.02 | 0.10 | 0.06 | -0.25 | -0.19 | 0.01 | -0.02 | -0.01 |
| 能代 市 | -0.26 | -0.20 | -0.46 | -0.36 | -0.44 | -0.80 | -0.32 | -0.16 | -0.48 | -0.37 | -0.29 | -0.66 |
| 横手 市 | -0.30 | -0.22 | -0.52 | -0.27 | -0.73 | -1.00 | -0.22 | 0.01 | -0.21 | -0.29 | 0.16 | -0.13 |
| 大館 市 | -0.23 | -0.34 | -0.57 | -0.35 | -0.32 | -0.67 | -0.35 | -0.38 | -0.73 | -0.42 | -0.40 | -0.82 |
| 本荘 市 | 0.01 | 0.19 | 0.20 | -0.02 | -0.11 | -0.13 | -0.15 | -0.30 | -0.46 | -0.16 | 0.13 | -0.03 |
| 男鹿 市 | -0.74 | -0.65 | -1.39 | -0.69 | -0.68 | -1.36 | -0.76 | -0.73 | -1.48 | -0.73 | -0.65 | -1.38 |
| 湯沢 市 | -0.15 | -0.47 | -0.61 | -0.25 | -0.60 | -0.85 | -0.39 | -0.29 | -0.69 | -0.52 | -0.52 | -1.04 |
| 大曲 市 | -0.30 | -0.23 | -0.53 | -0.28 | -0.29 | -0.57 | -0.14 | -0.18 | -0.32 | -0.25 | -0.40 | -0.66 |
| 鹿角 市 | -0.36 | -0.46 | -0.82 | -0.47 | -0.52 | -0.99 | -0.63 | -0.70 | -1.33 | -0.61 | -0.65 | -1.26 |
| 鹿角 郡 | -0.66 | -0.84 | -1.49 | -0.76 | -0.75 | -1.51 | -0.70 | -0.82 | -1.52 | -0.83 | -0.38 | -1.21 |
| 小坂 町 | -0.66 | -0.84 | -1.49 | -0.76 | -0.75 | -1.51 | -0.70 | -0.82 | -1.52 | -0.83 | -0.38 | -1.21 |
| 北秋田 郡 | -0.58 | -0.37 | -0.96 | -0.67 | -0.38 | -1.05 | -0.81 | -0.47 | -1.29 | -0.86 | -0.57 | -1.42 |
| 鷹巣 町 | -0.41 | -0.31 | -0.72 | -0.39 | -0.25 | -0.64 | -0.60 | -0.87 | -1.47 | -0.71 | -0.79 | -1.49 |
| 比内 町 | -0.66 | -0.06 | -0.72 | -0.57 | -0.25 | -0.82 | -0.71 | -0.18 | -0.89 | -0.69 | -0.75 | -1.44 |
| 森吉 町 | -0.44 | -0.83 | -1.27 | -0.73 | -0.03 | -0.75 | -0.76 | -0.48 | -1.24 | -0.85 | -0.44 | -1.28 |
| 阿仁 町 | -0.86 | -0.95 | -1.80 | -1.65 | -0.87 | -2.52 | -1.74 | -0.63 | -2.37 | -1.32 | -0.94 | -2.26 |
| 阿田 町 | -0.67 | -0.22 | -0.89 | -0.77 | -0.60 | -1.37 | -0.83 | 0.13 | -0.70 | -0.99 | -0.27 | -1.26 |
| 合川 町 | -0.55 | -0.44 | -0.99 | -0.73 | -0.99 | -1.72 | -0.77 | -0.08 | -0.85 | -0.69 | -0.01 | -0.70 |
| 上小阿仁村 | -1.28 | -0.36 | -1.63 | -1.12 | 0.09 | -1.03 | -1.55 | -1.07 | -2.62 | -2.00 | -0.25 | -2.25 |
| 山本 郡 | -0.75 | -0.69 | -1.44 | -0.81 | -0.49 | -1.31 | -0.76 | -0.64 | -1.40 | -0.89 | -0.58 | -1.47 |
| 琴丘 町 | -1.02 | -0.71 | -1.73 | -0.69 | -0.89 | -1.58 | -0.84 | -0.23 | -1.07 | -0.98 | -1.10 | -2.08 |
| 二ツ井 町 | -0.87 | -0.51 | -1.38 | -0.69 | -0.42 | -1.12 | -0.93 | -0.45 | -1.39 | -0.83 | -0.52 | -1.35 |
| 八森 町 | -0.78 | -0.76 | -1.54 | -0.88 | 0.41 | -0.47 | -0.78 | -0.99 | -1.77 | -1.28 | -0.68 | -1.96 |
| 山本 町 | -0.48 | -0.89 | -1.37 | -0.89 | -0.46 | -1.36 | -0.75 | -1.18 | -1.93 | -0.79 | -0.89 | -1.67 |
| 八竜 町 | -0.31 | -0.90 | -1.21 | -0.67 | -0.08 | -0.75 | -0.58 | -0.41 | -0.99 | -0.89 | 0.06 | -0.83 |
| 藤里 町 | -0.89 | -0.40 | -1.30 | -1.03 | -0.99 | -2.02 | -0.68 | -0.75 | -1.43 | -0.87 | -0.31 | -1.18 |
| 峰浜 村 | -1.07 | -0.60 | -1.67 | -1.04 | -1.23 | -2.27 | -0.57 | -0.59 | -1.15 | -0.76 | -0.72 | -1.48 |
| 南秋田 郡 | -0.28 | 0.20 | -0.08 | -0.28 | -0.36 | -0.64 | -0.33 | -0.34 | -0.67 | -0.35 | -0.27 | -0.62 |
| 五城目 町 | -0.70 | -0.16 | -0.86 | -0.80 | -0.66 | -1.46 | -0.89 | -1.05 | -1.94 | -0.66 | -0.62 | -1.27 |
| 昭和 町 | -0.52 | 0.21 | -0.31 | -0.62 | -1.11 | -1.74 | -0.45 | -0.09 | -0.54 | -0.67 | -0.73 | -1.40 |
| 八郎潟 町 | -0.31 | -0.20 | -0.50 | -0.40 | -0.85 | -1.25 | -0.51 | -1.09 | -1.61 | -0.51 | -0.54 | -1.04 |
| 飯田川 町 | -0.36 | 0.78 | 0.42 | -0.22 | -0.50 | -0.71 | -0.36 | -0.74 | -1.10 | -0.24 | -0.26 | -0.50 |
| 天王 町 | 0.23 | 0.64 | 0.87 | 0.21 | 0.18 | 0.39 | 0.18 | 0.36 | 0.54 | 0.01 | 0.27 | 0.29 |
| 井川 町 | -0.46 | 0.07 | -0.39 | -0.64 | 0.15 | -0.49 | -0.38 | 0.20 | -0.18 | -0.66 | -0.18 | -0.84 |
| 若美 町 | -0.76 | -0.65 | -1.41 | -0.48 | -0.50 | -0.98 | -0.76 | -0.72 | -1.48 | -0.64 | -0.91 | -1.55 |
| 大潟 村 | 0.21 | 0.96 | 1.17 | 0.54 | -0.06 | 0.48 | 0.21 | -0.86 | -0.65 | 0.54 | 0.45 | 0.98 |
| 河辺 郡 | -0.59 | -0.52 | -1.10 | -0.55 | -0.64 | -1.19 | -0.48 | -1.19 | -1.67 | -0.62 | 0.33 | -0.28 |
| 河辺 町 | -0.55 | 0.12 | -0.43 | -0.56 | -0.54 | -1.09 | -0.43 | -0.32 | -0.75 | -0.62 | -0.27 | -0.89 |
| 河雄 町 | -0.63 | -1.33 | -1.96 | -0.54 | -0.77 | -1.31 | -0.54 | -2.31 | -2.86 | -0.61 | 1.13 | 0.52 |
| 由利 郡 | -0.44 | -0.46 | -0.90 | -0.42 | -0.52 | -0.94 | -0.55 | -0.36 | -0.92 | -0.60 | -0.64 | -1.24 |
| 仁賀保 町 | 0.20 | -0.62 | -0.42 | -0.03 | -0.08 | -0.10 | -0.13 | -0.65 | -0.78 | -0.18 | -0.80 | -0.97 |
| 金浦 町 | -0.49 | 0.53 | 0.04 | -0.65 | -0.55 | -1.19 | -0.79 | 0.79 | 0.00 | -0.71 | -0.18 | -0.89 |
| 象潟 町 | -0.40 | -0.56 | -0.96 | -0.43 | -0.76 | -1.19 | -0.45 | 0.18 | -0.27 | -0.48 | -0.67 | -1.15 |
| 矢島 町 | -0.72 | -1.01 | -1.73 | -0.51 | -0.65 | -1.16 | -0.59 | -1.04 | -1.63 | -0.72 | -1.12 | -1.84 |
| 岩城 町 | -0.71 | 0.53 | -0.18 | -0.61 | -0.65 | -1.26 | -0.82 | 0.29 | -0.52 | -0.82 | -0.06 | -0.88 |
| 由利 町 | -0.76 | -0.42 | -1.18 | -0.51 | -0.91 | -1.42 | -0.56 | -0.93 | -1.49 | -0.79 | -1.11 | -1.90 |
| 西目 町 | -0.20 | -0.18 | -0.38 | -0.33 | 1.43 | 1.09 | -0.35 | 0.35 | 0.00 | -0.12 | 0.47 | 0.35 |
| 鳥海 町 | -0.65 | -0.98 | -1.63 | -0.49 | -1.09 | -1.58 | -0.68 | -1.38 | -2.06 | -0.90 | -1.47 | -2.37 |
| 東由利 町 | -0.64 | -1.07 | -1.71 | -0.88 | -1.44 | -2.32 | -1.11 | -0.73 | -1.84 | -1.24 | -0.20 | -1.44 |
| 大内 町 | -0.63 | -0.50 | -1.13 | -0.35 | -0.74 | -1.09 | -0.65 | -0.64 | -1.28 | -0.68 | -0.89 | -1.57 |
| 仙北 郡 | -0.54 | -0.46 | -1.00 | -0.55 | -0.37 | -0.92 | -0.66 | -0.37 | -1.03 | -0.68 | -0.35 | -1.03 |
| 神岡 町 | -0.72 | -0.89 | -1.61 | -0.75 | 0.00 | -0.75 | -0.71 | -0.63 | -1.34 | -0.70 | -0.20 | -0.90 |
| 西仙北 町 | -0.95 | -1.10 | -2.06 | -0.70 | -0.27 | -0.97 | -0.73 | -0.55 | -1.28 | -0.84 | -0.64 | -1.49 |
| 角館 町 | -0.44 | -0.71 | -1.15 | -0.52 | -0.82 | -1.34 | -0.41 | -0.13 | -0.54 | -0.53 | -0.25 | -0.77 |
| 六中 町 | -0.43 | -0.19 | -0.62 | -0.46 | -0.32 | -0.77 | -0.57 | -0.49 | -1.06 | -0.82 | -0.52 | -1.34 |
| 仙北 町 | -0.48 | -0.58 | -1.06 | -0.43 | -0.21 | -0.65 | -0.88 | -0.33 | -1.21 | -0.70 | -0.23 | -0.93 |
| 田沢湖 町 | -0.32 | -0.46 | -0.78 | -0.39 | -0.53 | -0.92 | -0.49 | -0.77 | -1.26 | -0.46 | -0.30 | -0.75 |
| 協和 町 | -0.66 | -0.42 | -1.07 | -0.63 | -0.25 | -0.88 | -0.82 | -0.26 | -1.08 | -0.80 | -0.55 | -1.35 |
| 南外 村 | -0.51 | -0.36 | -0.87 | -0.94 | -0.21 | -1.15 | -0.99 | -0.02 | -1.02 | -0.83 | -0.63 | -1.46 |
| 仙北 村 | -0.39 | 0.23 | -0.16 | -0.27 | 0.14 | -0.13 | -0.28 | -0.15 | -0.43 | -0.50 | -0.25 | -0.75 |
| 西木 村 | -0.82 | -0.08 | -0.90 | -0.56 | 0.45 | -0.10 | -1.05 | -0.34 | -1.38 | -0.89 | -0.32 | -1.21 |
| 太田 町 | -0.42 | -0.18 | -0.60 | -0.68 | -0.90 | -1.59 | -0.71 | -0.72 | -1.43 | -0.73 | 0.09 | -0.64 |
| 千畑 町 | -0.48 | -0.40 | -0.88 | -0.35 | -0.74 | -1.10 | -0.68 | 0.11 | -0.57 | -0.70 | -0.40 | -1.09 |
| 仙南 村 | -0.54 | -0.25 | -0.79 | -0.81 | -0.40 | -1.20 | -0.65 | -0.43 | -1.07 | -0.71 | -0.48 | -1.19 |
| 平鹿 郡 | -0.44 | -0.42 | -0.86 | -0.54 | -0.58 | -1.12 | -0.64 | -0.38 | -1.02 | -0.68 | -0.43 | -1.11 |
| 増田 町 | -0.33 | -0.35 | -0.68 | -0.82 | -0.94 | -1.76 | -0.63 | -0.68 | -1.31 | -0.60 | -0.24 | -0.84 |
| 平鹿 町 | -0.38 | -0.62 | -1.00 | -0.41 | -0.40 | -0.81 | -0.63 | -0.61 | -1.24 | -0.56 | -0.39 | -0.95 |
| 雄物川 町 | -0.60 | -0.63 | -1.23 | -0.56 | -0.60 | -1.16 | -0.51 | -0.30 | -0.81 | -0.81 | -0.39 | -1.21 |
| 大森 町 | -0.67 | -0.88 | -1.54 | -0.63 | -0.48 | -1.10 | -0.63 | -0.05 | -0.68 | -1.14 | -0.42 | -1.56 |
| 山文字 町 | -0.28 | 0.10 | -0.19 | -0.30 | -0.52 | -0.82 | -0.59 | 0.29 | -0.30 | -0.54 | -0.51 | -1.05 |
| 山村 町 | -0.67 | -1.03 | -1.70 | -0.85 | -0.70 | -1.55 | -1.20 | -0.84 | -2.04 | -1.00 | -0.66 | -1.65 |
| 大雄 村 | -0.39 | 0.24 | -0.15 | -0.58 | -0.70 | -1.28 | -0.61 | -1.25 | -1.85 | -0.37 | -0.53 | -0.90 |
| 雄勝 郡 | -0.64 | -0.59 | -1.22 | -0.60 | -0.58 | -1.18 | -0.67 | -0.84 | -1.52 | -0.82 | -0.66 | -1.48 |
| 稲川 町 | -0.35 | -0.40 | -0.75 | -0.37 | -1.00 | -1.37 | -0.66 | -0.57 | -1.22 | -0.85 | -0.69 | -1.54 |
| 雄勝 町 | -0.89 | -1.01 | -1.91 | -0.90 | -0.61 | -1.51 | -0.79 | -1.02 | -1.81 | -0.92 | -0.84 | -1.76 |
| 羽後 町 | -0.58 | -0.48 | -1.06 | -0.58 | -0.29 | -0.86 | -0.66 | -0.91 | -1.57 | -0.74 | -0.65 | -1.40 |
| 東成瀬 村 | -0.91 | -0.47 | -1.39 | -0.63 | -0.63 | -1.26 | -0.39 | -0.64 | -1.03 | -0.98 | -0.24 | -1.22 |
| 皆瀬 村 | -0.89 | -0.76 | -1.64 | -0.57 | -0.80 | -1.37 | -0.75 | -1.09 | -1.83 | -0.73 | -0.55 | -1.28 |

(単位：%)

| | 平成17年 | | | | 18年 | | | 19年 | | | 20年 | | | 21年 | | |
|-------|-----------|-----------|-----------|-------|-----------|-----------|-----------|-----------|-----------|-----------|-----------|-----------|-----------|-----------|-----------|-----------|
| | 自然 増減率 | 社会 増減率 | 人口 増減率 | | 自然 増減率 | 社会 増減率 | 人口 増減率 | 自然 増減率 | 社会 増減率 | 人口 増減率 | 自然 増減率 | 社会 増減率 | 人口 増減率 | 自然 増減率 | 社会 増減率 | 人口 増減率 |
| 県 | -0.45 | -0.38 | -0.83 | 県 | -0.52 | -0.48 | -1.00 | -0.52 | -0.60 | -1.12 | -0.54 | -0.55 | -1.10 | -0.63 | -0.41 | -1.04 |
| 市 部 | -0.40 | -0.37 | -0.77 | 市 部 | -0.47 | -0.44 | -0.91 | -0.48 | -0.57 | -1.05 | -0.49 | -0.53 | -1.03 | -0.59 | -0.40 | -0.99 |
| 郡 部 | -0.81 | -0.47 | -1.28 | 郡 部 | -0.90 | -0.88 | -1.78 | -0.91 | -0.82 | -1.73 | -0.98 | -0.70 | -1.68 | -0.99 | -0.44 | -1.43 |
| 秋田市 | -0.07 | -0.18 | -0.25 | 秋田市 | -0.13 | -0.25 | -0.38 | -0.15 | -0.56 | -0.72 | -0.14 | -0.51 | -0.65 | -0.21 | -0.24 | -0.45 |
| 能代市 | -0.50 | -0.40 | -0.90 | 能代市 | -0.65 | -0.26 | -0.91 | -0.75 | -0.75 | -1.50 | -0.73 | -0.84 | -1.57 | -0.78 | -0.77 | -1.55 |
| 横手市 | -0.55 | -0.49 | -1.04 | 横手市 | -0.60 | -0.46 | -1.07 | -0.57 | -0.51 | -1.08 | -0.68 | -0.42 | -1.10 | -0.70 | -0.52 | -1.22 |
| 大館市 | -0.50 | -0.45 | -0.95 | 大館市 | -0.55 | -0.41 | -0.96 | -0.62 | -0.61 | -1.23 | -0.53 | -0.44 | -0.97 | -0.64 | -0.32 | -0.95 |
| 男鹿市 | -0.75 | -0.72 | -1.47 | 男鹿市 | -0.94 | -0.94 | -1.88 | -0.86 | -0.89 | -1.74 | -0.95 | -1.26 | -2.21 | -1.02 | -0.71 | -1.73 |
| 湯沢市 | -0.62 | -0.54 | -1.16 | 湯沢市 | -0.90 | -0.55 | -1.45 | -0.81 | -0.56 | -1.37 | -0.75 | -0.47 | -1.22 | -0.94 | -0.34 | -1.28 |
| 鹿角市 | -0.85 | -0.69 | -1.53 | 鹿角市 | -0.65 | -0.97 | -1.61 | -0.77 | -0.69 | -1.46 | -0.80 | -0.70 | -1.50 | -0.76 | -0.60 | -1.36 |
| 由利本荘市 | -0.48 | -0.51 | -0.99 | 由利本荘市 | -0.48 | -0.59 | -1.07 | -0.52 | -0.53 | -1.05 | -0.51 | -0.52 | -1.02 | -0.61 | -0.39 | -1.01 |
| 潟上市 | -0.23 | 0.07 | -0.17 | 潟上市 | -0.37 | -0.34 | -0.71 | -0.27 | 0.02 | -0.25 | -0.35 | -0.32 | -0.67 | -0.48 | -0.60 | -1.08 |
| 大仙市 | -0.56 | -0.28 | -0.85 | 大仙市 | -0.65 | -0.48 | -1.13 | -0.59 | -0.48 | -1.07 | -0.65 | -0.34 | -0.98 | -0.79 | -0.33 | -1.12 |
| 北秋田市 | -0.80 | -0.61 | -1.41 | 北秋田市 | -0.85 | -0.67 | -1.52 | -0.85 | -1.13 | -1.98 | -0.95 | -0.91 | -1.86 | -1.27 | -0.69 | -1.96 |
| にかほ市 | -0.51 | -0.62 | -1.12 | にかほ市 | -0.50 | -0.44 | -0.94 | -0.44 | -0.23 | -0.67 | -0.58 | -0.18 | -0.76 | -0.69 | -0.31 | -1.00 |
| 仙北市 | -0.53 | -0.58 | -1.10 | 仙北市 | -0.72 | -0.68 | -1.40 | -0.74 | -0.65 | -1.39 | -0.79 | -0.71 | -1.50 | -0.90 | -0.58 | -1.48 |
| 鹿角郡 | -0.90 | -0.16 | -1.06 | 鹿角郡 | -1.22 | -1.04 | -2.26 | -1.38 | -0.93 | -2.31 | -1.34 | -1.30 | -2.64 | -1.18 | -0.98 | -2.16 |
| 小坂町 | -0.90 | -0.16 | -1.06 | 小坂町 | -1.22 | -1.04 | -2.26 | -1.38 | -0.93 | -2.31 | -1.34 | -1.30 | -2.64 | -1.18 | -0.98 | -2.16 |
| 北秋田郡 | -1.19 | -0.42 | -1.60 | 北秋田郡 | -1.61 | -1.09 | -2.70 | -1.98 | -0.99 | -2.98 | -1.74 | -0.85 | -2.59 | -2.17 | 0.98 | -1.19 |
| 上小阿仁村 | -1.19 | -0.42 | -1.60 | 上小阿仁村 | -1.61 | -1.09 | -2.70 | -1.98 | -0.99 | -2.98 | -1.74 | -0.85 | -2.59 | -2.17 | 0.98 | -1.19 |
| 山本郡 | -1.00 | -0.46 | -1.46 | 山本郡 | -0.93 | -1.09 | -2.03 | -1.02 | -0.88 | -1.90 | -1.06 | -0.75 | -1.81 | -1.14 | -0.55 | -1.69 |
| 琴丘町 | -1.14 | -0.19 | -1.33 | 藤里町 | -1.26 | -1.17 | -2.44 | -1.27 | -0.73 | -2.00 | -1.11 | -0.60 | -1.71 | -1.17 | -0.49 | -1.66 |
| 二ツ井町 | -1.00 | -0.53 | -1.53 | 三種町 | -0.81 | -1.11 | -1.92 | -0.88 | -0.84 | -1.73 | -1.07 | -0.70 | -1.77 | -1.12 | -0.58 | -1.70 |
| 八森町 | -0.96 | -0.07 | -1.03 | 八峰町 | -1.07 | -1.02 | -2.09 | -1.22 | -1.02 | -2.24 | -1.02 | -0.95 | -1.97 | -1.17 | -0.50 | -1.67 |
| 山本町 | -1.00 | -0.86 | -1.86 | | | | | | | | | | | | | |
| 八竜町 | -0.95 | 0.28 | -0.67 | | | | | | | | | | | | | |
| 藤里町 | -1.10 | -0.68 | -1.78 | | | | | | | | | | | | | |
| 峰浜村 | -0.80 | -1.23 | -2.02 | | | | | | | | | | | | | |
| 南秋田郡 | -0.64 | -0.43 | -1.07 | 南秋田郡 | -0.85 | -0.73 | -1.58 | -0.73 | -1.06 | -1.79 | -0.84 | -0.49 | -1.33 | -0.90 | -0.27 | -1.17 |
| 五城目町 | -0.79 | -0.52 | -1.31 | 五城目町 | -1.22 | -1.01 | -2.23 | -0.94 | -1.14 | -2.08 | -1.08 | -0.84 | -1.92 | -1.28 | -0.80 | -2.08 |
| 八郎潟町 | -0.72 | -0.65 | -1.37 | 八郎潟町 | -0.73 | -0.63 | -1.37 | -0.76 | -0.74 | -1.50 | -0.78 | -0.41 | -1.19 | -0.72 | 0.16 | -0.56 |
| 井川町 | -0.47 | -0.55 | -1.02 | 井川町 | -0.87 | 0.10 | -0.77 | -0.91 | -0.74 | -1.65 | -1.02 | -0.44 | -1.45 | -0.89 | -0.60 | -1.49 |
| 大潟村 | -0.24 | 0.53 | 0.30 | 大潟村 | 0.28 | -1.44 | -1.17 | 0.44 | -2.05 | -1.62 | 0.19 | 0.47 | 0.66 | 0.03 | 1.19 | 1.22 |
| 仙北郡 | -0.66 | -0.59 | -1.25 | 仙北郡 | -0.72 | -0.49 | -1.21 | -0.70 | -0.53 | -1.23 | -0.96 | -0.44 | -1.39 | -0.77 | -0.35 | -1.12 |
| 美郷町 | -0.66 | -0.59 | -1.25 | 美郷町 | -0.72 | -0.49 | -1.21 | -0.70 | -0.53 | -1.23 | -0.96 | -0.44 | -1.39 | -0.77 | -0.35 | -1.12 |
| 雄勝郡 | -0.70 | -0.51 | -1.21 | 雄勝郡 | -0.92 | -1.06 | -1.98 | -0.88 | -0.65 | -1.54 | -0.81 | -0.99 | -1.80 | -0.91 | -0.61 | -1.52 |
| 羽後町 | -0.66 | -0.46 | -1.12 | 羽後町 | -0.91 | -1.03 | -1.94 | -0.83 | -0.47 | -1.30 | -0.76 | -0.93 | -1.69 | -0.81 | -0.74 | -1.55 |
| 東成瀬村 | -0.90 | -0.84 | -1.74 | 東成瀬村 | -0.97 | -1.23 | -2.20 | -1.22 | -1.67 | -2.89 | -1.13 | -1.36 | -2.48 | -1.49 | 0.14 | -1.36 |

2 秋田県及び県内市町村別 人口増減率、自然増減率、社会増減率の推移（昭和56年～平成29年） その4

注）秋田県年齢別人口流動調査による。

（単位：％）

| | 平成22年 | | | 23年 | | | 24年 | | | 25年 | | | 26年 | | |
|-------|-------|-------|-------|-------|-------|-------|-------|-------|-------|-------|-------|-------|-------|-------|-------|
| | 自然増減率 | 社会増減率 | 人口増減率 | 自然増減率 | 社会増減率 | 人口増減率 | 自然増減率 | 社会増減率 | 人口増減率 | 自然増減率 | 社会増減率 | 人口増減率 | 自然増減率 | 社会増減率 | 人口増減率 |
| 県 | -0.66 | -0.33 | -0.99 | -0.72 | -0.28 | -1.01 | -0.77 | -0.34 | -1.11 | -0.82 | -0.40 | -1.22 | -0.84 | -0.43 | -1.26 |
| 市 | -0.62 | -0.30 | -0.92 | -0.69 | -0.25 | -0.94 | -0.73 | -0.29 | -1.02 | -0.79 | -0.37 | -1.15 | -0.79 | -0.38 | -1.17 |
| 郡 | -1.02 | -0.57 | -1.59 | -1.06 | -0.57 | -1.64 | -1.19 | -0.75 | -1.94 | -1.19 | -0.60 | -1.79 | -1.26 | -0.79 | -2.05 |
| 秋田市 | -0.27 | -0.18 | -0.45 | -0.31 | -0.01 | -0.33 | -0.36 | 0.12 | -0.23 | -0.39 | -0.11 | -0.51 | -0.37 | -0.08 | -0.45 |
| 能代市 | -0.80 | -0.46 | -1.26 | -0.94 | -0.21 | -1.15 | -0.98 | -0.36 | -1.34 | -1.03 | -0.60 | -1.63 | -1.26 | -0.50 | -1.76 |
| 横手市 | -0.64 | -0.36 | -1.00 | -0.81 | -0.36 | -1.18 | -0.83 | -0.48 | -1.31 | -0.88 | -0.61 | -1.50 | -0.97 | -0.49 | -1.47 |
| 大館市 | -0.66 | -0.29 | -0.95 | -0.73 | -0.17 | -0.90 | -0.76 | -0.59 | -1.35 | -0.94 | -0.32 | -1.26 | -0.85 | -0.49 | -1.34 |
| 男鹿市 | -1.07 | -0.86 | -1.94 | -1.12 | -0.47 | -1.59 | -1.09 | -1.02 | -2.11 | -1.28 | -0.94 | -2.22 | -1.34 | -1.00 | -2.34 |
| 湯沢市 | -1.00 | -0.32 | -1.32 | -1.10 | -0.51 | -1.61 | -1.18 | -0.42 | -1.60 | -1.06 | -0.52 | -1.58 | -1.14 | -0.58 | -1.72 |
| 鹿角市 | -1.05 | -0.23 | -1.28 | -0.95 | -0.54 | -1.49 | -1.07 | -0.63 | -1.70 | -1.06 | -0.45 | -1.51 | -1.05 | -0.72 | -1.77 |
| 由利本荘市 | -0.66 | -0.37 | -1.03 | -0.71 | -0.43 | -1.14 | -0.80 | -0.47 | -1.27 | -0.85 | -0.57 | -1.42 | -0.89 | -0.50 | -1.40 |
| 潟上市 | -0.57 | -0.02 | -0.59 | -0.61 | -0.17 | -0.77 | -0.62 | -0.31 | -0.93 | -0.56 | -0.33 | -0.89 | -0.64 | 0.01 | -0.64 |
| 大仙市 | -0.76 | -0.20 | -0.96 | -0.93 | -0.25 | -1.18 | -1.00 | -0.25 | -1.24 | -1.04 | -0.23 | -1.27 | -0.90 | -0.36 | -1.26 |
| 北秋田市 | -1.21 | -0.45 | -1.66 | -1.25 | -0.67 | -1.92 | -1.12 | -0.78 | -1.90 | -1.22 | -0.57 | -1.79 | -1.32 | -0.54 | -1.86 |
| にかほ市 | -0.81 | -0.78 | -1.59 | -0.57 | -0.58 | -1.15 | -0.68 | -0.68 | -1.35 | -1.00 | -0.69 | -1.68 | -0.96 | -1.11 | -2.06 |
| 仙北市 | -0.94 | -0.42 | -1.36 | -0.99 | -0.50 | -1.48 | -0.98 | -0.49 | -1.47 | -1.22 | -0.43 | -1.65 | -1.09 | -0.69 | -1.78 |
| 鹿角郡 | -1.05 | -0.37 | -1.42 | -0.91 | -0.30 | -1.21 | -1.35 | -0.57 | -1.92 | -1.47 | -0.84 | -2.30 | -1.13 | -1.01 | -2.15 |
| 小坂町 | -1.05 | -0.37 | -1.42 | -0.91 | -0.30 | -1.21 | -1.35 | -0.57 | -1.92 | -1.47 | -0.84 | -2.30 | -1.13 | -1.01 | -2.15 |
| 北秋田郡 | -1.45 | -0.43 | -1.88 | -1.87 | -1.17 | -3.04 | -2.76 | -0.49 | -3.25 | -1.99 | -0.27 | -2.27 | -2.20 | -0.80 | -3.00 |
| 上小阿仁村 | -1.45 | -0.43 | -1.88 | -1.87 | -1.17 | -3.04 | -2.76 | -0.49 | -3.25 | -1.99 | -0.27 | -2.27 | -2.20 | -0.80 | -3.00 |
| 山本郡 | -1.10 | -0.56 | -1.66 | -1.32 | -0.47 | -1.79 | -1.22 | -0.72 | -1.94 | -1.38 | -0.69 | -2.06 | -1.53 | -1.09 | -2.62 |
| 藤里町 | -1.52 | -1.00 | -2.51 | -1.25 | -0.21 | -1.46 | -1.37 | -0.29 | -1.66 | -1.77 | -1.23 | -3.00 | -1.69 | -1.55 | -3.23 |
| 三種町 | -1.03 | -0.78 | -1.81 | -1.33 | -0.45 | -1.78 | -1.15 | -0.73 | -1.88 | -1.29 | -0.64 | -1.93 | -1.49 | -0.91 | -2.40 |
| 八峰町 | -1.07 | 0.16 | -0.91 | -1.31 | -0.64 | -1.96 | -1.32 | -0.89 | -2.21 | -1.38 | -0.55 | -1.93 | -1.54 | -1.29 | -2.83 |
| 南秋田郡 | -0.81 | -0.73 | -1.54 | -0.74 | -0.58 | -1.32 | -1.05 | -1.16 | -2.21 | -1.02 | -0.70 | -1.72 | -1.13 | -0.65 | -1.77 |
| 五城目町 | -1.11 | -0.71 | -1.82 | -0.96 | -0.54 | -1.50 | -1.19 | -0.87 | -2.06 | -1.44 | -0.86 | -2.30 | -1.26 | -0.82 | -2.08 |
| 八郎潟町 | -0.84 | -0.80 | -1.64 | -0.69 | -1.12 | -1.81 | -1.17 | -1.05 | -2.21 | -0.72 | -0.55 | -1.27 | -1.10 | -0.64 | -1.74 |
| 井川町 | -0.70 | -1.23 | -1.93 | -0.89 | -0.38 | -1.27 | -1.03 | -1.44 | -2.47 | -1.12 | -0.83 | -1.95 | -1.27 | -0.62 | -1.89 |
| 大潟村 | 0.06 | 0.22 | 0.28 | 0.12 | 0.09 | 0.22 | -0.40 | -1.86 | -2.26 | -0.13 | -0.29 | -0.41 | -0.51 | -0.19 | -0.70 |
| 仙北郡 | -1.07 | -0.42 | -1.49 | -0.94 | -0.45 | -1.39 | -0.98 | -0.70 | -1.68 | -1.06 | -0.43 | -1.49 | -1.12 | -0.53 | -1.65 |
| 美郷町 | -1.07 | -0.42 | -1.49 | -0.94 | -0.45 | -1.39 | -0.98 | -0.70 | -1.68 | -1.06 | -0.43 | -1.49 | -1.12 | -0.53 | -1.65 |
| 雄勝郡 | -1.02 | -0.64 | -1.67 | -1.16 | -0.86 | -2.02 | -1.27 | -0.40 | -1.68 | -1.07 | -0.46 | -1.54 | -1.09 | -0.71 | -1.80 |
| 羽後町 | -0.98 | -0.72 | -1.69 | -1.13 | -0.93 | -2.06 | -1.22 | -0.52 | -1.74 | -1.09 | -0.51 | -1.60 | -1.06 | -0.75 | -1.82 |
| 東成瀬村 | -1.31 | -0.21 | -1.51 | -1.32 | -0.49 | -1.81 | -1.60 | 0.28 | -1.31 | -0.97 | -0.22 | -1.19 | -1.27 | -0.44 | -1.71 |

(単位：%)

| | 平成27年 | | | 28年 | | | 29年 | | |
|-------|-----------|-----------|-----------|-----------|-----------|-----------|-----------|-----------|-----------|
| | 自然 増減率 | 社会 増減率 | 人口 増減率 | 自然 増減率 | 社会 増減率 | 人口 増減率 | 自然 増減率 | 社会 増減率 | 人口 増減率 |
| 県 | -0.86 | -0.46 | -1.32 | -0.91 | -0.40 | -1.32 | -0.99 | -0.42 | -1.41 |
| 市 | -0.81 | -0.42 | -1.23 | -0.87 | -0.37 | -1.24 | -0.95 | -0.40 | -1.35 |
| 郡 | -1.36 | -0.78 | -2.13 | -1.31 | -0.65 | -1.96 | -1.41 | -0.68 | -2.09 |
| 秋田市 | -0.38 | -0.21 | -0.59 | -0.48 | -0.20 | -0.68 | -0.55 | -0.24 | -0.79 |
| 能代市 | -1.17 | -0.41 | -1.58 | -1.19 | -0.43 | -1.62 | -1.34 | -0.49 | -1.83 |
| 横手市 | -0.95 | -0.60 | -1.56 | -1.02 | -0.40 | -1.42 | -1.21 | -0.41 | -1.62 |
| 大館市 | -0.99 | -0.52 | -1.51 | -0.99 | -0.29 | -1.27 | -1.03 | -0.39 | -1.42 |
| 男鹿市 | -1.12 | -0.85 | -1.97 | -1.41 | -0.59 | -2.01 | -1.45 | -0.95 | -2.39 |
| 湯沢市 | -1.17 | -0.33 | -1.50 | -1.29 | -0.77 | -2.06 | -1.30 | -0.52 | -1.81 |
| 鹿角市 | -1.16 | -0.49 | -1.65 | -1.11 | -0.76 | -1.88 | -1.04 | -0.63 | -1.67 |
| 由利本荘市 | -0.86 | -0.73 | -1.59 | -0.90 | -0.38 | -1.28 | -1.00 | -0.49 | -1.49 |
| 潟上市 | -0.61 | 0.10 | -0.52 | -0.69 | -0.14 | -0.83 | -0.73 | -0.11 | -0.84 |
| 大仙市 | -1.06 | -0.49 | -1.55 | -1.07 | -0.34 | -1.41 | -1.09 | -0.40 | -1.49 |
| 北秋田市 | -1.31 | -0.60 | -1.91 | -1.41 | -0.49 | -1.90 | -1.64 | -0.45 | -2.09 |
| にかほ市 | -0.94 | -0.75 | -1.69 | -0.96 | -0.87 | -1.83 | -1.05 | -0.59 | -1.65 |
| 仙北市 | -1.20 | -0.61 | -1.81 | -1.29 | -0.64 | -1.93 | -1.25 | -0.83 | -2.08 |
| 鹿角郡 | -2.03 | -1.11 | -3.14 | -1.31 | -1.03 | -2.34 | -1.69 | -0.92 | -2.61 |
| 小坂町 | -2.03 | -1.11 | -3.14 | -1.31 | -1.03 | -2.34 | -1.69 | -0.92 | -2.61 |
| 北秋田郡 | -2.43 | -0.12 | -2.56 | -2.18 | -1.13 | -3.32 | -2.61 | 0.04 | -2.56 |
| 上小阿仁村 | -2.43 | -0.12 | -2.56 | -2.18 | -1.13 | -3.32 | -2.61 | 0.04 | -2.56 |
| 山本郡 | -1.59 | -0.79 | -2.38 | -1.44 | -0.61 | -2.04 | -1.72 | -0.64 | -2.36 |
| 藤里町 | -1.97 | -0.74 | -2.71 | -1.52 | 0.45 | -1.07 | -1.78 | -1.75 | -3.52 |
| 三種町 | -1.48 | -0.60 | -2.08 | -1.35 | -0.78 | -2.13 | -1.67 | -0.59 | -2.26 |
| 八峰町 | -1.65 | -1.26 | -2.92 | -1.60 | -0.68 | -2.28 | -1.82 | -0.24 | -2.06 |
| 南秋田郡 | -1.15 | -0.84 | -1.99 | -1.11 | -0.70 | -1.81 | -1.22 | -0.69 | -1.91 |
| 五城目町 | -1.58 | -0.90 | -2.47 | -1.41 | -0.64 | -2.05 | -1.67 | -0.94 | -2.61 |
| 八郎潟町 | -0.97 | -1.05 | -2.03 | -1.13 | -0.53 | -1.66 | -1.05 | -0.55 | -1.61 |
| 井川町 | -1.10 | -0.55 | -1.65 | -0.90 | -1.08 | -1.99 | -0.98 | -1.06 | -2.05 |
| 大潟村 | -0.22 | -0.74 | -0.96 | -0.51 | -0.58 | -1.09 | -0.55 | 0.36 | -0.20 |
| 仙北郡 | -1.00 | -0.48 | -1.47 | -1.19 | -0.55 | -1.74 | -1.24 | -0.59 | -1.83 |
| 美郷町 | -1.00 | -0.48 | -1.47 | -1.19 | -0.55 | -1.74 | -1.24 | -0.59 | -1.83 |
| 雄勝郡 | -1.33 | -0.99 | -2.31 | -1.37 | -0.61 | -1.97 | -1.15 | -0.85 | -2.00 |
| 羽後町 | -1.36 | -1.03 | -2.39 | -1.48 | -0.64 | -2.12 | -1.24 | -0.97 | -2.21 |
| 東成瀬村 | -1.15 | -0.74 | -1.89 | -0.73 | -0.42 | -1.15 | -0.62 | -0.16 | -0.78 |

3 秋田県及び県内市町村別 年齢3区分別人口割合の推移（昭和55年～平成29年） その1

注）「※」の年は国勢調査、その他は秋田県年齢別人口流動調査による。

| | 昭和55年※ | | | | 56年 | | | | 57年 | | | |
|-------|--------|--------|-------|-------------|-------|--------|-------|-------------|-------|--------|-------|-------------|
| | 15歳未満 | 15～64歳 | 65歳以上 | うち 75歳以上 | 15歳未満 | 15～64歳 | 65歳以上 | うち 75歳以上 | 15歳未満 | 15～64歳 | 65歳以上 | うち 75歳以上 |
| 県 | 20.9 | 68.5 | 10.5 | 3.4 | 21.0 | 68.0 | 10.9 | 3.6 | 20.7 | 67.9 | 11.3 | 3.8 |
| 市 | 21.7 | 68.9 | 9.4 | 3.0 | 21.7 | 68.5 | 9.8 | 3.1 | 21.4 | 68.5 | 10.1 | 3.3 |
| 郡 | 20.1 | 68.1 | 11.8 | 3.9 | 20.2 | 67.5 | 12.3 | 4.1 | 20.0 | 67.2 | 12.8 | 4.3 |
| 秋田 | 22.1 | 70.4 | 7.4 | 2.2 | 22.1 | 70.2 | 7.8 | 2.3 | 21.7 | 70.2 | 8.0 | 2.5 |
| 能代 | 21.7 | 67.5 | 10.7 | 3.4 | 21.7 | 67.1 | 11.2 | 3.6 | 21.3 | 67.1 | 11.6 | 3.8 |
| 横手 | 20.9 | 67.8 | 11.3 | 3.7 | 21.1 | 67.2 | 11.7 | 3.9 | 20.9 | 67.0 | 12.1 | 4.1 |
| 大館 | 21.4 | 68.7 | 9.8 | 3.2 | 21.4 | 68.3 | 10.3 | 3.3 | 21.0 | 68.2 | 10.7 | 3.4 |
| 本荘 | 21.9 | 68.3 | 9.8 | 3.1 | 22.0 | 67.9 | 10.1 | 3.2 | 21.7 | 67.9 | 10.4 | 3.5 |
| 男鹿 | 22.1 | 66.2 | 11.8 | 4.0 | 21.8 | 65.9 | 12.3 | 4.2 | 21.5 | 65.7 | 12.8 | 4.5 |
| 湯沢 | 20.7 | 68.4 | 10.9 | 3.7 | 20.7 | 67.8 | 11.5 | 3.8 | 20.3 | 67.8 | 11.9 | 4.1 |
| 鹿角 | 20.8 | 68.3 | 10.9 | 3.6 | 21.0 | 67.7 | 11.3 | 3.8 | 20.7 | 67.6 | 11.7 | 4.1 |
| 大曲 | 21.3 | 66.9 | 11.8 | 4.2 | 21.5 | 66.2 | 12.3 | 4.3 | 21.4 | 65.8 | 12.8 | 4.5 |
| 鹿角郡 | 19.8 | 68.0 | 12.2 | 3.8 | 19.3 | 67.8 | 12.8 | 4.1 | 18.7 | 67.8 | 13.5 | 4.4 |
| 小坂町 | 19.8 | 68.0 | 12.2 | 3.8 | 19.3 | 67.8 | 12.8 | 4.1 | 18.7 | 67.8 | 13.5 | 4.4 |
| 北秋田郡 | 19.9 | 67.8 | 12.3 | 4.2 | 19.9 | 67.2 | 12.9 | 4.4 | 19.4 | 67.0 | 13.6 | 4.7 |
| 鷹巣町 | 20.7 | 68.0 | 11.3 | 3.8 | 20.6 | 67.5 | 11.8 | 3.9 | 20.0 | 67.6 | 12.4 | 4.2 |
| 比内町 | 20.7 | 67.1 | 12.2 | 4.4 | 20.9 | 66.5 | 12.6 | 4.5 | 20.6 | 66.3 | 13.2 | 4.7 |
| 吉岡町 | 20.3 | 67.2 | 12.5 | 4.1 | 20.2 | 66.5 | 13.2 | 4.2 | 19.9 | 66.2 | 13.8 | 4.6 |
| 阿仁町 | 17.5 | 67.4 | 15.1 | 5.8 | 17.1 | 66.8 | 16.1 | 6.0 | 16.3 | 66.6 | 17.1 | 6.3 |
| 代田町 | 20.4 | 68.6 | 11.0 | 3.5 | 20.6 | 67.7 | 11.7 | 3.6 | 20.4 | 67.2 | 12.4 | 3.8 |
| 合川町 | 17.8 | 68.7 | 13.4 | 4.7 | 18.2 | 67.7 | 14.1 | 4.9 | 17.9 | 67.3 | 14.7 | 5.2 |
| 上小阿仁村 | 17.6 | 67.7 | 14.7 | 4.9 | 17.6 | 66.9 | 15.5 | 5.0 | 17.1 | 66.6 | 16.3 | 5.7 |
| 山本郡 | 20.3 | 67.2 | 12.5 | 4.2 | 20.3 | 66.7 | 13.0 | 4.3 | 19.9 | 66.7 | 13.4 | 4.5 |
| 琴丘町 | 20.0 | 68.2 | 11.8 | 3.7 | 20.2 | 67.7 | 12.1 | 3.9 | 20.2 | 67.2 | 12.7 | 4.0 |
| 二ツ井町 | 19.4 | 67.7 | 12.8 | 4.3 | 19.4 | 67.4 | 13.2 | 4.5 | 19.0 | 67.4 | 13.6 | 4.8 |
| 八森町 | 20.1 | 66.0 | 13.9 | 4.8 | 19.7 | 66.1 | 14.2 | 4.9 | 19.1 | 66.2 | 14.6 | 5.1 |
| 山本町 | 20.6 | 67.8 | 11.6 | 3.6 | 20.6 | 67.2 | 12.2 | 3.7 | 20.2 | 67.3 | 12.5 | 3.9 |
| 八竜町 | 22.3 | 66.6 | 11.1 | 3.5 | 22.2 | 66.2 | 11.6 | 3.6 | 21.8 | 66.3 | 11.9 | 3.8 |
| 藤里町 | 19.0 | 66.5 | 14.5 | 5.7 | 18.9 | 65.9 | 15.2 | 5.8 | 18.5 | 65.6 | 15.9 | 6.0 |
| 峰浜村 | 21.3 | 65.7 | 12.9 | 4.3 | 21.3 | 65.2 | 13.4 | 4.2 | 21.2 | 64.9 | 13.9 | 4.3 |
| 南秋田郡 | 22.1 | 67.9 | 10.0 | 3.1 | 22.0 | 67.5 | 10.4 | 3.2 | 21.6 | 67.6 | 10.8 | 3.5 |
| 五城目町 | 19.9 | 67.5 | 12.5 | 4.0 | 19.9 | 67.0 | 13.1 | 4.3 | 19.5 | 66.8 | 13.7 | 4.6 |
| 昭和町 | 20.7 | 68.8 | 10.5 | 3.0 | 20.5 | 68.6 | 10.9 | 3.3 | 20.1 | 68.6 | 11.3 | 3.6 |
| 八郎潟町 | 21.3 | 69.2 | 9.5 | 2.9 | 21.0 | 69.0 | 10.0 | 3.2 | 20.9 | 68.6 | 10.5 | 3.3 |
| 飯田川町 | 20.9 | 68.9 | 10.1 | 2.9 | 20.9 | 68.5 | 10.5 | 3.1 | 21.0 | 68.3 | 10.7 | 3.5 |
| 天王町 | 24.9 | 68.1 | 6.9 | 1.9 | 24.8 | 67.9 | 7.3 | 2.0 | 24.4 | 68.0 | 7.5 | 2.1 |
| 井川町 | 20.8 | 67.4 | 11.9 | 4.0 | 21.1 | 66.8 | 12.1 | 4.0 | 20.5 | 67.1 | 12.5 | 4.2 |
| 若美町 | 21.3 | 67.0 | 11.7 | 3.8 | 21.2 | 66.6 | 12.3 | 4.0 | 20.7 | 66.7 | 12.6 | 4.2 |
| 大湯村 | 30.1 | 64.1 | 5.8 | 1.7 | 29.8 | 64.2 | 6.0 | 1.8 | 29.0 | 64.5 | 6.5 | 2.0 |
| 河辺郡 | 18.2 | 70.2 | 11.6 | 3.3 | 18.6 | 69.2 | 12.2 | 3.5 | 18.7 | 68.6 | 12.7 | 3.8 |
| 河辺町 | 18.6 | 70.4 | 11.0 | 3.2 | 18.8 | 69.6 | 11.5 | 3.4 | 18.9 | 69.3 | 11.9 | 3.6 |
| 雄和町 | 17.6 | 69.9 | 12.5 | 3.4 | 18.3 | 68.6 | 13.1 | 3.7 | 18.6 | 67.7 | 13.8 | 4.1 |
| 由利郡 | 20.5 | 68.0 | 11.6 | 3.7 | 20.6 | 67.4 | 12.0 | 3.9 | 20.4 | 67.2 | 12.4 | 4.1 |
| 仁賀保町 | 22.3 | 66.6 | 11.1 | 3.4 | 22.3 | 66.4 | 11.3 | 3.6 | 22.0 | 66.7 | 11.4 | 3.7 |
| 金浦町 | 19.7 | 68.1 | 12.2 | 3.9 | 19.4 | 68.0 | 12.6 | 4.0 | 19.1 | 68.1 | 12.9 | 4.3 |
| 象潟町 | 22.0 | 67.7 | 10.3 | 3.2 | 22.2 | 67.0 | 10.8 | 3.3 | 22.1 | 67.1 | 10.9 | 3.4 |
| 矢島町 | 19.2 | 68.4 | 12.4 | 4.1 | 19.3 | 67.4 | 13.3 | 4.7 | 19.3 | 67.0 | 13.7 | 4.8 |
| 岩城町 | 17.6 | 68.3 | 14.1 | 5.0 | 17.8 | 67.4 | 14.8 | 5.2 | 17.6 | 67.2 | 15.2 | 5.5 |
| 由利町 | 19.5 | 68.0 | 12.6 | 4.2 | 20.0 | 67.0 | 13.0 | 4.2 | 20.0 | 66.6 | 13.4 | 4.6 |
| 西目町 | 20.5 | 70.6 | 8.9 | 2.7 | 20.4 | 70.2 | 9.4 | 3.0 | 20.2 | 70.1 | 9.7 | 3.2 |
| 鳥海町 | 21.5 | 68.1 | 10.4 | 3.0 | 21.4 | 67.7 | 10.9 | 3.2 | 21.3 | 67.0 | 11.8 | 3.7 |
| 東由利町 | 18.8 | 67.9 | 13.2 | 4.6 | 19.4 | 66.7 | 13.9 | 4.7 | 19.4 | 66.3 | 14.3 | 4.9 |
| 大内町 | 20.0 | 67.8 | 12.2 | 3.9 | 20.2 | 67.1 | 12.7 | 4.0 | 20.1 | 66.7 | 13.1 | 4.3 |
| 仙北郡 | 19.2 | 69.0 | 11.8 | 3.9 | 19.4 | 68.3 | 12.3 | 4.0 | 19.3 | 68.0 | 12.8 | 4.3 |
| 神岡町 | 18.9 | 69.7 | 11.3 | 3.7 | 19.3 | 68.7 | 12.0 | 4.0 | 19.0 | 68.6 | 12.3 | 4.2 |
| 西仙北町 | 18.9 | 69.4 | 11.8 | 3.6 | 19.0 | 68.6 | 12.4 | 3.7 | 18.8 | 68.3 | 12.9 | 4.0 |
| 角館町 | 20.6 | 67.6 | 11.8 | 4.1 | 20.8 | 66.8 | 12.4 | 4.3 | 20.4 | 66.9 | 12.8 | 4.4 |
| 六郷町 | 19.8 | 67.8 | 12.4 | 4.0 | 19.6 | 67.3 | 13.1 | 4.1 | 19.4 | 66.8 | 13.8 | 4.6 |
| 中仙町 | 19.4 | 68.3 | 12.3 | 4.3 | 19.8 | 67.4 | 12.8 | 4.4 | 19.6 | 67.2 | 13.2 | 4.7 |
| 田沢湖町 | 19.7 | 70.1 | 10.2 | 3.5 | 19.8 | 69.5 | 10.7 | 3.5 | 19.6 | 69.5 | 11.0 | 3.6 |
| 協和町 | 18.4 | 69.4 | 12.2 | 3.8 | 18.5 | 68.7 | 12.8 | 4.0 | 18.5 | 67.7 | 13.7 | 4.6 |
| 南外村 | 17.2 | 71.3 | 11.4 | 3.8 | 17.5 | 70.6 | 11.9 | 3.9 | 17.9 | 69.7 | 12.4 | 4.3 |
| 仙北町 | 18.8 | 69.7 | 11.5 | 3.8 | 19.0 | 69.2 | 11.8 | 4.1 | 18.8 | 69.0 | 12.3 | 4.3 |
| 西木村 | 19.2 | 69.0 | 11.9 | 4.0 | 19.4 | 67.9 | 12.7 | 4.1 | 19.4 | 67.5 | 13.1 | 4.2 |
| 太田町 | 19.5 | 68.7 | 11.8 | 4.4 | 19.9 | 67.7 | 12.4 | 4.4 | 19.8 | 67.3 | 12.9 | 4.4 |
| 千畑町 | 19.0 | 68.8 | 12.2 | 3.8 | 19.4 | 67.9 | 12.7 | 4.1 | 19.0 | 67.9 | 13.1 | 4.2 |
| 仙南村 | 18.2 | 69.4 | 12.4 | 3.8 | 18.6 | 68.5 | 12.9 | 3.9 | 18.8 | 68.0 | 13.2 | 4.2 |
| 平鹿郡 | 20.3 | 67.2 | 12.5 | 4.4 | 20.5 | 66.5 | 12.9 | 4.5 | 20.4 | 66.3 | 13.4 | 4.7 |
| 増田町 | 20.2 | 66.5 | 13.3 | 4.7 | 20.3 | 66.0 | 13.7 | 4.7 | 20.0 | 65.8 | 14.1 | 4.9 |
| 平鹿町 | 19.9 | 67.1 | 13.0 | 4.6 | 20.1 | 66.5 | 13.4 | 4.7 | 20.1 | 66.1 | 13.7 | 4.9 |
| 雄物川町 | 20.2 | 67.4 | 12.4 | 4.2 | 20.3 | 66.9 | 12.7 | 4.4 | 20.3 | 66.5 | 13.2 | 4.6 |
| 大森町 | 18.9 | 67.4 | 13.7 | 5.0 | 19.3 | 66.4 | 14.4 | 5.2 | 19.4 | 65.6 | 14.9 | 5.4 |
| 十文字町 | 21.4 | 67.3 | 11.3 | 4.0 | 21.8 | 66.6 | 11.6 | 4.1 | 21.3 | 66.7 | 12.0 | 4.3 |
| 山内村 | 19.9 | 67.5 | 12.6 | 4.0 | 20.1 | 66.7 | 13.2 | 4.1 | 19.6 | 66.8 | 13.6 | 4.2 |
| 大田村 | 21.1 | 66.9 | 11.9 | 4.1 | 21.2 | 66.6 | 12.1 | 4.2 | 21.2 | 66.0 | 12.8 | 4.5 |
| 雄勝郡 | 19.6 | 68.1 | 12.3 | 4.2 | 19.8 | 67.3 | 12.9 | 4.3 | 19.6 | 67.0 | 13.4 | 4.5 |
| 稲川町 | 20.8 | 66.9 | 12.3 | 4.6 | 20.9 | 66.1 | 12.9 | 4.7 | 20.8 | 66.1 | 13.1 | 4.8 |
| 雄勝町 | 18.9 | 67.9 | 13.2 | 4.6 | 19.1 | 67.1 | 13.8 | 4.6 | 18.8 | 66.8 | 14.4 | 4.9 |
| 雄勝後町 | 19.3 | 69.1 | 11.6 | 3.6 | 19.6 | 68.2 | 12.2 | 3.8 | 19.5 | 67.8 | 12.8 | 4.1 |
| 東成瀬村 | 18.9 | 67.9 | 13.1 | 4.9 | 19.3 | 66.9 | 13.8 | 5.2 | 19.4 | 66.5 | 14.2 | 4.9 |
| 皆瀬村 | 20.2 | 66.9 | 12.8 | 4.6 | 19.7 | 67.0 | 13.3 | 4.7 | 19.2 | 67.2 | 13.6 | 4.6 |

(単位：%)

| | 昭和58年 | | | | 59年 | | | | 60年※ | | | |
|-------|-------|--------|-------|-------------|-------|--------|-------|-------------|-------|--------|-------|-------------|
| | 15歳未満 | 15～64歳 | 65歳以上 | うち 75歳以上 | 15歳未満 | 15～64歳 | 65歳以上 | うち 75歳以上 | 15歳未満 | 15～64歳 | 65歳以上 | うち 75歳以上 |
| 県 | 20.5 | 67.8 | 11.7 | 4.0 | 20.3 | 67.7 | 12.0 | 4.2 | 20.0 | 67.4 | 12.6 | 4.5 |
| 市 | 21.1 | 68.5 | 10.4 | 3.5 | 20.8 | 68.5 | 10.7 | 3.7 | 20.5 | 68.2 | 11.2 | 3.9 |
| 郡 | 19.8 | 67.0 | 13.2 | 4.6 | 19.7 | 66.7 | 13.6 | 4.9 | 19.3 | 66.5 | 14.2 | 5.1 |
| 秋田 | 21.4 | 70.3 | 8.3 | 2.7 | 21.1 | 70.4 | 8.5 | 2.8 | 20.8 | 70.2 | 9.0 | 3.0 |
| 能代 | 21.0 | 67.1 | 12.0 | 4.0 | 20.5 | 67.1 | 12.3 | 4.3 | 20.3 | 66.5 | 13.3 | 4.7 |
| 横手 | 20.6 | 66.9 | 12.5 | 4.4 | 20.4 | 66.8 | 12.8 | 4.6 | 20.1 | 66.5 | 13.3 | 4.8 |
| 大館 | 20.6 | 68.3 | 11.0 | 3.6 | 20.4 | 68.3 | 11.3 | 3.8 | 20.1 | 67.8 | 12.1 | 4.2 |
| 本荘 | 21.6 | 67.7 | 10.7 | 3.7 | 21.5 | 67.5 | 11.0 | 3.9 | 21.4 | 67.1 | 11.5 | 4.0 |
| 男鹿 | 21.1 | 65.5 | 13.4 | 4.7 | 20.7 | 65.6 | 13.7 | 5.0 | 20.2 | 65.4 | 14.4 | 5.3 |
| 湯沢 | 20.1 | 67.7 | 12.2 | 4.3 | 19.7 | 67.5 | 12.9 | 4.6 | 19.4 | 67.2 | 13.4 | 4.8 |
| 鹿角 | 20.6 | 67.4 | 12.0 | 4.3 | 20.4 | 67.4 | 12.3 | 4.6 | 19.9 | 67.5 | 12.7 | 4.7 |
| 大曲 | 21.2 | 65.6 | 13.2 | 4.7 | 21.2 | 65.2 | 13.6 | 4.9 | 20.6 | 65.0 | 14.4 | 5.2 |
| 鹿角郡 | 18.1 | 68.0 | 13.9 | 4.6 | 17.5 | 68.1 | 14.4 | 5.0 | 16.5 | 68.9 | 14.7 | 5.2 |
| 小坂町 | 18.1 | 68.0 | 13.9 | 4.6 | 17.5 | 68.1 | 14.4 | 5.0 | 16.5 | 68.9 | 14.7 | 5.2 |
| 北秋田郡 | 19.3 | 66.6 | 14.1 | 5.0 | 19.2 | 66.3 | 14.5 | 5.4 | 18.7 | 66.2 | 15.2 | 5.6 |
| 鷹巣 | 19.8 | 67.5 | 12.7 | 4.5 | 19.6 | 67.3 | 13.1 | 4.9 | 19.1 | 67.1 | 13.8 | 5.0 |
| 比内 | 20.8 | 65.8 | 13.5 | 4.9 | 20.8 | 65.5 | 13.7 | 5.2 | 20.5 | 65.1 | 14.4 | 5.4 |
| 吉町 | 19.7 | 65.4 | 15.0 | 5.3 | 19.4 | 65.3 | 15.3 | 5.6 | 18.6 | 65.4 | 16.0 | 5.7 |
| 阿仁 | 15.8 | 66.2 | 18.0 | 7.0 | 15.5 | 65.7 | 18.7 | 7.5 | 15.2 | 65.2 | 19.6 | 7.5 |
| 代田 | 20.2 | 67.1 | 12.7 | 3.9 | 20.2 | 66.5 | 13.3 | 4.4 | 19.5 | 66.5 | 14.0 | 4.7 |
| 合川 | 17.8 | 66.8 | 15.5 | 5.6 | 17.7 | 66.5 | 15.9 | 6.1 | 17.1 | 66.7 | 16.2 | 6.2 |
| 上小阿仁村 | 16.8 | 65.8 | 17.4 | 6.3 | 16.5 | 65.4 | 18.0 | 6.7 | 16.1 | 65.4 | 18.5 | 7.0 |
| 山本郡 | 19.6 | 66.5 | 13.9 | 4.7 | 19.2 | 66.4 | 14.4 | 5.0 | 18.7 | 66.2 | 15.1 | 5.3 |
| 琴丘 | 19.8 | 67.1 | 13.1 | 4.2 | 19.5 | 66.6 | 13.9 | 4.6 | 19.2 | 66.2 | 14.6 | 5.0 |
| 二ツ井 | 18.5 | 67.4 | 14.1 | 4.9 | 18.2 | 67.3 | 14.6 | 5.3 | 17.7 | 66.9 | 15.4 | 5.7 |
| 八森 | 18.7 | 66.3 | 15.0 | 5.2 | 18.2 | 66.5 | 15.3 | 5.5 | 17.9 | 66.1 | 16.0 | 5.9 |
| 山本 | 20.0 | 66.8 | 13.2 | 4.1 | 19.5 | 66.6 | 14.0 | 4.4 | 18.9 | 66.8 | 14.3 | 4.7 |
| 八竜 | 21.6 | 66.1 | 12.4 | 4.1 | 21.0 | 66.3 | 12.7 | 4.4 | 20.7 | 66.0 | 13.3 | 4.6 |
| 藤里 | 18.1 | 65.4 | 16.5 | 6.2 | 17.6 | 65.5 | 16.9 | 6.4 | 16.8 | 65.4 | 17.8 | 6.6 |
| 峰浜 | 21.0 | 64.8 | 14.2 | 4.5 | 20.6 | 65.0 | 14.5 | 4.8 | 20.3 | 64.2 | 15.5 | 5.2 |
| 南秋田郡 | 21.3 | 67.5 | 11.2 | 3.7 | 21.0 | 67.5 | 11.5 | 3.9 | 20.6 | 67.4 | 12.0 | 4.1 |
| 五城目 | 19.1 | 66.8 | 14.1 | 5.0 | 18.7 | 66.7 | 14.6 | 5.1 | 18.1 | 66.6 | 15.3 | 5.4 |
| 昭和 | 19.6 | 68.7 | 11.7 | 3.6 | 19.4 | 68.5 | 12.1 | 4.0 | 18.6 | 68.7 | 12.7 | 4.5 |
| 八郎潟 | 20.7 | 68.4 | 10.9 | 3.6 | 20.7 | 67.9 | 11.4 | 3.8 | 20.8 | 67.6 | 11.6 | 3.8 |
| 飯田川 | 20.5 | 68.5 | 10.9 | 3.8 | 20.3 | 68.5 | 11.3 | 3.8 | 20.4 | 67.8 | 11.8 | 4.0 |
| 天王 | 24.1 | 68.0 | 7.8 | 2.3 | 23.8 | 68.1 | 8.0 | 2.4 | 23.8 | 67.5 | 8.8 | 2.8 |
| 井川 | 20.6 | 66.7 | 12.8 | 4.4 | 20.0 | 67.1 | 12.9 | 4.6 | 19.5 | 67.0 | 13.6 | 4.8 |
| 若美 | 20.5 | 66.2 | 13.2 | 4.4 | 20.1 | 66.4 | 13.5 | 4.8 | 19.4 | 66.9 | 13.7 | 4.9 |
| 大湯 | 27.9 | 65.2 | 6.9 | 2.2 | 26.8 | 66.0 | 7.2 | 2.6 | 26.0 | 66.7 | 7.3 | 2.6 |
| 河辺郡 | 18.6 | 68.2 | 13.2 | 4.2 | 18.6 | 67.8 | 13.5 | 4.4 | 18.1 | 68.0 | 13.9 | 4.6 |
| 河辺 | 18.6 | 69.0 | 12.4 | 3.9 | 18.7 | 68.7 | 12.6 | 4.0 | 18.2 | 68.6 | 13.1 | 4.3 |
| 雄和 | 18.4 | 67.1 | 14.4 | 4.6 | 18.5 | 66.7 | 14.8 | 4.9 | 18.0 | 67.1 | 14.9 | 4.9 |
| 由利郡 | 20.4 | 66.9 | 12.7 | 4.4 | 20.4 | 66.6 | 13.0 | 4.7 | 20.1 | 66.5 | 13.5 | 4.9 |
| 仁賀保 | 21.8 | 66.7 | 11.5 | 4.0 | 21.6 | 66.5 | 11.9 | 4.3 | 21.0 | 66.8 | 12.2 | 4.5 |
| 金浦 | 18.9 | 67.9 | 13.1 | 4.8 | 19.2 | 67.5 | 13.2 | 4.7 | 19.2 | 67.1 | 13.7 | 4.7 |
| 象潟 | 22.0 | 67.1 | 10.9 | 3.6 | 22.0 | 66.8 | 11.2 | 3.8 | 21.3 | 67.1 | 11.6 | 3.9 |
| 矢島 | 19.1 | 66.9 | 14.1 | 5.1 | 19.1 | 66.4 | 14.4 | 5.5 | 19.0 | 66.1 | 14.9 | 5.6 |
| 岩城 | 17.7 | 66.5 | 15.9 | 6.2 | 18.0 | 66.0 | 16.1 | 6.5 | 17.4 | 66.0 | 16.6 | 6.9 |
| 由利 | 20.2 | 65.9 | 13.8 | 4.9 | 20.5 | 65.1 | 14.4 | 5.2 | 20.4 | 64.8 | 14.8 | 5.3 |
| 西目 | 20.1 | 69.9 | 10.0 | 3.3 | 20.1 | 69.3 | 10.5 | 3.4 | 20.3 | 68.6 | 11.1 | 3.7 |
| 鳥海 | 20.9 | 67.0 | 12.1 | 3.8 | 21.1 | 66.3 | 12.5 | 4.1 | 21.1 | 65.7 | 13.2 | 4.5 |
| 東由利 | 19.6 | 65.9 | 14.5 | 5.2 | 19.6 | 65.4 | 15.1 | 5.5 | 19.5 | 64.9 | 15.7 | 6.0 |
| 大内 | 20.0 | 66.1 | 13.9 | 4.7 | 19.8 | 66.2 | 14.0 | 5.1 | 19.2 | 66.5 | 14.3 | 5.4 |
| 仙北郡 | 19.2 | 67.6 | 13.2 | 4.5 | 19.1 | 67.2 | 13.7 | 4.9 | 18.9 | 66.8 | 14.3 | 5.2 |
| 神岡 | 18.6 | 68.7 | 12.7 | 4.4 | 18.4 | 68.5 | 13.1 | 4.7 | 18.2 | 68.2 | 13.6 | 4.7 |
| 西仙北 | 18.8 | 68.0 | 13.3 | 4.3 | 18.5 | 67.8 | 13.7 | 4.6 | 18.6 | 67.3 | 14.1 | 4.7 |
| 角館 | 20.3 | 66.7 | 13.0 | 4.8 | 19.9 | 66.4 | 13.7 | 5.3 | 19.5 | 66.2 | 14.3 | 5.5 |
| 六中 | 19.4 | 66.4 | 14.3 | 4.8 | 19.1 | 66.4 | 14.5 | 5.1 | 19.0 | 66.0 | 14.9 | 5.2 |
| 仙北 | 19.6 | 66.8 | 13.6 | 5.0 | 19.6 | 66.2 | 14.2 | 5.3 | 19.3 | 65.9 | 14.8 | 5.7 |
| 田沢湖 | 19.3 | 69.0 | 11.6 | 3.9 | 19.2 | 68.7 | 12.1 | 4.2 | 19.4 | 68.1 | 12.5 | 4.6 |
| 協和 | 18.3 | 67.6 | 14.1 | 4.8 | 18.3 | 67.3 | 14.4 | 5.0 | 17.6 | 67.2 | 15.2 | 5.6 |
| 南外 | 18.0 | 69.2 | 12.8 | 4.5 | 18.1 | 68.3 | 13.6 | 4.6 | 18.2 | 67.3 | 14.5 | 5.3 |
| 仙北 | 18.8 | 68.5 | 12.7 | 4.6 | 18.9 | 67.9 | 13.1 | 4.7 | 18.8 | 67.3 | 13.9 | 4.9 |
| 西木 | 19.3 | 67.1 | 13.7 | 4.5 | 19.2 | 66.4 | 14.4 | 4.7 | 19.0 | 65.9 | 15.1 | 5.0 |
| 太田 | 19.8 | 67.0 | 13.2 | 4.7 | 19.8 | 66.5 | 13.7 | 4.9 | 19.6 | 66.2 | 14.2 | 5.3 |
| 千畑 | 19.1 | 67.3 | 13.6 | 4.5 | 19.0 | 67.2 | 13.9 | 4.8 | 18.4 | 66.9 | 14.7 | 5.2 |
| 仙南 | 19.0 | 67.4 | 13.6 | 4.4 | 18.9 | 67.0 | 14.1 | 5.0 | 19.2 | 66.3 | 14.5 | 5.1 |
| 平鹿郡 | 20.3 | 65.9 | 13.8 | 5.0 | 20.2 | 65.6 | 14.2 | 5.3 | 19.9 | 65.2 | 14.8 | 5.5 |
| 増田 | 20.1 | 65.5 | 14.4 | 4.9 | 20.1 | 65.4 | 14.6 | 5.4 | 20.2 | 64.5 | 15.3 | 5.7 |
| 平鹿 | 20.0 | 65.9 | 14.1 | 5.2 | 20.0 | 65.4 | 14.5 | 5.5 | 19.7 | 65.1 | 15.2 | 5.7 |
| 雄物川 | 20.4 | 66.0 | 13.5 | 5.0 | 20.2 | 65.9 | 13.8 | 5.3 | 20.1 | 65.1 | 14.8 | 5.6 |
| 大森 | 19.4 | 65.1 | 15.6 | 5.8 | 19.5 | 64.4 | 16.1 | 6.2 | 19.1 | 64.4 | 16.4 | 6.4 |
| 十文字 | 21.1 | 66.6 | 12.2 | 4.6 | 20.8 | 66.6 | 12.6 | 4.9 | 20.2 | 66.6 | 13.2 | 4.9 |
| 山内 | 19.3 | 66.2 | 14.5 | 4.6 | 19.0 | 65.9 | 15.1 | 5.0 | 18.7 | 65.9 | 15.4 | 5.4 |
| 大村 | 21.4 | 65.4 | 13.2 | 4.6 | 21.2 | 65.2 | 13.6 | 4.9 | 21.3 | 64.4 | 14.3 | 5.1 |
| 雄勝郡 | 19.5 | 66.6 | 13.8 | 4.8 | 19.5 | 66.2 | 14.3 | 5.1 | 19.3 | 65.8 | 14.9 | 5.4 |
| 稲川 | 20.6 | 65.7 | 13.6 | 5.1 | 20.2 | 66.0 | 13.8 | 5.2 | 19.7 | 65.6 | 14.7 | 5.9 |
| 雄勝 | 18.6 | 66.5 | 14.9 | 5.3 | 18.5 | 65.8 | 15.7 | 5.6 | 18.2 | 65.6 | 16.3 | 6.0 |
| 羽後 | 19.5 | 67.3 | 13.1 | 4.3 | 19.7 | 66.7 | 13.7 | 4.6 | 19.6 | 66.4 | 14.0 | 4.6 |
| 東成瀬 | 19.4 | 66.0 | 14.6 | 5.1 | 19.3 | 65.7 | 15.0 | 5.4 | 19.1 | 65.4 | 15.5 | 5.6 |
| 皆瀬 | 19.0 | 66.6 | 14.4 | 5.1 | 19.0 | 65.9 | 15.1 | 5.5 | 19.2 | 64.8 | 16.0 | 6.0 |

3 秋田県及び県内市町村別 年齢3区分別人口割合の推移（昭和55年～平成29年） その2

注）「※」の年は国勢調査、その他は秋田県年齢別人口流動調査による。

| | 昭和61年 | | | | 62年 | | | | 63年 | | | |
|-------|-------|--------|-------|-------------|-------|--------|-------|-------------|-------|--------|-------|-------------|
| | 15歳未満 | 15～64歳 | 65歳以上 | うち 75歳以上 | 15歳未満 | 15～64歳 | 65歳以上 | うち 75歳以上 | 15歳未満 | 15～64歳 | 65歳以上 | うち 75歳以上 |
| 県 | 19.7 | 67.2 | 13.1 | 4.8 | 19.3 | 67.1 | 13.6 | 5.1 | 18.9 | 67.0 | 14.1 | 5.3 |
| 市 | 20.1 | 68.2 | 11.7 | 4.2 | 19.6 | 68.2 | 12.2 | 4.5 | 19.1 | 68.2 | 12.7 | 4.7 |
| 郡 | 19.2 | 66.1 | 14.7 | 5.4 | 18.9 | 65.8 | 15.3 | 5.8 | 18.6 | 65.6 | 15.8 | 6.0 |
| 秋田 | 20.4 | 70.2 | 9.4 | 3.2 | 20.0 | 70.2 | 9.8 | 3.4 | 19.5 | 70.3 | 10.2 | 3.6 |
| 能代 | 19.8 | 66.4 | 13.8 | 5.0 | 19.3 | 66.4 | 14.3 | 5.3 | 18.6 | 66.5 | 14.9 | 5.7 |
| 横手 | 19.8 | 66.5 | 13.7 | 5.1 | 19.5 | 66.2 | 14.3 | 5.4 | 18.9 | 66.2 | 14.9 | 5.6 |
| 大館 | 19.5 | 67.8 | 12.7 | 4.5 | 18.9 | 67.5 | 13.5 | 4.9 | 18.4 | 67.6 | 14.1 | 5.2 |
| 本荘 | 21.0 | 67.2 | 11.9 | 4.3 | 20.6 | 67.1 | 12.3 | 4.5 | 20.0 | 67.2 | 12.8 | 4.8 |
| 男鹿 | 19.8 | 65.3 | 14.9 | 5.6 | 19.2 | 65.3 | 15.5 | 5.9 | 18.5 | 65.3 | 16.2 | 6.3 |
| 湯沢 | 19.1 | 67.0 | 13.9 | 5.1 | 18.9 | 66.6 | 14.5 | 5.4 | 18.4 | 66.5 | 15.1 | 5.5 |
| 鹿角 | 19.4 | 67.4 | 13.2 | 5.0 | 18.9 | 67.5 | 13.7 | 5.3 | 18.4 | 67.5 | 14.1 | 5.6 |
| 大曲 | 20.3 | 64.6 | 15.1 | 5.5 | 19.9 | 64.4 | 15.7 | 5.9 | 19.4 | 64.3 | 16.3 | 6.1 |
| 鹿角郡 | 16.0 | 68.4 | 15.6 | 5.7 | 15.6 | 67.6 | 16.8 | 6.6 | 14.8 | 67.3 | 17.9 | 7.2 |
| 小坂町 | 16.0 | 68.4 | 15.6 | 5.7 | 15.6 | 67.6 | 16.8 | 6.6 | 14.8 | 67.3 | 17.9 | 7.2 |
| 北秋田郡 | 18.5 | 65.7 | 15.8 | 5.9 | 18.1 | 65.4 | 16.5 | 6.4 | 17.8 | 65.2 | 17.0 | 6.7 |
| 鷹巣町 | 18.8 | 66.8 | 14.4 | 5.3 | 18.2 | 66.7 | 15.1 | 5.7 | 17.7 | 66.7 | 15.6 | 6.0 |
| 比内町 | 20.5 | 64.5 | 15.0 | 5.6 | 20.4 | 64.0 | 15.6 | 5.9 | 20.3 | 63.7 | 15.9 | 6.3 |
| 森吉町 | 18.4 | 65.0 | 16.6 | 6.2 | 18.0 | 64.3 | 17.7 | 6.8 | 17.8 | 63.9 | 18.3 | 7.3 |
| 阿仁町 | 15.0 | 64.6 | 20.4 | 8.1 | 15.1 | 63.7 | 21.2 | 8.2 | 14.7 | 63.4 | 21.9 | 8.9 |
| 田代町 | 19.3 | 66.0 | 14.7 | 4.9 | 18.9 | 65.8 | 15.3 | 5.3 | 18.2 | 65.8 | 16.0 | 5.5 |
| 合川町 | 16.9 | 66.4 | 16.7 | 6.8 | 16.9 | 66.0 | 17.1 | 7.2 | 16.5 | 66.2 | 17.3 | 7.2 |
| 上小阿仁村 | 15.9 | 64.9 | 19.2 | 7.6 | 15.2 | 64.0 | 20.7 | 8.4 | 14.8 | 63.9 | 21.3 | 9.0 |
| 山本郡 | 18.5 | 65.8 | 15.7 | 5.6 | 18.3 | 65.3 | 16.3 | 6.0 | 17.9 | 65.3 | 16.8 | 6.3 |
| 琴丘町 | 18.9 | 65.8 | 15.2 | 5.3 | 18.7 | 65.7 | 15.6 | 5.5 | 18.2 | 65.6 | 16.2 | 5.9 |
| 二ツ井町 | 17.6 | 66.4 | 16.0 | 6.0 | 17.3 | 65.8 | 16.9 | 6.3 | 16.9 | 65.6 | 17.5 | 6.5 |
| 八森町 | 18.1 | 65.4 | 16.5 | 6.2 | 18.0 | 65.1 | 17.0 | 6.4 | 17.4 | 65.3 | 17.3 | 6.9 |
| 山本町 | 18.5 | 66.6 | 14.8 | 4.9 | 18.6 | 66.0 | 15.5 | 5.7 | 18.2 | 65.8 | 16.0 | 6.2 |
| 八竜町 | 20.3 | 65.9 | 13.8 | 4.7 | 20.1 | 65.6 | 14.3 | 5.0 | 19.6 | 65.6 | 14.8 | 5.1 |
| 藤里町 | 16.4 | 65.2 | 18.4 | 7.1 | 16.3 | 64.3 | 19.4 | 7.8 | 15.7 | 64.4 | 19.9 | 7.9 |
| 峰浜村 | 20.0 | 63.9 | 16.1 | 5.7 | 19.9 | 63.5 | 16.6 | 5.8 | 19.3 | 63.8 | 16.9 | 6.2 |
| 南秋田郡 | 20.2 | 67.3 | 12.5 | 4.5 | 19.7 | 67.3 | 13.0 | 4.8 | 19.2 | 67.4 | 13.3 | 5.0 |
| 五城目町 | 17.8 | 66.3 | 15.9 | 5.9 | 17.6 | 66.0 | 16.5 | 6.1 | 17.0 | 65.9 | 17.1 | 6.4 |
| 昭和町 | 18.4 | 68.4 | 13.2 | 5.0 | 18.2 | 68.2 | 13.6 | 5.5 | 17.9 | 68.1 | 14.0 | 5.7 |
| 八郎潟町 | 20.4 | 67.6 | 12.0 | 4.1 | 20.1 | 67.6 | 12.3 | 4.3 | 20.1 | 67.1 | 12.7 | 4.7 |
| 飯田川町 | 20.0 | 67.7 | 12.2 | 4.4 | 19.4 | 67.9 | 12.7 | 4.8 | 19.1 | 67.9 | 13.1 | 4.9 |
| 天王町 | 23.3 | 67.5 | 9.2 | 2.9 | 22.7 | 67.5 | 9.7 | 3.3 | 22.0 | 67.9 | 10.0 | 3.5 |
| 井川町 | 18.9 | 67.3 | 13.8 | 5.0 | 18.2 | 67.4 | 14.4 | 5.6 | 17.7 | 67.7 | 14.6 | 5.7 |
| 若美町 | 19.0 | 66.7 | 14.4 | 5.5 | 18.6 | 66.6 | 14.8 | 5.8 | 17.8 | 67.0 | 15.1 | 5.9 |
| 大湯村 | 24.6 | 67.7 | 7.6 | 3.0 | 23.0 | 69.0 | 8.0 | 3.2 | 21.3 | 70.3 | 8.4 | 3.4 |
| 河辺郡 | 18.0 | 67.5 | 14.5 | 4.9 | 18.1 | 67.1 | 14.8 | 5.2 | 18.1 | 66.4 | 15.5 | 5.7 |
| 河辺町 | 18.1 | 68.1 | 13.7 | 4.7 | 18.0 | 67.7 | 14.3 | 5.0 | 17.9 | 66.9 | 15.2 | 5.4 |
| 雄和町 | 17.9 | 66.7 | 15.4 | 5.2 | 18.1 | 66.4 | 15.5 | 5.5 | 18.3 | 65.9 | 15.8 | 6.0 |
| 由利郡 | 20.0 | 66.1 | 14.0 | 5.1 | 19.8 | 65.6 | 14.5 | 5.5 | 19.5 | 65.5 | 15.0 | 5.7 |
| 仁賀保町 | 20.7 | 66.5 | 12.8 | 4.7 | 20.4 | 66.5 | 13.1 | 5.1 | 20.0 | 66.6 | 13.4 | 5.4 |
| 金浦町 | 19.1 | 66.7 | 14.2 | 5.0 | 18.8 | 66.3 | 14.9 | 5.4 | 18.3 | 65.7 | 16.0 | 6.3 |
| 象潟町 | 21.1 | 67.0 | 11.9 | 4.1 | 21.0 | 66.5 | 12.5 | 4.4 | 20.3 | 66.5 | 13.2 | 4.6 |
| 矢島町 | 18.9 | 65.6 | 15.5 | 5.9 | 19.0 | 64.8 | 16.2 | 6.3 | 18.9 | 64.5 | 16.6 | 6.3 |
| 岩城町 | 17.4 | 65.5 | 17.1 | 6.9 | 17.6 | 64.6 | 17.2 | 7.2 | 17.2 | 64.5 | 18.3 | 7.4 |
| 由利町 | 20.7 | 63.8 | 15.5 | 5.6 | 20.7 | 63.4 | 15.9 | 6.1 | 20.4 | 63.4 | 16.2 | 6.2 |
| 西目町 | 20.0 | 68.5 | 11.5 | 3.9 | 19.5 | 68.5 | 11.9 | 4.1 | 19.1 | 68.4 | 12.5 | 4.2 |
| 鳥海町 | 21.2 | 65.1 | 13.7 | 4.9 | 21.1 | 64.7 | 14.2 | 5.2 | 20.6 | 64.6 | 14.8 | 5.3 |
| 東由利町 | 19.3 | 64.3 | 16.3 | 6.2 | 19.2 | 63.5 | 17.3 | 7.0 | 18.9 | 63.2 | 17.9 | 7.3 |
| 大内町 | 19.1 | 66.3 | 14.6 | 5.5 | 19.2 | 65.5 | 15.3 | 6.0 | 19.1 | 65.4 | 15.6 | 6.1 |
| 仙北郡 | 18.8 | 66.5 | 14.7 | 5.5 | 18.5 | 66.2 | 15.2 | 5.8 | 18.3 | 66.0 | 15.8 | 6.0 |
| 神岡町 | 18.1 | 68.2 | 13.8 | 5.1 | 18.0 | 67.8 | 14.1 | 5.1 | 17.6 | 68.0 | 14.4 | 5.3 |
| 西仙北町 | 18.4 | 66.8 | 14.8 | 5.3 | 18.4 | 66.3 | 15.3 | 5.6 | 18.1 | 66.0 | 15.9 | 5.8 |
| 角館町 | 19.1 | 66.1 | 14.8 | 5.9 | 18.5 | 66.0 | 15.5 | 6.3 | 17.8 | 66.1 | 16.1 | 6.6 |
| 六郷町 | 18.7 | 66.0 | 15.3 | 5.6 | 18.3 | 65.9 | 15.8 | 5.7 | 18.2 | 65.8 | 16.0 | 6.0 |
| 中仙町 | 19.2 | 65.7 | 15.0 | 6.0 | 19.2 | 65.3 | 15.5 | 6.3 | 18.8 | 65.1 | 16.1 | 6.4 |
| 田沢湖町 | 19.3 | 67.7 | 13.0 | 4.9 | 18.8 | 67.7 | 13.5 | 4.9 | 18.3 | 67.6 | 14.2 | 5.1 |
| 協和町 | 17.7 | 66.7 | 15.6 | 6.0 | 17.7 | 66.1 | 16.2 | 6.4 | 17.7 | 65.5 | 16.8 | 6.7 |
| 南外村 | 18.2 | 66.6 | 15.2 | 5.8 | 18.1 | 65.9 | 16.0 | 6.1 | 18.3 | 65.3 | 16.4 | 6.1 |
| 仙北町 | 18.9 | 66.8 | 14.3 | 5.3 | 18.7 | 66.8 | 14.5 | 5.5 | 18.7 | 66.4 | 14.8 | 5.9 |
| 西木村 | 18.8 | 65.5 | 15.7 | 5.0 | 18.2 | 65.8 | 16.1 | 5.6 | 17.6 | 65.5 | 16.9 | 5.7 |
| 太田町 | 19.3 | 66.1 | 14.6 | 5.5 | 18.8 | 66.1 | 15.0 | 5.6 | 18.6 | 65.8 | 15.5 | 5.9 |
| 千畑町 | 18.3 | 66.5 | 15.3 | 5.4 | 18.1 | 66.1 | 15.9 | 5.9 | 17.9 | 65.4 | 16.6 | 6.3 |
| 仙南村 | 19.5 | 65.7 | 14.9 | 5.4 | 19.6 | 64.9 | 15.5 | 5.9 | 19.6 | 64.7 | 15.7 | 6.0 |
| 平鹿郡 | 19.8 | 64.8 | 15.4 | 5.8 | 19.5 | 64.5 | 15.9 | 6.1 | 19.2 | 64.3 | 16.4 | 6.4 |
| 増田町 | 20.3 | 63.7 | 16.0 | 5.9 | 20.1 | 63.5 | 16.4 | 6.2 | 19.9 | 63.0 | 17.0 | 6.4 |
| 平鹿町 | 19.6 | 64.8 | 15.7 | 6.0 | 19.4 | 64.6 | 16.1 | 6.4 | 19.2 | 64.3 | 16.5 | 6.6 |
| 雄物川町 | 20.0 | 64.5 | 15.5 | 5.8 | 19.6 | 64.3 | 16.1 | 6.1 | 19.4 | 63.7 | 16.9 | 6.4 |
| 大森町 | 19.2 | 63.9 | 16.9 | 6.7 | 19.0 | 63.4 | 17.5 | 7.1 | 18.5 | 63.2 | 18.2 | 7.7 |
| 十文字町 | 19.9 | 66.3 | 13.7 | 5.2 | 19.4 | 66.1 | 14.5 | 5.4 | 19.0 | 66.2 | 14.8 | 5.7 |
| 山大村 | 18.7 | 65.2 | 16.1 | 5.9 | 18.6 | 64.7 | 16.7 | 6.0 | 18.5 | 64.5 | 17.1 | 6.2 |
| 内雄村 | 20.9 | 64.5 | 14.6 | 5.4 | 20.7 | 64.0 | 15.3 | 5.7 | 20.0 | 64.4 | 15.6 | 5.9 |
| 雄勝郡 | 19.2 | 65.3 | 15.4 | 5.7 | 19.1 | 64.8 | 16.1 | 6.0 | 19.0 | 64.2 | 16.9 | 6.2 |
| 稲川町 | 19.5 | 65.4 | 15.1 | 6.1 | 19.3 | 64.9 | 15.8 | 6.4 | 19.1 | 64.5 | 16.3 | 6.5 |
| 雄勝町 | 18.1 | 65.1 | 16.9 | 6.3 | 17.8 | 64.6 | 17.6 | 6.6 | 17.6 | 64.1 | 18.3 | 6.9 |
| 羽後町 | 19.7 | 65.7 | 14.6 | 4.9 | 19.8 | 65.1 | 15.1 | 5.2 | 19.8 | 64.4 | 15.8 | 5.4 |
| 東成瀬村 | 19.5 | 64.3 | 16.3 | 6.0 | 19.3 | 63.7 | 17.0 | 6.7 | 18.9 | 62.4 | 18.7 | 7.7 |
| 皆瀬村 | 18.9 | 64.7 | 16.4 | 6.2 | 18.4 | 64.0 | 17.6 | 6.6 | 18.3 | 63.3 | 18.4 | 6.7 |

(単位：%)

| | 平成元年 | | | | 2年※ | | | | 3年 | | | |
|-------|-------|--------|-------|-------------|-------|--------|-------|-------------|-------|--------|-------|-------------|
| | 15歳未満 | 15～64歳 | 65歳以上 | うち 75歳以上 | 15歳未満 | 15～64歳 | 65歳以上 | うち 75歳以上 | 15歳未満 | 15～64歳 | 65歳以上 | うち 75歳以上 |
| 県 | 18.4 | 66.9 | 14.8 | 5.6 | 17.9 | 66.5 | 15.6 | 5.9 | 17.4 | 66.2 | 16.4 | 6.2 |
| 市 | 18.6 | 68.2 | 13.2 | 4.9 | 18.0 | 67.9 | 14.0 | 5.2 | 17.5 | 67.8 | 14.7 | 5.5 |
| 郡 | 18.2 | 65.3 | 16.5 | 6.3 | 17.7 | 64.7 | 17.5 | 6.7 | 17.2 | 64.3 | 18.4 | 7.1 |
| 秋田 | 18.9 | 70.4 | 10.7 | 3.8 | 18.4 | 70.1 | 11.4 | 4.1 | 17.8 | 70.1 | 12.0 | 4.4 |
| 能代 | 18.1 | 66.4 | 15.6 | 6.0 | 17.4 | 66.1 | 16.5 | 6.3 | 17.0 | 65.7 | 17.3 | 6.6 |
| 横手 | 18.5 | 66.1 | 15.4 | 5.8 | 18.1 | 65.7 | 16.3 | 6.1 | 17.6 | 65.5 | 16.8 | 6.4 |
| 大館 | 17.7 | 67.6 | 14.7 | 5.4 | 17.3 | 67.2 | 15.5 | 5.7 | 16.7 | 67.0 | 16.3 | 6.1 |
| 本荘 | 19.6 | 67.2 | 13.2 | 5.1 | 19.1 | 66.9 | 13.9 | 5.2 | 18.7 | 66.6 | 14.6 | 5.5 |
| 男鹿 | 17.8 | 65.4 | 16.8 | 6.6 | 17.1 | 65.5 | 17.5 | 6.9 | 16.4 | 65.4 | 18.1 | 7.3 |
| 湯沢 | 18.1 | 66.2 | 15.7 | 5.8 | 17.9 | 65.6 | 16.5 | 5.9 | 17.6 | 65.1 | 17.3 | 6.3 |
| 鹿角 | 17.8 | 67.5 | 14.7 | 5.9 | 17.3 | 67.1 | 15.6 | 6.1 | 16.7 | 66.9 | 16.4 | 6.3 |
| 大曲 | 18.8 | 64.1 | 17.0 | 6.4 | 18.2 | 63.8 | 17.9 | 6.7 | 17.6 | 63.5 | 18.8 | 7.3 |
| 鹿角郡 | 14.4 | 67.0 | 18.6 | 7.7 | 14.3 | 65.1 | 20.6 | 8.5 | 13.9 | 64.9 | 21.2 | 8.7 |
| 小坂町 | 14.4 | 67.0 | 18.6 | 7.7 | 14.3 | 65.1 | 20.6 | 8.5 | 13.9 | 64.9 | 21.2 | 8.7 |
| 北秋田郡 | 17.3 | 64.9 | 17.8 | 7.1 | 16.8 | 64.3 | 18.9 | 7.4 | 16.2 | 64.0 | 19.7 | 7.9 |
| 鷹巣 | 17.4 | 66.2 | 16.4 | 6.4 | 16.9 | 65.8 | 17.3 | 6.7 | 16.4 | 65.6 | 18.0 | 7.1 |
| 比内 | 20.0 | 63.3 | 16.7 | 6.5 | 19.2 | 63.0 | 17.8 | 6.8 | 18.6 | 62.8 | 18.5 | 7.3 |
| 森吉 | 17.2 | 63.4 | 19.4 | 7.7 | 16.4 | 62.9 | 20.7 | 8.4 | 15.8 | 62.3 | 21.9 | 8.9 |
| 阿仁 | 14.1 | 62.5 | 23.5 | 9.5 | 13.6 | 61.9 | 24.5 | 9.7 | 13.5 | 61.1 | 25.4 | 10.4 |
| 田代 | 17.7 | 65.7 | 16.6 | 5.8 | 17.2 | 65.0 | 17.8 | 6.2 | 16.6 | 64.8 | 18.6 | 6.9 |
| 合川 | 16.2 | 66.0 | 17.9 | 7.7 | 15.5 | 65.7 | 18.8 | 8.0 | 15.0 | 65.3 | 19.7 | 8.3 |
| 上小阿仁村 | 14.0 | 63.6 | 22.4 | 9.7 | 14.2 | 61.8 | 24.0 | 10.0 | 13.3 | 62.1 | 24.6 | 10.2 |
| 山本郡 | 17.4 | 65.0 | 17.7 | 6.7 | 16.8 | 64.6 | 18.7 | 7.1 | 16.3 | 64.1 | 19.6 | 7.5 |
| 琴丘 | 17.4 | 65.1 | 17.5 | 6.8 | 16.9 | 64.2 | 18.9 | 7.1 | 16.7 | 63.7 | 19.6 | 7.4 |
| 二ツ井 | 16.4 | 65.2 | 18.4 | 7.0 | 16.1 | 64.6 | 19.4 | 7.2 | 15.7 | 63.9 | 20.4 | 7.7 |
| 八森 | 16.7 | 65.1 | 18.2 | 7.5 | 15.8 | 65.0 | 19.2 | 7.9 | 15.6 | 64.5 | 19.9 | 7.9 |
| 山本 | 17.8 | 65.4 | 16.8 | 6.3 | 17.3 | 65.0 | 17.7 | 6.3 | 16.9 | 64.7 | 18.5 | 6.9 |
| 八竜 | 19.2 | 65.3 | 15.6 | 5.6 | 18.2 | 65.6 | 16.2 | 6.1 | 17.6 | 65.4 | 17.0 | 6.7 |
| 藤里 | 15.8 | 63.7 | 20.6 | 8.1 | 15.2 | 63.4 | 21.4 | 8.4 | 14.8 | 62.1 | 23.1 | 9.4 |
| 峰浜 | 18.6 | 64.0 | 17.4 | 6.3 | 17.8 | 63.4 | 18.8 | 7.2 | 16.9 | 63.7 | 19.4 | 7.4 |
| 南秋田郡 | 18.6 | 67.4 | 14.0 | 5.4 | 18.0 | 67.3 | 14.8 | 5.7 | 17.3 | 67.3 | 15.4 | 5.9 |
| 五城目 | 16.6 | 65.5 | 17.9 | 6.9 | 15.8 | 65.4 | 18.8 | 7.2 | 15.3 | 65.3 | 19.5 | 7.5 |
| 昭和 | 17.3 | 68.0 | 14.7 | 6.0 | 16.9 | 67.6 | 15.5 | 6.4 | 16.2 | 67.4 | 16.4 | 6.6 |
| 八郎潟 | 19.4 | 67.1 | 13.5 | 5.3 | 18.8 | 66.4 | 14.8 | 5.9 | 18.1 | 66.3 | 15.6 | 6.2 |
| 飯田川 | 18.2 | 68.0 | 13.8 | 5.1 | 17.6 | 67.8 | 14.5 | 5.3 | 17.0 | 67.6 | 15.3 | 5.7 |
| 天王 | 21.2 | 68.4 | 10.4 | 3.7 | 20.5 | 68.7 | 10.8 | 3.8 | 19.8 | 68.9 | 11.3 | 4.0 |
| 井川 | 17.2 | 67.3 | 15.4 | 6.1 | 16.8 | 66.8 | 16.4 | 6.7 | 16.2 | 66.8 | 17.0 | 7.0 |
| 若美 | 17.3 | 66.9 | 15.8 | 6.2 | 16.9 | 66.0 | 17.0 | 6.6 | 16.5 | 65.7 | 17.8 | 7.0 |
| 大湯 | 20.9 | 70.2 | 9.0 | 3.6 | 19.2 | 71.9 | 8.9 | 3.8 | 17.9 | 73.2 | 8.9 | 3.8 |
| 河辺郡 | 17.8 | 66.0 | 16.2 | 6.0 | 16.9 | 66.2 | 16.9 | 6.3 | 16.3 | 65.9 | 17.8 | 6.6 |
| 河辺 | 17.5 | 66.3 | 16.2 | 6.0 | 16.7 | 65.9 | 17.4 | 6.4 | 15.9 | 65.4 | 18.7 | 6.8 |
| 雄和 | 18.3 | 65.5 | 16.2 | 6.2 | 17.1 | 66.5 | 16.4 | 6.1 | 16.7 | 66.5 | 16.8 | 6.4 |
| 由利郡 | 19.1 | 65.3 | 15.6 | 6.0 | 18.7 | 64.7 | 16.5 | 6.3 | 18.3 | 64.3 | 17.4 | 6.7 |
| 仁賀保 | 19.4 | 66.9 | 13.7 | 5.5 | 19.1 | 66.4 | 14.4 | 5.9 | 18.7 | 66.1 | 15.1 | 6.1 |
| 金浦 | 17.9 | 65.7 | 16.4 | 6.6 | 17.6 | 65.3 | 17.1 | 7.1 | 17.0 | 65.3 | 17.7 | 7.4 |
| 象潟 | 20.0 | 66.2 | 13.7 | 5.0 | 19.6 | 65.8 | 14.5 | 5.2 | 19.0 | 65.6 | 15.4 | 5.5 |
| 矢島 | 18.6 | 64.1 | 17.3 | 6.6 | 18.4 | 63.4 | 18.1 | 6.8 | 18.0 | 63.0 | 19.1 | 7.5 |
| 岩城 | 17.0 | 64.1 | 18.8 | 7.6 | 17.0 | 63.6 | 19.4 | 7.9 | 17.3 | 62.7 | 20.0 | 8.2 |
| 由利 | 20.2 | 63.0 | 16.8 | 6.4 | 19.8 | 62.5 | 17.7 | 6.6 | 19.6 | 61.7 | 18.6 | 6.9 |
| 西目 | 18.8 | 68.4 | 12.8 | 4.7 | 18.6 | 67.5 | 13.9 | 4.8 | 17.9 | 67.5 | 14.6 | 5.2 |
| 鳥海 | 20.0 | 64.6 | 15.4 | 5.4 | 19.4 | 63.3 | 17.3 | 6.0 | 18.6 | 63.1 | 18.3 | 6.6 |
| 東由利 | 19.1 | 62.2 | 18.7 | 7.7 | 18.6 | 61.2 | 20.2 | 8.3 | 17.8 | 60.5 | 21.6 | 9.0 |
| 大内 | 18.6 | 65.2 | 16.2 | 6.3 | 17.9 | 64.9 | 17.2 | 6.5 | 17.7 | 64.2 | 18.0 | 6.7 |
| 仙北郡 | 17.9 | 65.7 | 16.4 | 6.3 | 17.6 | 64.9 | 17.5 | 6.6 | 17.1 | 64.4 | 18.5 | 7.1 |
| 神岡 | 17.8 | 67.3 | 14.9 | 5.6 | 17.7 | 66.4 | 15.8 | 5.8 | 17.5 | 65.7 | 16.8 | 6.3 |
| 西仙北 | 17.7 | 65.8 | 16.4 | 6.0 | 17.4 | 65.0 | 17.6 | 6.6 | 16.9 | 64.4 | 18.7 | 7.1 |
| 角館 | 17.1 | 66.2 | 16.7 | 6.8 | 17.0 | 65.7 | 17.3 | 6.9 | 16.6 | 65.1 | 18.3 | 7.5 |
| 六郷 | 17.8 | 65.4 | 16.7 | 6.3 | 17.7 | 64.4 | 17.9 | 6.5 | 17.3 | 63.9 | 18.8 | 6.9 |
| 中仙 | 18.2 | 64.9 | 16.9 | 6.8 | 17.5 | 64.2 | 18.3 | 7.4 | 16.8 | 64.1 | 19.1 | 7.7 |
| 田沢湖 | 17.9 | 67.2 | 14.9 | 5.2 | 17.6 | 66.5 | 15.9 | 5.6 | 16.9 | 66.2 | 16.9 | 6.1 |
| 協和 | 17.2 | 65.0 | 17.8 | 7.2 | 17.0 | 63.7 | 19.3 | 7.8 | 16.8 | 63.0 | 20.2 | 8.2 |
| 南外 | 18.6 | 64.2 | 17.2 | 6.3 | 18.0 | 63.6 | 18.3 | 6.5 | 17.5 | 63.3 | 19.2 | 6.9 |
| 仙北 | 18.6 | 66.0 | 15.4 | 6.3 | 18.4 | 65.3 | 16.2 | 6.4 | 18.0 | 65.0 | 17.0 | 6.7 |
| 西木 | 17.1 | 65.3 | 17.6 | 5.9 | 16.9 | 64.2 | 18.8 | 6.5 | 16.5 | 63.3 | 20.2 | 7.2 |
| 太田 | 18.1 | 65.6 | 16.3 | 6.1 | 17.6 | 65.0 | 17.4 | 6.5 | 17.2 | 64.0 | 18.8 | 7.2 |
| 千畑 | 17.6 | 65.6 | 16.9 | 6.6 | 17.6 | 65.0 | 17.4 | 6.8 | 17.2 | 64.6 | 18.3 | 7.2 |
| 仙南 | 19.2 | 64.4 | 16.3 | 6.2 | 19.2 | 63.3 | 17.5 | 6.6 | 18.7 | 62.5 | 18.8 | 7.0 |
| 平鹿郡 | 18.8 | 63.9 | 17.3 | 6.7 | 18.4 | 63.2 | 18.3 | 7.0 | 18.0 | 62.7 | 19.3 | 7.3 |
| 増田 | 19.4 | 62.9 | 17.7 | 6.7 | 18.8 | 62.7 | 18.4 | 7.1 | 18.3 | 62.4 | 19.4 | 7.4 |
| 平鹿 | 18.9 | 63.8 | 17.3 | 6.9 | 18.5 | 63.0 | 18.4 | 7.2 | 18.2 | 62.3 | 19.4 | 7.5 |
| 雄物川 | 19.0 | 63.3 | 17.6 | 6.5 | 18.7 | 62.6 | 18.8 | 6.8 | 18.3 | 62.2 | 19.5 | 7.1 |
| 大森 | 18.1 | 62.5 | 19.4 | 8.2 | 17.8 | 61.4 | 20.8 | 8.8 | 17.5 | 60.3 | 22.1 | 9.3 |
| 十文字 | 18.6 | 65.8 | 15.6 | 5.9 | 18.2 | 65.2 | 16.6 | 6.1 | 17.9 | 64.6 | 17.5 | 6.3 |
| 山内 | 17.8 | 63.9 | 18.3 | 6.9 | 17.7 | 63.2 | 19.1 | 7.4 | 17.1 | 62.9 | 20.0 | 7.9 |
| 大田 | 19.4 | 64.2 | 16.3 | 6.1 | 19.2 | 63.5 | 17.3 | 6.3 | 18.7 | 63.2 | 18.2 | 6.6 |
| 雄勝郡 | 18.8 | 63.5 | 17.7 | 6.4 | 18.2 | 63.0 | 18.8 | 6.8 | 17.9 | 62.3 | 19.8 | 7.2 |
| 稲川 | 18.9 | 63.9 | 17.2 | 6.5 | 18.4 | 63.2 | 18.4 | 6.8 | 17.9 | 63.1 | 19.0 | 7.1 |
| 雄勝 | 17.4 | 63.3 | 19.2 | 7.2 | 16.7 | 62.8 | 20.6 | 7.7 | 16.3 | 61.9 | 21.7 | 8.0 |
| 羽後 | 19.6 | 63.8 | 16.6 | 5.6 | 19.2 | 63.2 | 17.6 | 6.1 | 19.0 | 62.4 | 18.6 | 6.5 |
| 東成瀬 | 18.2 | 62.1 | 19.7 | 7.9 | 17.8 | 61.7 | 20.5 | 8.2 | 17.3 | 60.8 | 21.9 | 8.9 |
| 皆瀬 | 17.7 | 63.0 | 19.3 | 6.9 | 17.4 | 62.6 | 20.1 | 7.5 | 17.2 | 61.7 | 21.1 | 8.2 |

3 秋田県及び県内市町村別 年齢3区分別人口割合の推移（昭和55年～平成29年） その3

注）「※」の年は国勢調査、その他は秋田県年齢別人口流動調査による。

| | 平成4年 | | | | 5年 | | | | 6年 | | | |
|-------|-------|--------|-------|-------------|-------|--------|-------|-------------|-------|--------|-------|-------------|
| | 15歳未満 | 15～64歳 | 65歳以上 | うち 75歳以上 | 15歳未満 | 15～64歳 | 65歳以上 | うち 75歳以上 | 15歳未満 | 15～64歳 | 65歳以上 | うち 75歳以上 |
| 県 | 16.9 | 65.8 | 17.2 | 6.5 | 16.5 | 65.5 | 18.0 | 6.7 | 16.0 | 65.2 | 18.7 | 7.0 |
| 市 | 17.1 | 67.5 | 15.4 | 5.7 | 16.6 | 67.2 | 16.1 | 6.0 | 16.2 | 67.0 | 16.7 | 6.2 |
| 郡 | 16.8 | 63.9 | 19.4 | 7.4 | 16.3 | 63.4 | 20.3 | 7.7 | 15.9 | 63.0 | 21.1 | 8.0 |
| 秋田 | 17.3 | 69.9 | 12.6 | 4.5 | 16.9 | 69.7 | 13.3 | 4.7 | 16.6 | 69.5 | 13.8 | 4.9 |
| 能代 | 16.5 | 65.6 | 17.9 | 6.9 | 15.9 | 65.4 | 18.8 | 7.3 | 15.3 | 65.3 | 19.4 | 7.5 |
| 横手 | 17.3 | 65.1 | 17.6 | 6.6 | 16.6 | 64.9 | 18.4 | 6.9 | 16.2 | 64.6 | 19.2 | 7.2 |
| 大館 | 16.3 | 66.5 | 17.1 | 6.4 | 15.8 | 66.2 | 18.0 | 6.7 | 15.4 | 65.8 | 18.8 | 6.9 |
| 本荘 | 18.3 | 66.3 | 15.3 | 5.7 | 17.8 | 66.1 | 16.1 | 5.9 | 17.3 | 65.9 | 16.7 | 6.2 |
| 男鹿 | 15.8 | 65.1 | 19.0 | 7.7 | 15.2 | 64.9 | 19.9 | 8.0 | 14.6 | 64.6 | 20.8 | 8.3 |
| 湯沢 | 17.3 | 64.3 | 18.5 | 6.6 | 16.8 | 63.9 | 19.3 | 6.9 | 16.4 | 63.6 | 20.0 | 7.3 |
| 鹿角 | 16.4 | 66.3 | 17.3 | 6.5 | 16.0 | 65.9 | 18.1 | 6.8 | 15.6 | 65.6 | 18.8 | 6.9 |
| 大曲 | 17.2 | 62.9 | 19.8 | 7.7 | 16.6 | 62.7 | 20.6 | 8.1 | 16.1 | 62.5 | 21.3 | 8.5 |
| 鹿角郡 | 13.9 | 64.2 | 22.0 | 9.2 | 13.6 | 63.5 | 22.9 | 9.5 | 13.3 | 63.2 | 23.5 | 9.4 |
| 小坂町 | 13.9 | 64.2 | 22.0 | 9.2 | 13.6 | 63.5 | 22.9 | 9.5 | 13.3 | 63.2 | 23.5 | 9.4 |
| 北秋田郡 | 15.7 | 63.5 | 20.8 | 8.2 | 15.2 | 62.9 | 21.9 | 8.6 | 14.9 | 62.4 | 22.7 | 8.8 |
| 鷹巣町 | 16.0 | 65.1 | 18.9 | 7.4 | 15.5 | 64.5 | 20.0 | 7.7 | 15.1 | 64.1 | 20.8 | 7.9 |
| 比内町 | 17.9 | 62.5 | 19.6 | 7.8 | 17.5 | 61.8 | 20.7 | 8.1 | 17.0 | 61.6 | 21.4 | 8.2 |
| 比森町 | 15.4 | 61.6 | 23.0 | 9.2 | 14.7 | 61.5 | 23.8 | 9.5 | 14.2 | 61.2 | 24.6 | 9.6 |
| 阿仁町 | 13.0 | 59.7 | 27.3 | 11.1 | 12.6 | 58.5 | 28.8 | 11.7 | 12.5 | 57.1 | 30.4 | 12.4 |
| 田代町 | 16.2 | 64.4 | 19.4 | 7.2 | 15.8 | 63.6 | 20.7 | 7.6 | 15.4 | 62.7 | 21.9 | 8.1 |
| 合川町 | 14.2 | 65.0 | 20.9 | 8.7 | 13.9 | 64.6 | 21.6 | 9.0 | 13.3 | 64.4 | 22.3 | 9.0 |
| 上小阿仁村 | 12.8 | 61.3 | 25.8 | 10.4 | 12.6 | 60.3 | 27.2 | 10.8 | 12.9 | 59.1 | 28.0 | 11.2 |
| 山本郡 | 15.9 | 63.5 | 20.6 | 7.9 | 15.5 | 63.0 | 21.5 | 8.2 | 15.0 | 62.7 | 22.3 | 8.6 |
| 琴丘町 | 16.6 | 62.9 | 20.5 | 7.7 | 16.3 | 62.2 | 21.5 | 8.1 | 15.5 | 62.4 | 22.1 | 8.5 |
| 二ツ井町 | 15.2 | 63.2 | 21.7 | 8.1 | 14.7 | 62.8 | 22.5 | 8.4 | 14.4 | 62.1 | 23.5 | 8.8 |
| 八森町 | 15.2 | 63.7 | 21.1 | 8.2 | 15.3 | 63.2 | 21.6 | 8.5 | 14.6 | 63.0 | 22.4 | 8.6 |
| 山本町 | 16.5 | 64.2 | 19.3 | 7.2 | 16.1 | 63.6 | 20.3 | 7.6 | 15.8 | 63.1 | 21.0 | 8.1 |
| 八竜町 | 17.0 | 65.0 | 18.0 | 6.9 | 16.7 | 64.4 | 18.9 | 7.2 | 16.2 | 64.3 | 19.5 | 7.5 |
| 藤里町 | 14.2 | 61.8 | 24.1 | 10.0 | 13.4 | 61.2 | 25.3 | 10.3 | 12.8 | 61.2 | 26.0 | 10.6 |
| 峰浜村 | 16.5 | 63.1 | 20.3 | 7.9 | 15.9 | 62.6 | 21.5 | 8.4 | 15.4 | 62.7 | 21.9 | 8.8 |
| 南秋田郡 | 16.9 | 67.0 | 16.1 | 6.2 | 16.3 | 66.7 | 16.9 | 6.5 | 15.8 | 66.7 | 17.5 | 6.7 |
| 五城目町 | 14.8 | 64.6 | 20.5 | 7.7 | 14.3 | 64.2 | 21.5 | 8.1 | 13.9 | 63.8 | 22.3 | 8.3 |
| 昭和町 | 15.9 | 66.9 | 17.2 | 6.9 | 15.7 | 66.0 | 18.2 | 7.3 | 15.3 | 65.9 | 18.9 | 7.5 |
| 八郎潟町 | 17.7 | 65.9 | 16.5 | 6.5 | 17.0 | 65.7 | 17.3 | 7.0 | 16.4 | 65.5 | 18.1 | 7.2 |
| 飯田川町 | 16.4 | 66.8 | 16.7 | 6.2 | 15.7 | 66.7 | 17.5 | 6.4 | 15.2 | 66.5 | 18.3 | 6.8 |
| 天王町 | 19.1 | 69.2 | 11.7 | 4.1 | 18.5 | 69.1 | 12.4 | 4.4 | 17.7 | 69.7 | 12.6 | 4.4 |
| 井川町 | 15.9 | 66.3 | 17.8 | 7.2 | 15.4 | 66.1 | 18.5 | 7.3 | 14.7 | 65.9 | 19.4 | 7.5 |
| 美郷町 | 16.1 | 65.3 | 18.6 | 7.3 | 15.5 | 64.9 | 19.6 | 7.9 | 15.2 | 64.7 | 20.2 | 8.0 |
| 大湯村 | 17.4 | 73.2 | 9.5 | 4.4 | 17.0 | 73.2 | 9.8 | 4.6 | 16.5 | 73.3 | 10.2 | 4.5 |
| 河辺郡 | 15.6 | 65.5 | 18.8 | 6.9 | 15.2 | 64.9 | 19.9 | 7.3 | 14.8 | 64.3 | 20.9 | 7.6 |
| 河辺町 | 15.6 | 64.6 | 19.8 | 7.1 | 15.1 | 64.2 | 20.7 | 7.5 | 14.7 | 63.5 | 21.8 | 7.8 |
| 雄和町 | 15.7 | 66.6 | 17.7 | 6.7 | 15.3 | 65.7 | 19.0 | 7.1 | 14.8 | 65.3 | 19.9 | 7.4 |
| 由利郡 | 17.8 | 63.9 | 18.3 | 7.0 | 17.4 | 63.5 | 19.1 | 7.2 | 16.8 | 63.1 | 20.0 | 7.4 |
| 仁賀保町 | 18.2 | 66.1 | 15.6 | 6.1 | 17.9 | 65.7 | 16.3 | 6.2 | 17.5 | 65.7 | 16.8 | 6.5 |
| 金浦町 | 16.6 | 64.6 | 18.7 | 7.9 | 16.2 | 64.4 | 19.4 | 8.0 | 15.7 | 64.2 | 20.1 | 8.2 |
| 象潟町 | 18.2 | 65.2 | 16.5 | 5.9 | 17.4 | 65.0 | 17.5 | 6.1 | 16.6 | 64.7 | 18.6 | 6.5 |
| 矢島町 | 17.6 | 62.4 | 20.0 | 7.9 | 17.2 | 61.8 | 21.0 | 7.9 | 16.5 | 61.7 | 21.8 | 8.0 |
| 岩城町 | 17.1 | 62.2 | 20.6 | 8.5 | 16.5 | 62.0 | 21.4 | 8.5 | 16.4 | 61.5 | 22.2 | 8.6 |
| 由利町 | 19.0 | 61.5 | 19.5 | 7.3 | 18.5 | 61.1 | 20.4 | 7.5 | 18.0 | 61.4 | 20.7 | 7.9 |
| 西目町 | 17.2 | 67.5 | 15.3 | 5.3 | 16.8 | 67.3 | 15.9 | 5.7 | 16.4 | 66.8 | 16.8 | 6.1 |
| 鳥海町 | 18.3 | 62.3 | 19.4 | 7.0 | 17.8 | 61.7 | 20.5 | 7.2 | 17.4 | 60.7 | 21.9 | 7.5 |
| 東由利町 | 17.3 | 59.5 | 23.2 | 9.3 | 16.9 | 58.9 | 24.2 | 9.5 | 16.1 | 58.5 | 25.4 | 9.8 |
| 大内町 | 17.6 | 63.6 | 18.8 | 6.9 | 17.4 | 63.0 | 19.6 | 7.3 | 17.0 | 62.1 | 20.9 | 7.5 |
| 仙北郡 | 16.7 | 63.9 | 19.4 | 7.4 | 16.3 | 63.3 | 20.4 | 7.7 | 15.8 | 62.9 | 21.3 | 8.0 |
| 神岡町 | 17.2 | 65.3 | 17.4 | 6.5 | 16.9 | 64.5 | 18.6 | 6.7 | 16.9 | 63.8 | 19.3 | 6.9 |
| 西仙北町 | 16.2 | 63.8 | 20.0 | 7.6 | 15.9 | 63.1 | 21.0 | 7.9 | 15.6 | 62.4 | 22.0 | 8.2 |
| 角館町 | 16.0 | 64.9 | 19.1 | 7.8 | 15.5 | 64.3 | 20.2 | 8.1 | 15.0 | 64.0 | 21.0 | 8.2 |
| 六郷町 | 17.0 | 63.1 | 19.9 | 7.2 | 16.8 | 62.8 | 20.5 | 7.5 | 16.3 | 62.1 | 21.6 | 8.1 |
| 中仙町 | 16.3 | 63.8 | 20.0 | 7.9 | 15.5 | 63.8 | 20.7 | 8.1 | 15.1 | 63.4 | 21.6 | 8.6 |
| 田沢湖町 | 16.4 | 65.7 | 17.9 | 6.3 | 16.0 | 65.2 | 18.9 | 6.7 | 15.3 | 64.6 | 20.1 | 7.1 |
| 協和町 | 16.4 | 62.5 | 21.1 | 8.5 | 15.9 | 61.7 | 22.3 | 8.9 | 15.3 | 61.3 | 23.4 | 9.2 |
| 南外村 | 17.2 | 62.4 | 20.4 | 7.0 | 16.7 | 61.8 | 21.5 | 7.4 | 16.4 | 61.2 | 22.4 | 8.1 |
| 仙北町 | 17.7 | 64.5 | 17.8 | 7.0 | 17.1 | 64.2 | 18.7 | 7.0 | 16.5 | 63.8 | 19.8 | 7.2 |
| 西木村 | 16.0 | 62.8 | 21.2 | 7.6 | 15.5 | 62.1 | 22.4 | 7.9 | 14.7 | 61.7 | 23.5 | 8.6 |
| 太田町 | 16.9 | 63.4 | 19.6 | 7.4 | 16.7 | 63.1 | 20.2 | 7.6 | 16.4 | 62.9 | 20.7 | 7.8 |
| 千畑町 | 17.2 | 63.6 | 19.2 | 7.6 | 16.7 | 63.0 | 20.2 | 8.0 | 16.4 | 62.6 | 21.0 | 8.1 |
| 仙南村 | 18.3 | 62.1 | 19.6 | 7.2 | 18.0 | 61.6 | 20.4 | 7.5 | 17.4 | 61.5 | 21.1 | 7.6 |
| 平鹿郡 | 17.5 | 62.2 | 20.3 | 7.7 | 17.0 | 61.7 | 21.2 | 8.0 | 16.5 | 61.4 | 22.1 | 8.3 |
| 増田町 | 17.6 | 61.9 | 20.5 | 7.9 | 17.1 | 61.5 | 21.4 | 8.4 | 16.6 | 61.3 | 22.2 | 8.6 |
| 平鹿町 | 17.5 | 62.0 | 20.4 | 7.8 | 17.0 | 61.6 | 21.4 | 8.1 | 16.4 | 61.1 | 22.4 | 8.5 |
| 雄物川町 | 17.7 | 61.9 | 20.4 | 7.5 | 17.2 | 61.5 | 21.4 | 7.8 | 16.7 | 61.2 | 22.1 | 7.9 |
| 大森町 | 17.1 | 59.9 | 23.0 | 9.6 | 16.8 | 59.2 | 24.0 | 9.9 | 16.3 | 58.9 | 24.8 | 10.3 |
| 十文字町 | 17.4 | 63.9 | 18.7 | 6.7 | 17.0 | 63.4 | 19.5 | 6.9 | 16.7 | 62.9 | 20.4 | 7.2 |
| 山内村 | 16.8 | 62.3 | 20.9 | 8.1 | 16.4 | 61.7 | 21.9 | 8.8 | 15.8 | 61.6 | 22.7 | 9.2 |
| 大田村 | 18.0 | 62.8 | 19.2 | 6.9 | 17.4 | 62.4 | 20.2 | 7.0 | 16.6 | 62.3 | 21.1 | 7.5 |
| 雄勝郡 | 17.4 | 61.8 | 20.8 | 7.6 | 17.1 | 61.1 | 21.8 | 7.9 | 16.7 | 60.5 | 22.8 | 8.3 |
| 稲川町 | 17.4 | 62.7 | 19.9 | 7.3 | 16.9 | 62.5 | 20.6 | 7.8 | 16.3 | 62.0 | 21.7 | 8.1 |
| 雄勝町 | 16.0 | 60.9 | 23.2 | 8.5 | 15.8 | 59.8 | 24.4 | 8.9 | 15.2 | 59.2 | 25.6 | 9.4 |
| 羽後町 | 18.5 | 62.0 | 19.6 | 6.8 | 18.1 | 61.1 | 20.7 | 7.1 | 17.9 | 60.4 | 21.6 | 7.4 |
| 東成瀬村 | 16.9 | 60.3 | 22.8 | 9.4 | 16.4 | 59.4 | 24.2 | 9.7 | 16.1 | 58.9 | 25.0 | 9.9 |
| 皆瀬村 | 16.6 | 62.0 | 21.4 | 8.5 | 16.1 | 62.1 | 21.7 | 8.5 | 15.7 | 61.8 | 22.5 | 9.0 |

(単位：%)

| | 平成7年※ | | | | 8年 | | | | 9年 | | | |
|-------|-------|--------|-------|-------------|-------|--------|-------|-------------|-------|--------|-------|-------------|
| | 15歳未満 | 15～64歳 | 65歳以上 | うち 75歳以上 | 15歳未満 | 15～64歳 | 65歳以上 | うち 75歳以上 | 15歳未満 | 15～64歳 | 65歳以上 | うち 75歳以上 |
| 県 | 15.6 | 64.8 | 19.6 | 7.4 | 15.2 | 64.4 | 20.4 | 7.7 | 14.8 | 64.0 | 21.2 | 8.1 |
| 市 | 15.7 | 66.8 | 17.5 | 6.5 | 15.4 | 66.4 | 18.2 | 6.8 | 15.0 | 66.0 | 18.9 | 7.2 |
| 郡 | 15.4 | 62.5 | 22.2 | 8.4 | 14.9 | 61.9 | 23.2 | 8.9 | 14.5 | 61.4 | 24.0 | 9.3 |
| 秋田 | 16.1 | 69.4 | 14.5 | 5.2 | 15.8 | 69.1 | 15.1 | 5.4 | 15.4 | 68.8 | 15.7 | 5.7 |
| 能代 | 14.9 | 64.9 | 20.2 | 8.0 | 14.4 | 64.6 | 21.0 | 8.3 | 14.2 | 64.0 | 21.8 | 8.5 |
| 横手 | 15.8 | 63.9 | 20.3 | 7.7 | 15.4 | 63.5 | 21.1 | 8.0 | 15.0 | 63.0 | 22.0 | 8.4 |
| 大館 | 14.9 | 65.3 | 19.7 | 7.3 | 14.7 | 64.7 | 20.6 | 7.7 | 14.4 | 64.2 | 21.4 | 8.1 |
| 本荘 | 16.8 | 65.7 | 17.4 | 6.6 | 16.3 | 65.4 | 18.3 | 6.9 | 16.0 | 65.0 | 18.9 | 7.2 |
| 男鹿 | 14.0 | 64.5 | 21.6 | 8.7 | 13.5 | 63.9 | 22.7 | 9.2 | 12.9 | 63.5 | 23.6 | 9.6 |
| 湯沢 | 16.0 | 62.9 | 21.1 | 7.8 | 15.7 | 62.4 | 21.8 | 8.1 | 15.5 | 62.0 | 22.5 | 8.6 |
| 鹿角 | 15.3 | 65.3 | 19.4 | 7.2 | 15.0 | 64.9 | 20.1 | 7.5 | 14.6 | 64.5 | 20.8 | 7.8 |
| 大曲 | 15.7 | 62.0 | 22.3 | 8.9 | 15.2 | 61.8 | 23.0 | 9.3 | 14.7 | 61.4 | 24.0 | 9.8 |
| 鹿角郡 | 13.2 | 62.5 | 24.3 | 9.6 | 12.9 | 61.8 | 25.4 | 9.8 | 12.8 | 60.8 | 26.4 | 10.1 |
| 小坂町 | 13.2 | 62.5 | 24.3 | 9.6 | 12.9 | 61.8 | 25.4 | 9.8 | 12.8 | 60.8 | 26.4 | 10.1 |
| 北秋田郡 | 14.4 | 61.7 | 23.9 | 9.3 | 14.0 | 60.9 | 25.0 | 9.9 | 13.8 | 60.4 | 25.9 | 10.3 |
| 鷹巣町 | 14.9 | 63.7 | 21.4 | 8.1 | 14.5 | 63.2 | 22.3 | 8.6 | 14.3 | 62.5 | 23.2 | 8.9 |
| 比内町 | 16.3 | 61.2 | 22.5 | 8.6 | 15.7 | 60.6 | 23.7 | 9.3 | 15.2 | 60.3 | 24.5 | 9.9 |
| 森吉町 | 13.7 | 60.0 | 26.3 | 10.9 | 13.6 | 59.0 | 27.5 | 11.2 | 13.0 | 58.6 | 28.4 | 11.9 |
| 阿仁町 | 12.3 | 56.4 | 31.3 | 12.9 | 11.7 | 55.9 | 32.4 | 13.4 | 11.5 | 55.0 | 33.4 | 13.9 |
| 田代町 | 14.8 | 62.1 | 23.1 | 8.9 | 14.5 | 61.2 | 24.3 | 9.6 | 14.2 | 60.7 | 25.1 | 9.9 |
| 合川町 | 12.9 | 63.1 | 24.0 | 9.7 | 12.4 | 61.7 | 25.9 | 10.6 | 12.4 | 61.2 | 26.4 | 10.8 |
| 上小阿仁村 | 12.4 | 57.4 | 30.2 | 11.8 | 12.0 | 56.4 | 31.7 | 12.6 | 12.1 | 55.3 | 32.6 | 13.0 |
| 山本郡 | 14.6 | 62.2 | 23.2 | 9.0 | 14.2 | 61.4 | 24.4 | 9.5 | 13.9 | 60.7 | 25.4 | 10.0 |
| 琴丘町 | 14.9 | 61.7 | 23.4 | 9.0 | 14.4 | 61.2 | 24.4 | 9.3 | 14.0 | 60.3 | 25.7 | 9.7 |
| 二ツ井町 | 13.9 | 61.4 | 24.7 | 9.3 | 13.5 | 60.2 | 26.3 | 10.2 | 13.0 | 59.5 | 27.5 | 10.9 |
| 八森町 | 14.4 | 61.7 | 23.9 | 9.3 | 14.2 | 60.4 | 25.4 | 10.0 | 13.7 | 60.0 | 26.3 | 10.1 |
| 山本町 | 15.4 | 62.9 | 21.7 | 8.4 | 14.9 | 62.1 | 23.0 | 8.7 | 14.4 | 61.6 | 24.0 | 9.1 |
| 八竜町 | 15.9 | 64.4 | 19.7 | 7.8 | 15.5 | 63.6 | 20.9 | 8.0 | 15.3 | 62.6 | 22.1 | 8.7 |
| 藤里町 | 12.3 | 60.9 | 26.7 | 11.0 | 12.0 | 60.1 | 27.9 | 11.4 | 11.9 | 59.6 | 28.4 | 11.9 |
| 峰浜村 | 14.7 | 62.4 | 22.9 | 9.3 | 14.6 | 61.8 | 23.6 | 9.5 | 14.5 | 61.7 | 23.8 | 9.8 |
| 南秋田郡 | 15.3 | 66.2 | 18.4 | 7.2 | 14.9 | 65.8 | 19.3 | 7.5 | 14.6 | 65.4 | 20.0 | 7.9 |
| 五城目町 | 13.5 | 63.2 | 23.4 | 9.1 | 12.9 | 62.5 | 24.6 | 9.7 | 12.4 | 61.7 | 25.9 | 10.3 |
| 昭和町 | 14.9 | 64.8 | 20.3 | 8.1 | 14.5 | 64.5 | 21.0 | 8.4 | 14.1 | 63.8 | 22.1 | 8.8 |
| 八郎潟町 | 15.8 | 65.0 | 19.2 | 7.8 | 15.3 | 64.4 | 20.3 | 8.1 | 14.9 | 64.2 | 20.9 | 8.4 |
| 飯田川町 | 14.5 | 66.0 | 19.5 | 7.6 | 14.7 | 64.7 | 20.6 | 7.8 | 14.5 | 64.4 | 21.1 | 8.2 |
| 天王町 | 17.0 | 69.5 | 13.5 | 4.9 | 16.6 | 69.4 | 13.9 | 5.2 | 16.2 | 69.3 | 14.5 | 5.4 |
| 井川町 | 14.4 | 65.5 | 20.1 | 7.9 | 14.1 | 64.9 | 21.0 | 8.3 | 14.0 | 64.0 | 22.0 | 9.0 |
| 若美町 | 14.8 | 64.1 | 21.0 | 8.3 | 14.1 | 63.8 | 22.0 | 8.8 | 13.7 | 63.2 | 23.1 | 9.4 |
| 大湯村 | 16.8 | 72.5 | 10.7 | 4.5 | 16.4 | 71.7 | 12.0 | 4.6 | 16.3 | 71.2 | 12.5 | 4.6 |
| 河辺郡 | 14.5 | 63.3 | 22.2 | 8.1 | 14.2 | 62.7 | 23.0 | 8.5 | 13.6 | 62.4 | 24.0 | 9.0 |
| 河辺町 | 14.6 | 62.6 | 22.9 | 8.2 | 14.3 | 62.2 | 23.5 | 8.6 | 13.8 | 61.8 | 24.4 | 9.1 |
| 雄和町 | 14.5 | 64.3 | 21.3 | 8.1 | 14.1 | 63.4 | 22.5 | 8.5 | 13.3 | 63.2 | 23.5 | 8.9 |
| 由利郡 | 16.3 | 62.6 | 21.1 | 7.8 | 15.9 | 62.1 | 22.0 | 8.3 | 15.4 | 61.7 | 22.9 | 8.7 |
| 仁賀保町 | 17.2 | 65.4 | 17.4 | 6.7 | 16.7 | 65.1 | 18.2 | 7.2 | 16.6 | 64.3 | 19.0 | 7.5 |
| 金浦町 | 15.3 | 63.9 | 20.8 | 8.4 | 14.9 | 63.6 | 21.5 | 8.6 | 14.3 | 63.6 | 22.1 | 8.9 |
| 象潟町 | 16.4 | 63.6 | 20.0 | 7.2 | 15.8 | 63.2 | 21.0 | 7.6 | 15.3 | 63.0 | 21.8 | 8.2 |
| 矢島町 | 16.3 | 60.6 | 23.1 | 8.4 | 16.0 | 60.2 | 23.9 | 8.6 | 15.3 | 59.8 | 25.0 | 9.2 |
| 岩城町 | 15.6 | 61.7 | 22.7 | 9.1 | 15.2 | 61.2 | 23.6 | 9.6 | 14.9 | 60.8 | 24.3 | 9.9 |
| 由利町 | 17.0 | 61.5 | 21.6 | 8.2 | 16.4 | 60.5 | 23.0 | 9.2 | 16.2 | 59.9 | 24.0 | 9.7 |
| 西目町 | 15.7 | 66.2 | 18.1 | 6.6 | 15.1 | 66.1 | 18.8 | 6.9 | 14.5 | 65.6 | 19.8 | 7.3 |
| 鳥海町 | 16.6 | 60.0 | 23.4 | 8.1 | 16.4 | 59.2 | 24.4 | 8.6 | 16.0 | 58.6 | 25.4 | 9.1 |
| 東由利町 | 15.3 | 58.1 | 26.6 | 10.2 | 14.5 | 57.6 | 27.8 | 10.4 | 13.9 | 57.2 | 28.9 | 11.1 |
| 大内町 | 16.5 | 61.8 | 21.8 | 7.7 | 16.2 | 61.0 | 22.8 | 8.1 | 15.9 | 60.3 | 23.8 | 8.5 |
| 仙北郡 | 15.2 | 62.4 | 22.4 | 8.4 | 14.7 | 61.8 | 23.4 | 8.8 | 14.3 | 61.3 | 24.4 | 9.2 |
| 神岡町 | 16.6 | 63.2 | 20.2 | 7.0 | 16.6 | 62.1 | 21.3 | 7.3 | 16.7 | 61.2 | 22.1 | 7.5 |
| 西仙北町 | 15.0 | 61.8 | 23.2 | 8.5 | 14.8 | 60.9 | 24.3 | 8.9 | 14.2 | 60.4 | 25.5 | 9.5 |
| 角館町 | 14.4 | 63.6 | 21.9 | 8.6 | 14.1 | 63.0 | 22.9 | 9.1 | 13.8 | 62.4 | 23.8 | 9.4 |
| 六中郷町 | 15.4 | 61.8 | 22.8 | 8.5 | 15.1 | 61.0 | 23.9 | 9.0 | 15.0 | 60.4 | 24.6 | 9.6 |
| 田代町 | 14.6 | 62.5 | 22.9 | 9.0 | 14.0 | 61.8 | 24.2 | 9.4 | 13.7 | 61.0 | 25.3 | 9.9 |
| 沢湖町 | 14.7 | 64.1 | 21.2 | 7.6 | 14.3 | 63.4 | 22.3 | 7.9 | 13.6 | 63.1 | 23.3 | 8.4 |
| 協和町 | 14.7 | 61.0 | 24.3 | 9.3 | 13.8 | 60.6 | 25.7 | 9.6 | 13.3 | 60.1 | 26.6 | 10.0 |
| 南外村 | 16.1 | 60.2 | 23.7 | 8.5 | 15.7 | 59.5 | 24.8 | 9.1 | 14.8 | 59.6 | 25.5 | 9.6 |
| 仙北町 | 15.7 | 63.4 | 20.9 | 7.8 | 15.2 | 63.3 | 21.4 | 7.9 | 14.9 | 62.8 | 22.3 | 7.8 |
| 西木村 | 14.1 | 60.7 | 25.3 | 10.0 | 13.3 | 60.2 | 26.5 | 10.5 | 12.9 | 59.1 | 28.0 | 11.0 |
| 太田村 | 15.5 | 62.8 | 21.7 | 8.2 | 14.9 | 62.5 | 22.5 | 8.6 | 14.5 | 61.6 | 23.9 | 9.4 |
| 千畑町 | 16.0 | 62.3 | 21.7 | 8.6 | 15.3 | 62.3 | 22.3 | 8.9 | 15.2 | 61.9 | 22.9 | 9.1 |
| 仙南村 | 16.8 | 60.7 | 22.4 | 8.2 | 16.1 | 60.6 | 23.3 | 8.4 | 15.5 | 60.4 | 24.1 | 8.7 |
| 平鹿郡 | 15.9 | 61.0 | 23.1 | 8.9 | 15.4 | 60.5 | 24.1 | 9.4 | 14.9 | 60.2 | 24.9 | 9.8 |
| 増田町 | 16.0 | 60.7 | 23.4 | 9.2 | 15.5 | 59.9 | 24.6 | 9.9 | 14.9 | 59.5 | 25.6 | 10.4 |
| 平鹿町 | 15.8 | 60.8 | 23.4 | 9.0 | 15.3 | 60.3 | 24.4 | 9.4 | 15.0 | 59.9 | 25.1 | 9.7 |
| 雄物川町 | 15.9 | 60.8 | 23.3 | 8.6 | 15.4 | 60.5 | 24.1 | 9.1 | 14.6 | 60.5 | 24.9 | 9.5 |
| 大森町 | 15.9 | 58.7 | 25.4 | 10.5 | 15.5 | 58.3 | 26.2 | 10.7 | 14.8 | 58.3 | 26.9 | 10.9 |
| 十文字町 | 16.2 | 62.5 | 21.3 | 7.9 | 15.7 | 61.9 | 22.4 | 8.4 | 15.4 | 61.3 | 23.3 | 8.9 |
| 山内村 | 14.9 | 61.0 | 24.1 | 9.9 | 14.1 | 60.9 | 25.0 | 10.6 | 13.6 | 60.4 | 26.1 | 11.0 |
| 大田村 | 16.2 | 61.7 | 22.1 | 8.1 | 15.9 | 61.2 | 22.9 | 8.4 | 15.2 | 61.1 | 23.7 | 8.8 |
| 雄勝郡 | 16.2 | 60.1 | 23.8 | 8.7 | 15.7 | 59.5 | 24.8 | 9.2 | 15.3 | 59.1 | 25.6 | 9.7 |
| 稲川町 | 16.1 | 61.3 | 22.6 | 8.7 | 15.6 | 60.6 | 23.8 | 9.0 | 15.4 | 60.4 | 24.2 | 9.3 |
| 雄勝町 | 14.4 | 58.7 | 26.8 | 9.9 | 14.0 | 58.3 | 27.7 | 10.3 | 13.6 | 57.9 | 28.4 | 10.7 |
| 羽後町 | 17.4 | 60.0 | 22.6 | 7.8 | 16.9 | 59.3 | 23.8 | 8.4 | 16.4 | 58.9 | 24.7 | 8.9 |
| 東成瀬村 | 15.3 | 59.0 | 25.6 | 10.2 | 14.4 | 59.0 | 26.6 | 10.6 | 13.5 | 58.9 | 27.6 | 11.2 |
| 皆瀬村 | 15.3 | 61.7 | 22.9 | 9.5 | 15.3 | 61.6 | 23.1 | 9.4 | 14.9 | 60.2 | 24.9 | 10.8 |

3 秋田県及び県内市町村別 年齢3区分別人口割合の推移（昭和55年～平成29年） その4

注）「※」の年は国勢調査、その他は秋田県年齢別人口流動調査による。

| | 平成10年 | | | | 11年 | | | | 12年※ | | | |
|------|-------|--------|-------|-------------|-------|--------|-------|-------------|-------|--------|-------|-------------|
| | 15歳未満 | 15～64歳 | 65歳以上 | うち 75歳以上 | 15歳未満 | 15～64歳 | 65歳以上 | うち 75歳以上 | 15歳未満 | 15～64歳 | 65歳以上 | うち 75歳以上 |
| 県 | 14.4 | 63.5 | 22.0 | 8.5 | 14.1 | 63.2 | 22.7 | 8.9 | 13.7 | 62.7 | 23.5 | 9.6 |
| 市 | 14.7 | 65.6 | 19.6 | 7.5 | 14.3 | 65.4 | 20.3 | 7.9 | 14.0 | 65.0 | 21.0 | 8.4 |
| 郡 | 14.1 | 60.9 | 25.0 | 9.8 | 13.7 | 60.5 | 25.8 | 10.3 | 13.4 | 59.9 | 26.8 | 11.1 |
| 秋田 | 15.1 | 68.5 | 16.3 | 6.0 | 14.8 | 68.2 | 16.9 | 6.4 | 14.4 | 68.1 | 17.5 | 6.8 |
| 能代 | 13.9 | 63.6 | 22.6 | 8.8 | 13.5 | 63.2 | 23.3 | 9.2 | 13.2 | 62.6 | 24.1 | 9.6 |
| 横手 | 14.6 | 62.5 | 22.9 | 8.9 | 14.2 | 62.4 | 23.5 | 9.3 | 13.9 | 61.7 | 24.5 | 10.2 |
| 大館 | 14.1 | 63.6 | 22.3 | 8.5 | 13.8 | 63.1 | 23.2 | 8.9 | 13.4 | 62.3 | 24.2 | 9.5 |
| 本荘 | 15.5 | 64.9 | 19.5 | 7.5 | 15.1 | 64.8 | 19.9 | 7.8 | 14.8 | 64.9 | 20.3 | 8.2 |
| 男鹿 | 12.3 | 63.1 | 24.6 | 10.2 | 11.9 | 62.7 | 25.4 | 10.7 | 11.3 | 62.2 | 26.5 | 11.3 |
| 湯沢 | 15.3 | 61.3 | 23.4 | 9.0 | 14.9 | 61.0 | 24.0 | 9.5 | 14.8 | 60.4 | 24.8 | 10.0 |
| 曲町 | 14.2 | 64.0 | 21.7 | 8.1 | 13.9 | 63.7 | 22.4 | 8.5 | 13.9 | 62.9 | 23.2 | 9.2 |
| 大角 | 14.1 | 61.0 | 24.8 | 10.2 | 13.9 | 60.6 | 25.5 | 10.5 | 13.7 | 59.5 | 26.7 | 11.2 |
| 鹿角 | 12.6 | 60.0 | 27.4 | 10.4 | 12.3 | 59.5 | 28.2 | 10.7 | 12.0 | 58.9 | 29.0 | 11.4 |
| 小坂 | 12.6 | 60.0 | 27.4 | 10.4 | 12.3 | 59.5 | 28.2 | 10.7 | 12.0 | 58.9 | 29.0 | 11.4 |
| 北秋田 | 13.4 | 59.7 | 27.0 | 10.8 | 12.9 | 59.3 | 27.8 | 11.4 | 12.7 | 58.5 | 28.8 | 12.0 |
| 鷹巣 | 14.0 | 61.8 | 24.1 | 9.3 | 13.7 | 61.6 | 24.8 | 9.8 | 13.4 | 60.5 | 26.1 | 10.6 |
| 比内 | 14.5 | 59.7 | 25.8 | 10.4 | 13.9 | 59.5 | 26.6 | 11.1 | 13.6 | 59.2 | 27.2 | 11.6 |
| 吉町 | 12.6 | 58.1 | 29.3 | 12.1 | 12.2 | 57.5 | 30.3 | 12.8 | 11.9 | 57.1 | 31.0 | 12.9 |
| 阿仁 | 11.1 | 54.2 | 34.6 | 14.5 | 10.6 | 53.1 | 36.2 | 15.7 | 10.6 | 51.9 | 37.6 | 17.1 |
| 代田 | 13.8 | 59.8 | 26.3 | 10.6 | 13.1 | 59.4 | 27.5 | 11.1 | 13.2 | 58.8 | 27.9 | 11.3 |
| 合川 | 12.1 | 60.4 | 27.5 | 11.2 | 11.7 | 60.0 | 28.3 | 11.6 | 11.5 | 59.0 | 29.4 | 12.1 |
| 上小阿仁 | 11.6 | 54.4 | 34.0 | 13.7 | 11.3 | 53.9 | 34.7 | 14.2 | 10.8 | 53.7 | 35.5 | 14.7 |
| 山本 | 13.4 | 60.0 | 26.5 | 10.5 | 13.1 | 59.4 | 27.5 | 11.1 | 12.6 | 58.7 | 28.7 | 11.9 |
| 琴丘 | 13.5 | 59.9 | 26.6 | 10.3 | 13.2 | 59.3 | 27.6 | 10.8 | 12.7 | 58.6 | 28.7 | 11.8 |
| 二ツ井 | 12.6 | 58.7 | 28.7 | 11.4 | 12.0 | 58.0 | 29.9 | 12.1 | 11.6 | 57.4 | 31.0 | 12.6 |
| 八森 | 14.0 | 58.8 | 27.2 | 10.3 | 13.7 | 58.0 | 28.4 | 11.0 | 12.8 | 56.9 | 30.3 | 11.9 |
| 山本 | 13.9 | 60.7 | 25.4 | 9.8 | 13.5 | 60.1 | 26.4 | 10.6 | 12.8 | 59.6 | 27.5 | 11.3 |
| 八竜 | 15.0 | 62.0 | 23.1 | 9.0 | 14.5 | 61.7 | 23.7 | 9.7 | 14.4 | 61.1 | 24.5 | 10.2 |
| 藤里 | 11.4 | 59.2 | 29.4 | 12.7 | 11.3 | 58.5 | 30.2 | 13.1 | 11.1 | 57.6 | 31.3 | 13.8 |
| 峰浜 | 14.1 | 61.2 | 24.8 | 9.9 | 13.8 | 60.7 | 25.5 | 10.4 | 13.2 | 59.9 | 27.0 | 12.0 |
| 南秋田 | 14.3 | 64.9 | 20.8 | 8.2 | 13.9 | 64.6 | 21.5 | 8.6 | 13.6 | 64.1 | 22.3 | 9.2 |
| 五城目 | 12.2 | 60.9 | 26.9 | 10.8 | 12.0 | 60.3 | 27.7 | 11.2 | 11.7 | 60.0 | 28.4 | 11.7 |
| 昭和 | 14.0 | 63.4 | 22.7 | 9.0 | 13.7 | 63.1 | 23.2 | 9.7 | 13.1 | 62.5 | 24.4 | 11.1 |
| 八郎潟 | 14.4 | 63.2 | 22.3 | 9.1 | 13.6 | 63.2 | 23.2 | 9.5 | 13.3 | 62.8 | 23.9 | 9.7 |
| 飯田川 | 14.1 | 63.9 | 22.0 | 8.5 | 13.6 | 63.1 | 23.2 | 9.1 | 13.5 | 62.9 | 23.6 | 9.2 |
| 天王 | 15.9 | 69.0 | 15.0 | 5.5 | 15.5 | 68.9 | 15.6 | 5.8 | 15.4 | 68.3 | 16.3 | 6.0 |
| 井川 | 13.4 | 63.8 | 22.8 | 9.2 | 13.4 | 62.6 | 23.9 | 9.9 | 12.9 | 61.1 | 26.0 | 11.9 |
| 若美 | 13.2 | 62.9 | 23.9 | 9.9 | 12.7 | 62.6 | 24.7 | 10.3 | 12.3 | 62.6 | 25.1 | 10.5 |
| 大湯 | 16.4 | 70.4 | 13.1 | 4.6 | 16.4 | 69.9 | 13.7 | 5.0 | 16.2 | 69.3 | 14.5 | 5.3 |
| 河辺 | 13.1 | 61.9 | 25.0 | 9.4 | 12.5 | 61.6 | 25.8 | 10.1 | 12.3 | 60.9 | 26.8 | 11.0 |
| 河辺 | 13.3 | 61.2 | 25.5 | 9.6 | 12.8 | 60.9 | 26.3 | 10.3 | 12.6 | 60.0 | 27.4 | 11.4 |
| 雄和 | 12.9 | 62.8 | 24.3 | 9.2 | 12.2 | 62.4 | 25.3 | 9.9 | 11.9 | 62.1 | 26.0 | 10.5 |
| 由利 | 15.1 | 61.1 | 23.8 | 9.2 | 14.5 | 60.7 | 24.7 | 9.8 | 14.1 | 60.1 | 25.7 | 10.6 |
| 仁賀保 | 16.4 | 63.6 | 20.0 | 7.9 | 15.9 | 63.4 | 20.7 | 8.2 | 15.6 | 63.2 | 21.1 | 8.6 |
| 金浦 | 14.1 | 62.6 | 23.3 | 9.4 | 13.4 | 62.5 | 24.1 | 9.8 | 13.1 | 61.6 | 25.3 | 10.3 |
| 象潟 | 14.9 | 62.3 | 22.8 | 8.8 | 14.3 | 61.9 | 23.8 | 9.3 | 14.0 | 61.7 | 24.3 | 9.7 |
| 矢島 | 15.0 | 59.2 | 25.8 | 9.8 | 14.4 | 58.6 | 27.1 | 10.5 | 13.8 | 57.5 | 28.6 | 11.7 |
| 岩城 | 14.3 | 60.7 | 25.0 | 10.6 | 13.8 | 60.4 | 25.9 | 11.1 | 13.0 | 59.7 | 27.3 | 12.6 |
| 由利 | 15.4 | 59.9 | 24.7 | 10.2 | 14.9 | 59.3 | 25.8 | 11.2 | 14.6 | 58.7 | 26.7 | 12.0 |
| 西目 | 14.3 | 65.1 | 20.6 | 7.8 | 13.6 | 65.3 | 21.1 | 8.1 | 13.2 | 64.2 | 22.6 | 9.4 |
| 鳥海 | 15.8 | 58.1 | 26.1 | 9.4 | 15.0 | 57.6 | 27.4 | 10.1 | 14.3 | 56.7 | 28.9 | 11.2 |
| 東由利 | 13.2 | 56.9 | 29.9 | 11.6 | 12.7 | 56.4 | 30.9 | 12.3 | 12.7 | 55.7 | 31.6 | 12.8 |
| 大内 | 15.6 | 59.6 | 24.8 | 9.1 | 15.2 | 58.8 | 26.0 | 9.9 | 14.9 | 58.2 | 26.9 | 10.8 |
| 仙北 | 13.9 | 60.7 | 25.4 | 9.7 | 13.5 | 60.3 | 26.2 | 10.1 | 13.1 | 59.8 | 27.1 | 11.0 |
| 神岡 | 16.3 | 60.3 | 23.4 | 7.9 | 15.7 | 59.5 | 24.8 | 9.0 | 15.1 | 59.5 | 25.4 | 9.5 |
| 西仙北 | 13.7 | 59.8 | 26.5 | 10.0 | 13.3 | 59.3 | 27.4 | 10.3 | 13.1 | 58.4 | 28.5 | 11.0 |
| 角館 | 13.5 | 61.8 | 24.7 | 9.6 | 13.3 | 61.3 | 25.4 | 9.9 | 13.2 | 60.9 | 25.9 | 10.3 |
| 六郷 | 14.4 | 60.3 | 25.3 | 10.0 | 14.1 | 60.0 | 25.9 | 10.6 | 13.5 | 59.3 | 27.1 | 11.9 |
| 中仙 | 13.4 | 60.3 | 26.3 | 10.3 | 13.0 | 59.9 | 27.1 | 10.7 | 12.8 | 59.5 | 27.7 | 11.2 |
| 田沢湖 | 13.3 | 62.4 | 24.3 | 9.0 | 12.8 | 62.1 | 25.0 | 9.5 | 11.9 | 62.2 | 25.9 | 10.3 |
| 協和 | 12.8 | 59.3 | 28.0 | 10.7 | 12.3 | 59.0 | 28.7 | 11.1 | 12.1 | 58.0 | 29.9 | 12.9 |
| 南外 | 14.1 | 59.1 | 26.8 | 10.1 | 13.4 | 58.7 | 28.0 | 10.9 | 12.9 | 57.8 | 29.3 | 12.0 |
| 仙北 | 14.3 | 62.3 | 23.4 | 8.2 | 14.1 | 62.1 | 23.8 | 8.6 | 13.5 | 61.6 | 24.9 | 9.4 |
| 西木 | 12.3 | 58.4 | 29.2 | 12.1 | 12.2 | 57.9 | 29.9 | 12.5 | 11.7 | 57.1 | 31.1 | 13.6 |
| 太田 | 14.2 | 60.9 | 24.9 | 9.8 | 13.5 | 60.9 | 25.7 | 10.5 | 13.5 | 60.1 | 26.4 | 11.1 |
| 千畑 | 14.7 | 61.5 | 23.8 | 9.5 | 14.2 | 61.1 | 24.8 | 9.8 | 13.8 | 60.6 | 25.6 | 10.3 |
| 仙南 | 14.9 | 59.9 | 25.2 | 9.0 | 14.6 | 59.5 | 25.9 | 9.5 | 13.9 | 59.0 | 27.1 | 10.8 |
| 平鹿 | 14.5 | 59.7 | 25.8 | 10.2 | 14.1 | 59.5 | 26.4 | 10.8 | 13.7 | 58.9 | 27.4 | 11.7 |
| 増田 | 14.3 | 59.1 | 26.6 | 11.0 | 13.8 | 59.0 | 27.2 | 11.5 | 13.4 | 58.0 | 28.6 | 12.7 |
| 平鹿 | 14.6 | 59.7 | 25.7 | 10.1 | 14.2 | 59.6 | 26.2 | 10.8 | 13.8 | 59.1 | 27.1 | 11.4 |
| 雄物川 | 14.2 | 60.2 | 25.5 | 10.1 | 14.0 | 59.9 | 26.2 | 10.8 | 13.5 | 59.2 | 27.4 | 11.5 |
| 大森 | 13.9 | 57.7 | 28.4 | 11.8 | 13.6 | 57.4 | 29.1 | 12.4 | 13.3 | 56.2 | 30.5 | 13.9 |
| 十文字 | 15.1 | 60.6 | 24.3 | 9.3 | 14.6 | 60.4 | 24.9 | 9.7 | 14.5 | 60.2 | 25.3 | 10.4 |
| 山内 | 13.4 | 59.5 | 27.1 | 11.5 | 13.4 | 58.5 | 28.1 | 12.3 | 12.9 | 58.3 | 28.8 | 12.8 |
| 大雄 | 15.0 | 60.5 | 24.5 | 9.1 | 14.5 | 60.5 | 25.0 | 9.7 | 14.0 | 60.0 | 26.0 | 11.0 |
| 雄勝 | 14.9 | 58.5 | 26.6 | 10.3 | 14.4 | 58.2 | 27.4 | 11.2 | 14.0 | 57.6 | 28.4 | 12.0 |
| 稲川 | 15.2 | 59.4 | 25.4 | 10.0 | 14.9 | 58.8 | 26.3 | 10.9 | 14.6 | 58.1 | 27.3 | 11.7 |
| 雄勝 | 13.3 | 57.3 | 29.3 | 11.4 | 12.9 | 56.8 | 30.3 | 12.4 | 12.7 | 55.9 | 31.4 | 13.5 |
| 雄勝 | 16.0 | 58.4 | 25.7 | 9.6 | 15.3 | 58.2 | 26.5 | 10.2 | 14.7 | 58.0 | 27.4 | 11.2 |
| 東成瀬 | 12.9 | 59.1 | 28.0 | 11.7 | 12.5 | 58.8 | 28.8 | 12.9 | 12.6 | 57.8 | 29.5 | 13.2 |
| 皆瀬 | 14.6 | 59.4 | 25.9 | 11.4 | 14.0 | 59.3 | 26.7 | 12.4 | 13.5 | 58.7 | 27.8 | 13.0 |

(単位：%)

| | 平成13年 | | | | 14年 | | | | 15年 | | | |
|-------|-------|--------|-------|-------------|-------|--------|-------|-------------|-------|--------|-------|-------------|
| | 15歳未満 | 15～64歳 | 65歳以上 | うち 75歳以上 | 15歳未満 | 15～64歳 | 65歳以上 | うち 75歳以上 | 15歳未満 | 15～64歳 | 65歳以上 | うち 75歳以上 |
| 県 | 13.4 | 62.3 | 24.3 | 10.1 | 13.2 | 61.8 | 25.1 | 10.8 | 12.9 | 61.3 | 25.7 | 11.5 |
| 市 | 13.8 | 64.5 | 21.7 | 8.9 | 13.5 | 64.0 | 22.5 | 9.5 | 13.3 | 63.5 | 23.1 | 10.1 |
| 郡 | 13.0 | 59.4 | 27.6 | 11.8 | 12.7 | 58.9 | 28.4 | 12.6 | 12.4 | 58.5 | 29.1 | 13.4 |
| 秋田 | 14.2 | 67.6 | 18.2 | 7.3 | 13.9 | 67.2 | 18.9 | 7.8 | 13.7 | 66.8 | 19.5 | 8.3 |
| 能代 | 13.1 | 62.0 | 24.9 | 10.2 | 12.7 | 61.5 | 25.8 | 10.9 | 12.6 | 60.8 | 26.6 | 11.7 |
| 横手 | 13.4 | 61.4 | 25.2 | 10.7 | 13.1 | 60.9 | 26.0 | 11.4 | 12.9 | 60.5 | 26.6 | 12.2 |
| 大館 | 13.2 | 61.6 | 25.1 | 10.0 | 13.1 | 60.8 | 26.1 | 10.8 | 12.9 | 60.1 | 26.9 | 11.5 |
| 本荘 | 14.5 | 64.6 | 20.9 | 8.7 | 14.2 | 64.2 | 21.6 | 9.2 | 13.9 | 63.9 | 22.2 | 9.7 |
| 男鹿 | 10.9 | 61.6 | 27.5 | 11.7 | 10.6 | 61.1 | 28.3 | 12.5 | 10.3 | 60.5 | 29.2 | 13.1 |
| 湯沢 | 14.6 | 59.8 | 25.6 | 10.7 | 14.3 | 59.3 | 26.3 | 11.6 | 14.1 | 59.0 | 26.9 | 12.2 |
| 鹿角 | 13.7 | 62.2 | 24.1 | 9.8 | 13.4 | 61.7 | 24.9 | 10.4 | 13.3 | 61.2 | 25.5 | 11.2 |
| 大曲 | 13.5 | 58.8 | 27.6 | 11.9 | 13.4 | 58.0 | 28.5 | 12.7 | 13.1 | 57.4 | 29.4 | 13.4 |
| 鹿角郡 | 11.9 | 58.0 | 30.1 | 12.0 | 11.9 | 57.0 | 31.0 | 12.7 | 11.9 | 56.1 | 31.9 | 13.5 |
| 小坂町 | 11.9 | 58.0 | 30.1 | 12.0 | 11.9 | 57.0 | 31.0 | 12.7 | 11.9 | 56.1 | 31.9 | 13.5 |
| 北秋田郡 | 12.4 | 57.9 | 29.7 | 12.7 | 12.0 | 57.4 | 30.5 | 13.6 | 11.7 | 56.8 | 31.5 | 14.6 |
| 鷹巣 | 13.2 | 59.9 | 27.0 | 11.3 | 12.8 | 59.2 | 27.9 | 11.9 | 12.5 | 58.6 | 28.9 | 12.8 |
| 比内 | 13.2 | 58.8 | 28.0 | 12.1 | 12.9 | 58.6 | 28.6 | 12.8 | 12.5 | 58.2 | 29.4 | 13.7 |
| 森吉 | 11.8 | 56.2 | 32.0 | 13.8 | 11.5 | 55.4 | 33.1 | 15.1 | 11.0 | 54.7 | 34.3 | 16.3 |
| 阿仁 | 10.3 | 50.5 | 39.2 | 18.4 | 9.7 | 50.3 | 40.0 | 19.8 | 9.6 | 49.4 | 41.0 | 20.6 |
| 田代 | 12.7 | 58.5 | 28.7 | 11.9 | 12.5 | 58.1 | 29.4 | 12.7 | 11.9 | 58.0 | 30.1 | 13.5 |
| 合川 | 11.1 | 58.6 | 30.3 | 13.1 | 10.6 | 58.0 | 31.4 | 14.3 | 10.6 | 57.2 | 32.3 | 15.0 |
| 上小阿仁村 | 10.4 | 53.3 | 36.2 | 15.9 | 10.3 | 52.3 | 37.3 | 17.0 | 9.9 | 51.5 | 38.6 | 18.7 |
| 山本郡 | 12.2 | 58.1 | 29.7 | 12.6 | 11.9 | 57.6 | 30.5 | 13.3 | 11.6 | 57.0 | 31.4 | 14.4 |
| 琴丘 | 12.5 | 57.9 | 29.6 | 12.3 | 12.2 | 57.3 | 30.5 | 13.5 | 12.0 | 56.8 | 31.2 | 14.7 |
| 二ツ井 | 11.1 | 56.6 | 32.3 | 13.2 | 10.9 | 55.6 | 33.5 | 14.3 | 10.5 | 55.0 | 34.5 | 15.4 |
| 八森 | 12.2 | 56.6 | 31.2 | 12.7 | 12.1 | 56.2 | 31.7 | 13.5 | 12.0 | 55.2 | 32.8 | 14.5 |
| 山本 | 12.3 | 58.8 | 28.9 | 11.9 | 11.9 | 58.8 | 29.3 | 12.2 | 11.6 | 57.9 | 30.5 | 13.3 |
| 八本 | 14.2 | 60.4 | 25.4 | 11.0 | 13.8 | 60.4 | 25.8 | 11.6 | 13.5 | 59.9 | 26.6 | 12.5 |
| 藤里 | 10.9 | 56.9 | 32.2 | 15.0 | 10.6 | 56.3 | 33.1 | 15.6 | 10.5 | 55.5 | 34.0 | 16.8 |
| 峰浜 | 12.8 | 59.3 | 28.0 | 12.6 | 12.0 | 59.5 | 28.5 | 13.1 | 11.8 | 59.2 | 29.0 | 14.1 |
| 南秋田郡 | 13.4 | 63.5 | 23.0 | 9.6 | 13.3 | 62.9 | 23.8 | 10.2 | 13.1 | 62.2 | 24.7 | 10.9 |
| 五城目 | 11.4 | 59.4 | 29.2 | 12.1 | 11.1 | 58.8 | 30.1 | 12.9 | 10.7 | 57.9 | 31.4 | 13.9 |
| 昭和 | 12.9 | 61.8 | 25.3 | 11.7 | 12.6 | 61.0 | 26.4 | 12.3 | 12.4 | 60.2 | 27.4 | 13.1 |
| 八郎潟 | 12.8 | 62.5 | 24.7 | 10.4 | 12.5 | 61.8 | 25.7 | 11.1 | 11.8 | 61.2 | 27.0 | 12.0 |
| 飯田川 | 13.3 | 62.6 | 24.1 | 9.5 | 13.0 | 62.1 | 24.9 | 10.2 | 12.6 | 61.9 | 25.5 | 10.6 |
| 天王 | 15.4 | 67.9 | 16.7 | 6.3 | 15.3 | 67.3 | 17.4 | 6.7 | 15.3 | 66.6 | 18.1 | 7.3 |
| 井川 | 13.0 | 60.0 | 27.0 | 12.3 | 12.9 | 59.5 | 27.6 | 12.8 | 13.1 | 58.9 | 28.1 | 13.7 |
| 若美 | 11.8 | 62.4 | 25.8 | 10.9 | 11.7 | 61.6 | 26.7 | 11.6 | 11.2 | 61.0 | 27.8 | 12.5 |
| 大湯 | 16.0 | 67.0 | 17.0 | 6.8 | 16.5 | 65.8 | 17.7 | 7.0 | 16.3 | 64.8 | 18.9 | 7.4 |
| 河辺郡 | 12.1 | 60.2 | 27.7 | 11.7 | 11.9 | 59.8 | 28.4 | 12.7 | 11.7 | 59.0 | 29.3 | 13.5 |
| 河辺 | 12.6 | 59.4 | 28.0 | 12.0 | 12.2 | 59.3 | 28.5 | 13.0 | 11.9 | 58.7 | 29.4 | 13.9 |
| 雄和 | 11.6 | 61.1 | 27.3 | 11.3 | 11.5 | 60.4 | 28.2 | 12.2 | 11.5 | 59.3 | 29.2 | 13.0 |
| 由利郡 | 13.7 | 59.8 | 26.5 | 11.3 | 13.3 | 59.3 | 27.3 | 12.1 | 13.0 | 59.0 | 28.0 | 12.8 |
| 仁賀保 | 15.4 | 62.6 | 21.9 | 9.3 | 15.1 | 62.3 | 22.5 | 9.8 | 14.9 | 61.8 | 23.3 | 10.4 |
| 金浦 | 13.0 | 60.8 | 26.2 | 10.8 | 12.8 | 60.3 | 26.9 | 11.6 | 12.7 | 60.2 | 27.2 | 12.1 |
| 象潟 | 13.6 | 61.3 | 25.1 | 10.5 | 13.4 | 60.6 | 26.0 | 11.2 | 13.3 | 60.3 | 26.4 | 12.0 |
| 矢島 | 13.1 | 57.7 | 29.2 | 12.3 | 12.7 | 57.2 | 30.1 | 12.9 | 12.2 | 56.4 | 31.4 | 14.1 |
| 岩城 | 12.5 | 59.5 | 28.0 | 13.3 | 11.8 | 59.4 | 28.8 | 13.9 | 11.7 | 58.9 | 29.4 | 14.6 |
| 由利 | 14.0 | 58.7 | 27.3 | 12.5 | 13.2 | 58.5 | 28.3 | 13.2 | 12.7 | 58.3 | 29.0 | 13.9 |
| 西目 | 12.8 | 64.1 | 23.1 | 10.0 | 12.6 | 63.5 | 23.9 | 10.8 | 12.5 | 63.1 | 24.4 | 11.1 |
| 鳥海 | 13.7 | 56.6 | 29.7 | 11.8 | 13.1 | 56.2 | 30.6 | 13.0 | 12.6 | 55.9 | 31.4 | 14.3 |
| 東由利 | 12.6 | 54.5 | 32.9 | 14.1 | 12.0 | 53.7 | 34.2 | 15.6 | 11.8 | 53.4 | 34.8 | 16.7 |
| 大内 | 14.3 | 57.9 | 27.8 | 11.6 | 14.0 | 57.1 | 28.9 | 12.4 | 13.5 | 56.9 | 29.6 | 13.0 |
| 仙北郡 | 12.7 | 59.3 | 28.0 | 11.7 | 12.3 | 58.8 | 28.8 | 12.5 | 12.0 | 58.4 | 29.5 | 13.3 |
| 神岡 | 14.3 | 59.0 | 26.7 | 10.5 | 13.9 | 58.8 | 27.3 | 11.0 | 13.6 | 58.4 | 28.1 | 12.1 |
| 西仙北 | 12.8 | 57.8 | 29.3 | 11.8 | 12.1 | 57.8 | 30.1 | 12.9 | 11.8 | 57.1 | 31.1 | 13.6 |
| 角館 | 12.8 | 60.3 | 26.9 | 11.0 | 12.2 | 60.2 | 27.5 | 11.7 | 12.1 | 59.6 | 28.2 | 12.6 |
| 六郷 | 13.4 | 59.1 | 27.5 | 12.6 | 13.3 | 58.3 | 28.3 | 13.3 | 12.8 | 58.2 | 29.0 | 13.9 |
| 中仙 | 12.5 | 58.9 | 28.6 | 11.8 | 12.1 | 58.5 | 29.5 | 12.6 | 11.9 | 57.9 | 30.2 | 13.4 |
| 田沢湖 | 11.6 | 61.5 | 26.9 | 10.8 | 11.5 | 60.8 | 27.6 | 11.6 | 11.2 | 60.2 | 28.6 | 12.5 |
| 協和 | 11.5 | 57.5 | 31.0 | 13.7 | 11.1 | 56.9 | 32.0 | 14.5 | 10.6 | 56.7 | 32.7 | 15.4 |
| 南外 | 12.2 | 57.6 | 30.2 | 12.4 | 11.6 | 57.2 | 31.2 | 13.4 | 11.1 | 57.0 | 31.9 | 14.6 |
| 仙北 | 13.1 | 60.4 | 26.4 | 10.1 | 13.0 | 59.9 | 27.1 | 10.7 | 12.6 | 60.0 | 27.4 | 11.4 |
| 西木 | 11.5 | 56.5 | 32.0 | 14.5 | 11.5 | 55.8 | 32.7 | 15.3 | 11.4 | 55.1 | 33.5 | 16.6 |
| 太田 | 13.2 | 59.9 | 26.9 | 11.7 | 12.9 | 59.6 | 27.6 | 12.4 | 12.3 | 59.3 | 28.4 | 13.1 |
| 千畑 | 13.7 | 60.1 | 26.2 | 10.8 | 13.4 | 59.3 | 27.3 | 11.7 | 13.1 | 58.9 | 28.0 | 12.6 |
| 仙南 | 13.2 | 58.9 | 27.9 | 11.9 | 12.7 | 58.8 | 28.5 | 12.7 | 12.3 | 58.8 | 29.0 | 13.3 |
| 平鹿郡 | 13.4 | 58.5 | 28.1 | 12.5 | 13.1 | 58.0 | 28.9 | 13.3 | 12.8 | 57.8 | 29.4 | 14.1 |
| 増田 | 13.1 | 57.7 | 29.2 | 13.6 | 12.6 | 57.4 | 30.0 | 14.4 | 12.1 | 57.4 | 30.4 | 15.3 |
| 平鹿 | 13.4 | 58.7 | 27.9 | 12.2 | 12.9 | 58.3 | 28.7 | 13.1 | 12.6 | 58.0 | 29.3 | 13.8 |
| 雄物川 | 13.1 | 58.8 | 28.0 | 12.3 | 13.0 | 58.2 | 28.8 | 13.0 | 12.9 | 57.8 | 29.3 | 13.7 |
| 大森 | 12.9 | 55.8 | 31.3 | 14.8 | 12.4 | 55.5 | 32.1 | 15.6 | 12.2 | 55.3 | 32.5 | 16.5 |
| 十文字 | 14.1 | 60.0 | 26.0 | 10.9 | 13.9 | 59.4 | 26.7 | 11.7 | 13.7 | 59.1 | 27.1 | 12.3 |
| 山大 | 12.6 | 57.3 | 30.1 | 13.9 | 12.6 | 56.4 | 31.0 | 14.5 | 11.8 | 56.2 | 32.0 | 15.4 |
| 内雄 | 14.1 | 59.3 | 26.6 | 11.8 | 13.7 | 59.1 | 27.2 | 13.0 | 13.1 | 59.2 | 27.8 | 14.1 |
| 雄勝郡 | 13.6 | 57.3 | 29.1 | 12.9 | 13.2 | 56.9 | 29.9 | 13.7 | 12.8 | 56.6 | 30.6 | 14.6 |
| 稲川 | 14.3 | 58.0 | 27.7 | 12.4 | 13.9 | 57.7 | 28.4 | 13.2 | 13.5 | 57.5 | 29.0 | 13.6 |
| 雄勝 | 12.3 | 55.4 | 32.3 | 14.7 | 11.8 | 54.9 | 33.3 | 15.8 | 11.3 | 54.6 | 34.1 | 17.0 |
| 羽後 | 14.2 | 57.6 | 28.2 | 12.0 | 13.7 | 57.3 | 28.9 | 12.8 | 13.3 | 57.1 | 29.6 | 13.7 |
| 東成瀬 | 12.2 | 57.6 | 30.2 | 14.1 | 11.8 | 57.0 | 31.1 | 14.9 | 12.2 | 56.1 | 31.6 | 16.0 |
| 皆瀬 | 13.3 | 58.0 | 28.7 | 13.7 | 13.1 | 57.2 | 29.7 | 14.5 | 12.5 | 56.8 | 30.7 | 15.2 |

3 秋田県及び県内市町村別 年齢3区分別人口割合の推移（昭和55年～平成29年） その5

注）「※」の年は国勢調査、その他は秋田県年齢別人口流動調査による。

| | 平成16年 | | | |
|-------|-------|--------|-------|-------------|
| | 15歳未満 | 15～64歳 | 65歳以上 | うち 75歳以上 |
| 県 | 12.7 | 61.1 | 26.2 | 12.1 |
| 市 | 13.1 | 63.3 | 23.5 | 10.6 |
| 郡 | 12.1 | 58.3 | 29.6 | 14.1 |
| 秋田市 | 13.4 | 66.6 | 19.9 | 8.8 |
| 能代市 | 12.5 | 60.4 | 27.0 | 12.2 |
| 横手市 | 12.5 | 60.6 | 27.0 | 12.9 |
| 大館市 | 12.8 | 59.7 | 27.4 | 12.1 |
| 本荘市 | 13.8 | 63.6 | 22.6 | 10.2 |
| 男鹿市 | 10.0 | 60.2 | 29.7 | 13.9 |
| 湯沢市 | 13.9 | 58.9 | 27.2 | 12.8 |
| 大曲市 | 13.2 | 60.8 | 26.0 | 11.9 |
| 鹿角市 | 12.9 | 57.1 | 29.9 | 13.9 |
| 鹿角郡 | 11.8 | 55.7 | 32.4 | 14.2 |
| 小坂町 | 11.8 | 55.7 | 32.4 | 14.2 |
| 北秋田郡 | 11.4 | 56.5 | 32.1 | 15.3 |
| 鷹巣町 | 12.3 | 58.3 | 29.5 | 13.4 |
| 比内町 | 12.0 | 58.2 | 29.9 | 14.3 |
| 森吉町 | 11.0 | 54.0 | 35.0 | 17.0 |
| 阿仁町 | 9.1 | 48.7 | 42.2 | 21.8 |
| 田代町 | 11.7 | 57.8 | 30.5 | 14.2 |
| 合川町 | 10.4 | 56.7 | 33.0 | 15.9 |
| 上小阿仁村 | 9.7 | 50.9 | 39.3 | 19.4 |
| 山本郡 | 11.2 | 56.8 | 32.0 | 15.1 |
| 琴丘町 | 11.8 | 56.1 | 32.1 | 15.4 |
| 二ツ井町 | 10.3 | 54.4 | 35.2 | 16.3 |
| 八森町 | 11.6 | 55.0 | 33.4 | 15.1 |
| 山本町 | 10.9 | 58.0 | 31.1 | 13.9 |
| 八竜町 | 13.1 | 60.0 | 26.8 | 13.0 |
| 藤里町 | 10.0 | 55.5 | 34.5 | 17.7 |
| 峰浜村 | 11.1 | 59.1 | 29.8 | 14.6 |
| 南秋田郡 | 12.8 | 61.9 | 25.3 | 11.5 |
| 五城目町 | 10.3 | 57.5 | 32.2 | 14.8 |
| 昭和町 | 12.3 | 59.6 | 28.2 | 13.6 |
| 八郎潟町 | 11.6 | 60.7 | 27.7 | 12.6 |
| 飯田川町 | 12.4 | 61.5 | 26.0 | 11.4 |
| 天王町 | 15.0 | 66.4 | 18.5 | 7.7 |
| 井川町 | 12.8 | 58.9 | 28.4 | 14.3 |
| 若美町 | 10.8 | 60.8 | 28.4 | 13.3 |
| 大潟村 | 16.4 | 63.9 | 19.7 | 7.8 |
| 河辺郡 | 11.3 | 58.9 | 29.7 | 14.3 |
| 河辺町 | 11.5 | 58.6 | 29.9 | 14.6 |
| 雄和町 | 11.1 | 59.4 | 29.5 | 13.8 |
| 由利郡 | 12.6 | 58.9 | 28.5 | 13.6 |
| 仁賀保町 | 14.6 | 61.5 | 23.9 | 10.8 |
| 金浦町 | 12.5 | 59.7 | 27.7 | 12.6 |
| 象潟町 | 12.7 | 60.3 | 27.0 | 12.8 |
| 矢島町 | 11.8 | 56.1 | 32.1 | 15.1 |
| 岩城町 | 11.2 | 59.0 | 29.8 | 15.5 |
| 由利町 | 12.0 | 58.3 | 29.6 | 14.6 |
| 西目町 | 12.3 | 63.0 | 24.7 | 12.0 |
| 鳥海町 | 12.2 | 55.5 | 32.3 | 15.5 |
| 東由利町 | 11.2 | 53.7 | 35.1 | 17.6 |
| 大内町 | 12.9 | 57.2 | 29.9 | 14.0 |
| 仙北郡 | 11.8 | 58.2 | 30.1 | 14.1 |
| 神岡町 | 12.7 | 58.6 | 28.7 | 13.0 |
| 西仙北町 | 11.5 | 56.8 | 31.7 | 14.5 |
| 角館町 | 12.1 | 59.2 | 28.7 | 13.2 |
| 六郷町 | 12.4 | 58.3 | 29.2 | 14.5 |
| 中仙町 | 11.9 | 57.6 | 30.5 | 14.2 |
| 田沢湖町 | 10.9 | 59.8 | 29.3 | 13.5 |
| 協和町 | 10.4 | 56.2 | 33.4 | 16.4 |
| 南外村 | 10.6 | 56.9 | 32.5 | 15.2 |
| 仙北町 | 12.5 | 59.5 | 28.0 | 12.3 |
| 西木村 | 11.3 | 54.5 | 34.2 | 17.7 |
| 太田町 | 12.2 | 58.9 | 28.9 | 13.7 |
| 千畑町 | 12.6 | 59.0 | 28.3 | 13.3 |
| 仙南村 | 12.1 | 58.7 | 29.2 | 13.8 |
| 平鹿郡 | 12.5 | 57.7 | 29.7 | 14.8 |
| 増田町 | 12.0 | 57.2 | 30.8 | 15.9 |
| 平鹿町 | 12.5 | 57.9 | 29.7 | 14.8 |
| 雄物川町 | 12.5 | 57.9 | 29.6 | 14.5 |
| 大森町 | 11.8 | 55.6 | 32.6 | 16.9 |
| 十文字町 | 13.4 | 59.1 | 27.5 | 12.8 |
| 山内村 | 11.6 | 56.0 | 32.4 | 15.9 |
| 大雄村 | 13.0 | 58.8 | 28.2 | 14.8 |
| 雄勝郡 | 12.3 | 56.7 | 31.0 | 15.5 |
| 稲川町 | 13.2 | 57.5 | 29.3 | 14.4 |
| 雄勝町 | 10.7 | 54.5 | 34.7 | 18.1 |
| 羽後町 | 12.7 | 57.4 | 29.9 | 14.6 |
| 東成瀬村 | 11.7 | 56.3 | 32.0 | 16.4 |
| 皆瀬村 | 12.4 | 56.1 | 31.5 | 16.2 |

(単位：%)

| | 平成17年※ | | | | | 18年 | | | |
|-------|--------|--------|-------|-------------|-------|-------|--------|-------|-------------|
| | 15歳未満 | 15～64歳 | 65歳以上 | うち 75歳以上 | | 15歳未満 | 15～64歳 | 65歳以上 | うち 75歳以上 |
| 県 | 12.4 | 60.6 | 26.9 | 12.9 | 県 | 12.1 | 59.7 | 28.1 | 14.3 |
| 市 部 | 12.6 | 61.1 | 26.3 | 12.6 | 市 部 | 12.2 | 60.1 | 27.7 | 14.0 |
| 郡 部 | 11.5 | 57.1 | 31.4 | 15.4 | 郡 部 | 11.1 | 56.5 | 32.4 | 17.0 |
| 秋田市 | 13.2 | 65.6 | 21.1 | 9.7 | 秋田市 | 12.8 | 64.7 | 22.4 | 10.7 |
| 能代市 | 12.3 | 59.9 | 27.8 | 13.1 | 能代市 | 11.7 | 57.5 | 30.8 | 15.3 |
| 横手市 | 12.4 | 58.2 | 29.4 | 14.8 | 横手市 | 12.1 | 57.5 | 30.4 | 16.3 |
| 大館市 | 12.5 | 58.6 | 28.9 | 13.4 | 大館市 | 12.1 | 57.5 | 30.3 | 14.9 |
| 男鹿市 | 9.9 | 59.7 | 30.4 | 14.8 | 男鹿市 | 9.4 | 58.6 | 32.0 | 16.4 |
| 湯沢市 | 12.7 | 57.4 | 29.8 | 15.0 | 湯沢市 | 12.1 | 57.1 | 30.7 | 16.4 |
| 鹿角市 | 12.6 | 56.7 | 30.7 | 14.7 | 鹿角市 | 12.3 | 55.8 | 31.9 | 16.2 |
| 由利本荘市 | 12.6 | 60.3 | 27.0 | 13.3 | 由利本荘市 | 12.2 | 59.5 | 28.3 | 14.6 |
| 潟上市 | 13.8 | 63.8 | 22.4 | 10.1 | 潟上市 | 13.5 | 62.6 | 24.0 | 11.3 |
| 大仙市 | 12.0 | 58.4 | 29.6 | 14.4 | 大仙市 | 11.6 | 57.7 | 30.7 | 15.9 |
| 北秋田市 | 11.1 | 56.0 | 32.9 | 16.2 | 北秋田市 | 10.6 | 54.8 | 34.6 | 18.2 |
| にかほ市 | 13.2 | 60.2 | 26.6 | 12.8 | にかほ市 | 12.9 | 59.4 | 27.7 | 13.9 |
| 仙北市 | 11.2 | 58.0 | 30.9 | 15.0 | 仙北市 | 11.1 | 56.9 | 31.9 | 16.6 |
| 鹿角郡 | 11.7 | 55.4 | 33.0 | 15.0 | 鹿角郡 | 10.8 | 54.5 | 34.6 | 16.8 |
| 小坂町 | 11.7 | 55.4 | 33.0 | 15.0 | 小坂町 | 10.8 | 54.5 | 34.6 | 16.8 |
| 北秋田郡 | 9.3 | 50.3 | 40.4 | 21.0 | 北秋田郡 | 8.7 | 48.9 | 42.4 | 23.6 |
| 上小阿仁村 | 9.3 | 50.3 | 40.4 | 21.0 | 上小阿仁村 | 8.7 | 48.9 | 42.4 | 23.6 |
| 山本郡 | 10.9 | 56.3 | 32.8 | 16.1 | 山本郡 | 10.5 | 55.8 | 33.7 | 17.6 |
| 琴丘町 | 11.2 | 56.3 | 32.5 | 16.1 | 藤里町 | 9.1 | 53.4 | 37.4 | 20.2 |
| 二ツ井町 | 9.9 | 54.0 | 36.1 | 17.2 | 三種町 | 10.8 | 56.7 | 32.5 | 16.9 |
| 八森町 | 11.5 | 54.2 | 34.3 | 16.6 | 八峰町 | 10.6 | 54.9 | 34.5 | 18.1 |
| 山本町 | 10.6 | 57.4 | 31.9 | 14.6 | | | | | |
| 八竜町 | 12.8 | 59.9 | 27.4 | 13.6 | | | | | |
| 藤里町 | 9.6 | 54.9 | 35.5 | 18.8 | | | | | |
| 峰浜村 | 10.8 | 58.0 | 31.2 | 16.2 | | | | | |
| 南秋田郡 | 11.7 | 58.6 | 29.7 | 14.1 | 南秋田郡 | 11.4 | 57.2 | 31.5 | 15.8 |
| 五城目町 | 10.0 | 56.8 | 33.2 | 15.8 | 五城目町 | 9.4 | 55.2 | 35.4 | 17.9 |
| 八郎潟町 | 11.1 | 60.2 | 28.7 | 13.7 | 八郎潟町 | 11.0 | 59.2 | 29.8 | 15.3 |
| 井川町 | 12.8 | 58.3 | 28.9 | 14.6 | 井川町 | 12.3 | 57.4 | 30.2 | 15.8 |
| 大潟村 | 17.1 | 62.1 | 20.8 | 8.1 | 大潟村 | 17.2 | 59.2 | 23.6 | 9.5 |
| 仙北郡 | 12.0 | 58.3 | 29.7 | 14.9 | 仙北郡 | 11.6 | 57.7 | 30.7 | 16.4 |
| 美郷町 | 12.0 | 58.3 | 29.7 | 14.9 | 美郷町 | 11.6 | 57.7 | 30.7 | 16.4 |
| 雄勝郡 | 12.3 | 56.9 | 30.8 | 15.8 | 雄勝郡 | 11.6 | 56.9 | 31.5 | 17.3 |
| 羽後町 | 12.4 | 57.0 | 30.5 | 15.6 | 羽後町 | 11.7 | 57.1 | 31.2 | 17.1 |
| 東成瀬村 | 11.8 | 56.1 | 32.2 | 16.8 | 東成瀬村 | 11.0 | 55.9 | 33.0 | 18.3 |

3 秋田県及び県内市町村別 年齢3区分別人口割合の推移（昭和55年～平成29年） その6

注）「※」の年は国勢調査、その他は秋田県年齢別人口流動調査による。

| | 平成19年 | | | | 20年 | | | | 21年 | | | | 22年※ | | | |
|-------|-------|--------|-------|-------------|-------|--------|-------|-------------|-------|--------|-------|-------------|-------|--------|-------|-------------|
| | 15歳未満 | 15～64歳 | 65歳以上 | うち 75歳以上 | 15歳未満 | 15～64歳 | 65歳以上 | うち 75歳以上 | 15歳未満 | 15～64歳 | 65歳以上 | うち 75歳以上 | 15歳未満 | 15～64歳 | 65歳以上 | うち 75歳以上 |
| 県 | 12.1 | 59.7 | 28.1 | 14.3 | 11.9 | 59.3 | 28.7 | 14.9 | 11.7 | 59.0 | 29.3 | 15.5 | 11.4 | 59.0 | 29.6 | 16.1 |
| 市 部 | 12.2 | 60.1 | 27.7 | 14.0 | 12.0 | 59.7 | 28.3 | 14.6 | 11.8 | 59.3 | 28.8 | 15.2 | 11.6 | 59.3 | 29.1 | 15.8 |
| 郡 部 | 11.1 | 56.5 | 32.4 | 17.0 | 10.8 | 56.2 | 33.0 | 17.8 | 10.5 | 56.0 | 33.5 | 18.6 | 10.3 | 55.9 | 33.8 | 19.3 |
| 秋 田 市 | 12.8 | 64.7 | 22.4 | 10.7 | 12.7 | 64.2 | 23.0 | 11.2 | 12.5 | 63.8 | 23.7 | 11.7 | 12.3 | 63.7 | 24.1 | 12.2 |
| 能 代 市 | 11.7 | 57.5 | 30.8 | 15.3 | 11.5 | 57.0 | 31.5 | 16.2 | 11.4 | 56.4 | 32.3 | 16.8 | 11.1 | 56.3 | 32.7 | 17.7 |
| 横 手 市 | 12.1 | 57.5 | 30.4 | 16.3 | 12.0 | 57.2 | 30.8 | 17.0 | 11.7 | 56.9 | 31.3 | 17.5 | 11.6 | 57.0 | 31.4 | 18.1 |
| 大 館 市 | 12.1 | 57.5 | 30.3 | 14.9 | 12.0 | 57.0 | 31.0 | 15.7 | 11.8 | 56.6 | 31.6 | 16.4 | 11.4 | 56.8 | 31.7 | 17.1 |
| 男 鹿 市 | 9.4 | 58.6 | 32.0 | 16.4 | 9.2 | 57.9 | 32.9 | 17.3 | 9.1 | 57.4 | 33.6 | 18.1 | 8.6 | 57.3 | 34.1 | 18.7 |
| 湯 沢 市 | 12.1 | 57.1 | 30.7 | 16.4 | 11.8 | 57.0 | 31.2 | 17.1 | 11.5 | 56.8 | 31.7 | 17.7 | 11.2 | 56.3 | 32.6 | 18.8 |
| 鹿 角 市 | 12.3 | 55.8 | 31.9 | 16.2 | 12.1 | 55.2 | 32.7 | 17.0 | 11.9 | 54.8 | 33.3 | 17.8 | 11.6 | 55.5 | 32.9 | 18.1 |
| 由利本荘市 | 12.2 | 59.5 | 28.3 | 14.6 | 12.1 | 59.2 | 28.6 | 15.2 | 12.0 | 58.9 | 29.1 | 15.7 | 11.8 | 59.1 | 29.2 | 16.3 |
| 潟 上 市 | 13.5 | 62.6 | 24.0 | 11.3 | 13.1 | 62.2 | 24.7 | 11.9 | 12.7 | 61.8 | 25.5 | 12.6 | 12.3 | 61.8 | 25.9 | 13.1 |
| 大 仙 市 | 11.6 | 57.7 | 30.7 | 15.9 | 11.5 | 57.3 | 31.1 | 16.8 | 11.3 | 57.2 | 31.5 | 17.4 | 11.0 | 57.3 | 31.6 | 18.0 |
| 北秋田 市 | 10.6 | 54.8 | 34.6 | 18.2 | 10.4 | 54.2 | 35.4 | 19.1 | 10.1 | 53.9 | 36.0 | 19.8 | 9.8 | 53.7 | 36.4 | 20.5 |
| にかほ 市 | 12.9 | 59.4 | 27.7 | 13.9 | 12.8 | 59.1 | 28.2 | 14.5 | 12.5 | 58.8 | 28.7 | 15.0 | 12.2 | 58.9 | 29.0 | 15.5 |
| 仙 北 市 | 11.1 | 56.9 | 31.9 | 16.6 | 10.9 | 56.5 | 32.5 | 17.4 | 11.0 | 56.0 | 33.0 | 17.9 | 10.8 | 55.7 | 33.6 | 18.9 |
| 鹿 角 郡 | 10.8 | 54.5 | 34.6 | 16.8 | 10.7 | 53.9 | 35.3 | 17.5 | 10.2 | 53.7 | 36.1 | 18.3 | 10.1 | 53.4 | 36.5 | 19.5 |
| 小 坂 町 | 10.8 | 54.5 | 34.6 | 16.8 | 10.7 | 53.9 | 35.3 | 17.5 | 10.2 | 53.7 | 36.1 | 18.3 | 10.1 | 53.4 | 36.5 | 19.5 |
| 北秋田 郡 | 8.7 | 48.9 | 42.4 | 23.6 | 8.2 | 48.1 | 43.7 | 25.0 | 7.8 | 47.9 | 44.3 | 25.7 | 7.8 | 47.6 | 44.6 | 26.7 |
| 上小阿仁村 | 8.7 | 48.9 | 42.4 | 23.6 | 8.2 | 48.1 | 43.7 | 25.0 | 7.8 | 47.9 | 44.3 | 25.7 | 7.8 | 47.6 | 44.6 | 26.7 |
| 山 本 郡 | 10.5 | 55.8 | 33.7 | 17.6 | 10.2 | 55.5 | 34.3 | 18.5 | 9.9 | 55.1 | 35.1 | 19.4 | 9.6 | 54.9 | 35.5 | 20.2 |
| 藤 里 町 | 9.1 | 53.4 | 37.4 | 20.2 | 9.2 | 52.9 | 37.9 | 20.8 | 9.1 | 52.3 | 38.6 | 21.7 | 8.9 | 51.9 | 39.2 | 22.4 |
| 三 種 町 | 10.8 | 56.7 | 32.5 | 16.9 | 10.4 | 56.5 | 33.1 | 17.8 | 9.9 | 56.1 | 34.0 | 18.6 | 9.6 | 55.8 | 34.6 | 19.7 |
| 八 峰 町 | 10.6 | 54.9 | 34.5 | 18.1 | 10.2 | 54.6 | 35.2 | 19.1 | 10.1 | 54.1 | 35.8 | 20.0 | 9.9 | 54.4 | 35.8 | 20.4 |
| 南秋田 郡 | 11.4 | 57.2 | 31.5 | 15.8 | 11.0 | 56.7 | 32.2 | 16.8 | 10.8 | 56.3 | 32.9 | 17.5 | 10.5 | 56.5 | 33.0 | 17.9 |
| 五城目 町 | 9.4 | 55.2 | 35.4 | 17.9 | 9.2 | 54.6 | 36.2 | 19.2 | 8.9 | 54.2 | 36.9 | 20.0 | 8.7 | 54.4 | 36.9 | 20.3 |
| 八郎潟 町 | 11.0 | 59.2 | 29.8 | 15.3 | 10.7 | 58.9 | 30.4 | 16.2 | 10.6 | 58.1 | 31.3 | 17.0 | 10.3 | 58.6 | 31.1 | 17.2 |
| 井 川 町 | 12.3 | 57.4 | 30.2 | 15.8 | 11.8 | 57.1 | 31.0 | 16.6 | 11.5 | 57.0 | 31.6 | 17.6 | 11.1 | 56.9 | 32.0 | 18.2 |
| 大 潟 村 | 17.2 | 59.2 | 23.6 | 9.5 | 16.9 | 58.8 | 24.3 | 9.9 | 16.3 | 58.6 | 25.1 | 10.2 | 15.7 | 58.5 | 25.7 | 11.1 |
| 仙 北 郡 | 11.6 | 57.7 | 30.7 | 16.4 | 11.2 | 57.8 | 31.0 | 17.1 | 11.0 | 57.8 | 31.2 | 17.7 | 10.9 | 57.5 | 31.6 | 18.4 |
| 美 郷 町 | 11.6 | 57.7 | 30.7 | 16.4 | 11.2 | 57.8 | 31.0 | 17.1 | 11.0 | 57.8 | 31.2 | 17.7 | 10.9 | 57.5 | 31.6 | 18.4 |
| 雄 勝 郡 | 11.6 | 56.9 | 31.5 | 17.3 | 11.4 | 56.8 | 31.8 | 18.1 | 11.3 | 56.7 | 32.1 | 18.7 | 11.1 | 56.9 | 32.1 | 19.4 |
| 羽 後 町 | 11.7 | 57.1 | 31.2 | 17.1 | 11.5 | 57.0 | 31.5 | 18.0 | 11.2 | 56.9 | 31.8 | 18.6 | 11.0 | 57.2 | 31.8 | 19.3 |
| 東成瀬 村 | 11.0 | 55.9 | 33.0 | 18.3 | 11.2 | 55.4 | 33.4 | 18.7 | 11.4 | 55.0 | 33.6 | 18.9 | 11.5 | 55.1 | 33.4 | 20.2 |

(単位：%)

| | 平成23年 | | | | 24年 | | | | 25年 | | | | 26年 | | | |
|-------|-------|--------|-------|-------------|-------|--------|-------|-------------|-------|--------|-------|-------------|-------|--------|-------|-------------|
| | 15歳未満 | 15～64歳 | 65歳以上 | うち 75歳以上 | 15歳未満 | 15～64歳 | 65歳以上 | うち 75歳以上 | 15歳未満 | 15～64歳 | 65歳以上 | うち 75歳以上 | 15歳未満 | 15～64歳 | 65歳以上 | うち 75歳以上 |
| 県 | 11.3 | 59.0 | 29.7 | 16.8 | 11.1 | 58.2 | 30.7 | 17.3 | 10.9 | 57.5 | 31.5 | 17.8 | 10.8 | 56.6 | 32.7 | 18.1 |
| 市部 | 11.4 | 59.3 | 29.3 | 16.4 | 11.3 | 58.6 | 30.2 | 16.9 | 11.1 | 57.8 | 31.1 | 17.4 | 10.9 | 56.9 | 32.2 | 17.7 |
| 郡部 | 10.1 | 56.0 | 33.9 | 20.0 | 9.9 | 55.1 | 35.0 | 20.7 | 9.7 | 54.3 | 36.0 | 21.3 | 9.5 | 53.3 | 37.2 | 21.7 |
| 秋田市 | 12.2 | 63.5 | 24.3 | 12.7 | 12.0 | 62.7 | 25.3 | 13.2 | 11.9 | 62.0 | 26.1 | 13.6 | 11.7 | 61.1 | 27.2 | 13.9 |
| 能代市 | 10.9 | 56.3 | 32.8 | 18.4 | 10.7 | 55.4 | 33.9 | 19.2 | 10.4 | 54.6 | 35.1 | 19.9 | 10.1 | 53.7 | 36.2 | 20.1 |
| 横手市 | 11.5 | 57.0 | 31.5 | 18.7 | 11.3 | 56.4 | 32.3 | 19.2 | 11.2 | 55.7 | 33.2 | 19.7 | 11.0 | 54.8 | 34.2 | 19.9 |
| 大館市 | 11.2 | 56.9 | 31.8 | 17.8 | 11.1 | 56.0 | 32.9 | 18.6 | 10.9 | 55.4 | 33.8 | 19.1 | 10.6 | 54.4 | 35.0 | 19.5 |
| 男鹿市 | 8.4 | 57.0 | 34.6 | 19.6 | 8.2 | 55.7 | 36.1 | 20.4 | 8.0 | 54.6 | 37.4 | 21.2 | 7.8 | 53.2 | 39.1 | 21.6 |
| 湯沢市 | 10.9 | 56.7 | 32.5 | 19.2 | 10.5 | 56.4 | 33.1 | 19.6 | 10.2 | 55.8 | 33.9 | 20.1 | 10.0 | 55.2 | 34.8 | 20.3 |
| 鹿角市 | 11.5 | 55.5 | 33.0 | 18.7 | 11.4 | 54.9 | 33.7 | 19.4 | 11.3 | 54.2 | 34.5 | 19.8 | 11.1 | 53.2 | 35.7 | 20.2 |
| 由利本荘市 | 11.6 | 59.2 | 29.2 | 16.8 | 11.4 | 58.5 | 30.1 | 17.3 | 11.3 | 57.7 | 31.0 | 17.8 | 11.1 | 56.8 | 32.1 | 18.0 |
| 潟上市 | 12.2 | 61.4 | 26.5 | 13.6 | 11.9 | 60.5 | 27.6 | 14.1 | 11.8 | 59.6 | 28.6 | 14.6 | 11.5 | 58.7 | 29.8 | 15.0 |
| 大仙市 | 10.8 | 57.5 | 31.7 | 18.7 | 10.7 | 56.9 | 32.4 | 19.2 | 10.6 | 56.3 | 33.1 | 19.6 | 10.6 | 55.4 | 34.0 | 19.9 |
| 北秋田市 | 9.7 | 53.6 | 36.7 | 21.3 | 9.6 | 52.7 | 37.7 | 22.1 | 9.3 | 51.9 | 38.8 | 22.9 | 9.2 | 50.8 | 40.0 | 23.4 |
| にかほ市 | 12.0 | 58.7 | 29.4 | 16.2 | 11.8 | 57.7 | 30.5 | 16.9 | 11.5 | 56.9 | 31.6 | 17.4 | 11.3 | 55.7 | 33.0 | 17.8 |
| 仙北市 | 10.7 | 55.5 | 33.7 | 19.8 | 10.6 | 54.5 | 34.9 | 20.3 | 10.3 | 53.6 | 36.1 | 21.0 | 10.1 | 52.5 | 37.4 | 21.5 |
| 鹿角郡 | 10.0 | 53.2 | 36.8 | 20.3 | 10.0 | 52.1 | 37.9 | 21.1 | 9.5 | 51.6 | 38.8 | 21.9 | 9.6 | 50.4 | 40.0 | 22.2 |
| 小坂町 | 10.0 | 53.2 | 36.8 | 20.3 | 10.0 | 52.1 | 37.9 | 21.1 | 9.5 | 51.6 | 38.8 | 21.9 | 9.6 | 50.4 | 40.0 | 22.2 |
| 北秋田郡 | 7.6 | 47.4 | 45.0 | 28.0 | 6.8 | 47.2 | 46.0 | 28.9 | 6.7 | 46.6 | 46.7 | 29.6 | 6.3 | 45.4 | 48.4 | 30.4 |
| 上小阿仁村 | 7.6 | 47.4 | 45.0 | 28.0 | 6.8 | 47.2 | 46.0 | 28.9 | 6.7 | 46.6 | 46.7 | 29.6 | 6.3 | 45.4 | 48.4 | 30.4 |
| 山本郡 | 9.3 | 55.1 | 35.6 | 21.0 | 9.1 | 54.0 | 36.9 | 21.8 | 8.9 | 53.1 | 38.0 | 22.4 | 8.5 | 51.9 | 39.6 | 22.9 |
| 藤里町 | 8.7 | 51.8 | 39.5 | 23.3 | 8.7 | 50.7 | 40.6 | 24.2 | 8.2 | 50.4 | 41.4 | 24.8 | 7.5 | 49.6 | 42.9 | 25.5 |
| 三種町 | 9.4 | 55.9 | 34.7 | 20.5 | 9.2 | 54.7 | 36.1 | 21.2 | 9.0 | 53.8 | 37.1 | 21.9 | 8.7 | 52.7 | 38.6 | 22.3 |
| 八峰町 | 9.5 | 54.7 | 35.8 | 21.2 | 9.1 | 53.7 | 37.1 | 21.9 | 8.7 | 52.7 | 38.6 | 22.3 | 8.4 | 51.2 | 40.4 | 22.9 |
| 南秋田郡 | 10.2 | 56.4 | 33.4 | 18.8 | 10.0 | 55.2 | 34.8 | 19.6 | 9.9 | 54.1 | 36.1 | 20.4 | 9.7 | 53.0 | 37.4 | 21.1 |
| 五城目町 | 8.5 | 54.2 | 37.2 | 21.2 | 8.4 | 52.7 | 38.9 | 22.2 | 8.3 | 51.6 | 40.1 | 23.3 | 8.1 | 50.5 | 41.3 | 24.1 |
| 八郎潟町 | 10.0 | 58.2 | 31.8 | 18.1 | 9.6 | 57.3 | 33.1 | 18.7 | 9.6 | 56.0 | 34.3 | 19.6 | 9.6 | 54.6 | 35.8 | 20.2 |
| 井川町 | 10.8 | 56.9 | 32.3 | 18.9 | 10.5 | 56.2 | 33.3 | 19.7 | 10.2 | 55.1 | 34.7 | 20.1 | 9.8 | 54.4 | 35.9 | 20.5 |
| 大潟村 | 15.3 | 58.8 | 26.0 | 12.0 | 15.1 | 57.3 | 27.6 | 12.6 | 14.8 | 56.3 | 29.0 | 13.6 | 14.5 | 55.0 | 30.5 | 14.6 |
| 仙北郡 | 10.8 | 57.5 | 31.6 | 19.0 | 10.7 | 56.8 | 32.5 | 19.6 | 10.7 | 56.0 | 33.3 | 20.1 | 10.4 | 55.3 | 34.3 | 20.3 |
| 美郷町 | 10.8 | 57.5 | 31.6 | 19.0 | 10.7 | 56.8 | 32.5 | 19.6 | 10.7 | 56.0 | 33.3 | 20.1 | 10.4 | 55.3 | 34.3 | 20.3 |
| 雄勝郡 | 10.8 | 57.3 | 31.9 | 20.0 | 10.6 | 56.9 | 32.5 | 20.4 | 10.2 | 56.6 | 33.2 | 20.9 | 10.1 | 55.7 | 34.2 | 21.0 |
| 羽後町 | 10.7 | 57.6 | 31.7 | 19.9 | 10.5 | 57.1 | 32.4 | 20.4 | 10.1 | 56.7 | 33.2 | 20.9 | 10.1 | 55.8 | 34.1 | 21.0 |
| 東成瀬村 | 11.3 | 55.4 | 33.2 | 20.7 | 11.1 | 55.8 | 33.1 | 20.8 | 10.9 | 55.9 | 33.2 | 21.0 | 10.5 | 54.9 | 34.6 | 21.3 |

3 秋田県及び県内市町村別 年齢3区分別人口割合の推移（昭和55年～平成29年） その7

注）「※」の年は国勢調査、その他は秋田県年齢別人口流動調査による。

（単位：％）

| | 平成27年※ | | | | 28年 | | | | 29年 | | | |
|-------|--------|--------|-------|-------------|-------|--------|-------|-------------|-------|--------|-------|-------------|
| | 15歳未満 | 15～64歳 | 65歳以上 | うち 75歳以上 | 15歳未満 | 15～64歳 | 65歳以上 | うち 75歳以上 | 15歳未満 | 15～64歳 | 65歳以上 | うち 75歳以上 |
| 県 | 10.5 | 55.7 | 33.8 | 18.4 | 10.3 | 55.0 | 34.7 | 18.8 | 10.2 | 54.2 | 35.6 | 19.3 |
| 市 部 | 10.6 | 56.1 | 33.4 | 18.1 | 10.5 | 55.3 | 34.2 | 18.5 | 10.3 | 54.6 | 35.1 | 18.9 |
| 郡 部 | 9.2 | 52.5 | 38.3 | 21.9 | 9.1 | 51.8 | 39.2 | 22.2 | 8.9 | 50.9 | 40.2 | 22.8 |
| 秋 田 市 | 11.3 | 60.1 | 28.6 | 14.4 | 11.2 | 59.4 | 29.4 | 14.8 | 11.0 | 58.7 | 30.2 | 15.3 |
| 能 代 市 | 9.5 | 52.7 | 37.9 | 20.7 | 9.3 | 51.8 | 38.9 | 21.2 | 9.1 | 51.3 | 39.6 | 21.8 |
| 横 手 市 | 10.7 | 54.2 | 35.2 | 20.1 | 10.6 | 53.4 | 36.0 | 20.5 | 10.4 | 52.7 | 36.9 | 20.7 |
| 大 館 市 | 10.3 | 53.8 | 35.9 | 19.8 | 10.2 | 53.1 | 36.7 | 20.3 | 10.0 | 52.5 | 37.5 | 20.8 |
| 男 鹿 市 | 7.8 | 51.1 | 41.1 | 22.3 | 7.7 | 49.7 | 42.6 | 22.9 | 7.5 | 48.5 | 44.0 | 23.7 |
| 湯 沢 市 | 9.7 | 54.6 | 35.8 | 20.5 | 9.4 | 53.9 | 36.7 | 20.8 | 9.2 | 53.1 | 37.7 | 21.1 |
| 鹿 角 市 | 10.8 | 52.4 | 36.9 | 20.7 | 10.6 | 51.6 | 37.8 | 21.2 | 10.4 | 50.9 | 38.7 | 21.8 |
| 由利本荘市 | 10.8 | 56.0 | 33.2 | 18.4 | 10.7 | 55.2 | 34.1 | 18.8 | 10.5 | 54.3 | 35.2 | 19.2 |
| 潟 上 市 | 11.3 | 57.5 | 31.3 | 15.6 | 11.0 | 56.6 | 32.4 | 16.2 | 10.9 | 55.8 | 33.3 | 16.8 |
| 大 仙 市 | 10.5 | 54.8 | 34.6 | 19.7 | 10.4 | 54.2 | 35.4 | 20.0 | 10.4 | 53.4 | 36.2 | 20.3 |
| 北秋田 市 | 8.9 | 50.5 | 40.6 | 23.4 | 8.7 | 49.6 | 41.6 | 23.7 | 8.6 | 49.0 | 42.4 | 24.1 |
| にかほ 市 | 11.1 | 54.5 | 34.4 | 18.4 | 10.9 | 53.6 | 35.5 | 19.0 | 10.6 | 52.9 | 36.5 | 19.5 |
| 仙 北 市 | 10.0 | 51.6 | 38.4 | 21.8 | 9.8 | 50.7 | 39.5 | 22.2 | 9.6 | 49.9 | 40.5 | 22.7 |
| 鹿 角 郡 | 8.9 | 49.3 | 41.7 | 23.3 | 8.7 | 48.7 | 42.6 | 23.8 | 8.3 | 48.5 | 43.2 | 24.7 |
| 小 坂 町 | 8.9 | 49.3 | 41.7 | 23.3 | 8.7 | 48.7 | 42.6 | 23.8 | 8.3 | 48.5 | 43.2 | 24.7 |
| 北秋田 郡 | 5.9 | 45.4 | 48.7 | 31.1 | 5.6 | 44.4 | 50.0 | 31.5 | 5.8 | 43.3 | 50.9 | 32.0 |
| 上小阿仁村 | 5.9 | 45.4 | 48.7 | 31.1 | 5.6 | 44.4 | 50.0 | 31.5 | 5.8 | 43.3 | 50.9 | 32.0 |
| 山 本 郡 | 8.3 | 51.0 | 40.6 | 22.8 | 8.1 | 50.1 | 41.8 | 23.4 | 7.9 | 49.1 | 42.9 | 24.3 |
| 藤 里 町 | 8.0 | 48.4 | 43.6 | 24.9 | 8.0 | 47.4 | 44.6 | 25.3 | 7.7 | 46.7 | 45.6 | 26.0 |
| 三 種 町 | 8.5 | 51.9 | 39.6 | 22.4 | 8.3 | 50.8 | 40.9 | 23.0 | 8.1 | 49.9 | 42.0 | 23.9 |
| 八 峰 町 | 8.1 | 50.3 | 41.7 | 23.0 | 7.8 | 49.6 | 42.6 | 23.5 | 7.6 | 48.5 | 43.9 | 24.2 |
| 南秋田 郡 | 9.4 | 52.3 | 38.4 | 21.1 | 9.1 | 51.6 | 39.3 | 21.8 | 8.9 | 50.9 | 40.2 | 22.3 |
| 五城目 町 | 8.0 | 50.2 | 41.8 | 23.5 | 8.1 | 49.5 | 42.4 | 24.1 | 7.8 | 48.9 | 43.2 | 24.5 |
| 八郎潟 町 | 9.3 | 53.2 | 37.4 | 20.7 | 9.0 | 52.5 | 38.6 | 21.0 | 8.7 | 51.2 | 40.1 | 21.5 |
| 井 川 町 | 9.2 | 53.1 | 37.6 | 20.7 | 8.7 | 52.4 | 38.9 | 21.7 | 8.4 | 51.4 | 40.2 | 22.5 |
| 大 潟 村 | 13.8 | 55.3 | 30.9 | 15.3 | 13.3 | 55.0 | 31.7 | 16.2 | 12.9 | 55.3 | 31.8 | 16.9 |
| 仙 北 郡 | 10.3 | 54.4 | 35.3 | 20.5 | 10.2 | 53.8 | 36.0 | 20.6 | 10.1 | 53.0 | 36.9 | 20.9 |
| 美 郷 町 | 10.3 | 54.4 | 35.3 | 20.5 | 10.2 | 53.8 | 36.0 | 20.6 | 10.1 | 53.0 | 36.9 | 20.9 |
| 雄 勝 郡 | 9.8 | 54.8 | 35.4 | 21.3 | 9.8 | 54.1 | 36.1 | 21.3 | 9.7 | 53.0 | 37.3 | 21.6 |
| 羽 後 町 | 9.7 | 55.1 | 35.2 | 21.1 | 9.7 | 54.4 | 35.9 | 21.1 | 9.7 | 53.3 | 37.0 | 21.4 |
| 東成瀬 村 | 10.2 | 53.4 | 36.5 | 22.1 | 10.2 | 52.4 | 37.5 | 22.3 | 9.9 | 51.3 | 38.8 | 22.8 |

4 月別人口動態の推移（平成24年10月～平成29年9月）

◆人口動態

【人口増減数（自然増減数＋社会増減数）】

（単位：人）

| | 10月 | 11月 | 12月 | 1月 | 2月 | 3月 | 4月 | 5月 | 6月 | 7月 | 8月 | 9月 | 計 |
|----------------|------|--------|--------|--------|--------|--------|------|------|------|------|------|------|---------|
| 平成24年10月～25年9月 | -499 | -871 | -888 | -1,211 | -1,132 | -4,890 | -94 | -860 | -793 | -617 | -496 | -660 | -13,011 |
| 平成25年10月～26年9月 | -535 | -964 | -980 | -1,153 | -1,134 | -4,602 | -121 | -877 | -798 | -604 | -727 | -776 | -13,271 |
| 平成26年10月～27年9月 | -753 | -1,057 | -1,002 | -1,226 | -1,085 | -4,647 | -108 | -783 | -754 | -621 | -739 | -935 | -13,710 |
| 平成27年10月～28年9月 | -753 | -890 | -1,009 | -1,159 | -1,026 | -4,561 | -81 | -734 | -790 | -738 | -758 | -961 | -13,460 |
| 平成28年10月～29年9月 | -816 | -981 | -1,245 | -1,250 | -1,057 | -4,674 | -192 | -811 | -915 | -735 | -676 | -933 | -14,285 |

◆自然動態

【自然増減数（出生数－死亡数）】

（単位：人）

| | 10月 | 11月 | 12月 | 1月 | 2月 | 3月 | 4月 | 5月 | 6月 | 7月 | 8月 | 9月 | 計 |
|----------------|------|------|--------|--------|------|------|------|------|------|------|------|------|---------|
| 平成24年10月～25年9月 | -653 | -807 | -818 | -1,002 | -834 | -830 | -793 | -716 | -580 | -598 | -566 | -571 | -8,768 |
| 平成25年10月～26年9月 | -576 | -815 | -762 | -993 | -792 | -935 | -785 | -725 | -672 | -506 | -587 | -637 | -8,785 |
| 平成26年10月～27年9月 | -710 | -892 | -864 | -1,046 | -740 | -796 | -731 | -668 | -575 | -575 | -679 | -645 | -8,921 |
| 平成27年10月～28年9月 | -878 | -799 | -853 | -969 | -822 | -770 | -806 | -734 | -706 | -624 | -683 | -716 | -9,360 |
| 平成28年10月～29年9月 | -834 | -885 | -1,026 | -1,110 | -793 | -925 | -861 | -864 | -709 | -651 | -697 | -677 | -10,032 |

【出生数】

（単位：人）

| | 10月 | 11月 | 12月 | 1月 | 2月 | 3月 | 4月 | 5月 | 6月 | 7月 | 8月 | 9月 | 計 |
|----------------|-----|-----|-----|-----|-----|-----|-----|-----|-----|-----|-----|-----|-------|
| 平成24年10月～25年9月 | 607 | 544 | 497 | 498 | 440 | 447 | 535 | 524 | 476 | 559 | 577 | 544 | 6,248 |
| 平成25年10月～26年9月 | 597 | 471 | 521 | 519 | 401 | 471 | 501 | 513 | 504 | 553 | 496 | 530 | 6,077 |
| 平成26年10月～27年9月 | 577 | 431 | 501 | 502 | 441 | 494 | 486 | 507 | 515 | 538 | 507 | 489 | 5,988 |
| 平成27年10月～28年9月 | 469 | 454 | 458 | 491 | 465 | 506 | 453 | 532 | 472 | 469 | 510 | 460 | 5,739 |
| 平成28年10月～29年9月 | 488 | 439 | 409 | 492 | 431 | 444 | 427 | 435 | 457 | 504 | 501 | 434 | 5,461 |

【死亡数】

（単位：人）

| | 10月 | 11月 | 12月 | 1月 | 2月 | 3月 | 4月 | 5月 | 6月 | 7月 | 8月 | 9月 | 計 |
|----------------|-------|-------|-------|-------|-------|-------|-------|-------|-------|-------|-------|-------|--------|
| 平成24年10月～25年9月 | 1,260 | 1,351 | 1,315 | 1,500 | 1,274 | 1,277 | 1,328 | 1,240 | 1,056 | 1,157 | 1,143 | 1,115 | 15,016 |
| 平成25年10月～26年9月 | 1,173 | 1,286 | 1,283 | 1,512 | 1,193 | 1,406 | 1,286 | 1,238 | 1,176 | 1,059 | 1,083 | 1,167 | 14,862 |
| 平成26年10月～27年9月 | 1,287 | 1,323 | 1,365 | 1,548 | 1,181 | 1,290 | 1,217 | 1,175 | 1,090 | 1,113 | 1,186 | 1,134 | 14,909 |
| 平成27年10月～28年9月 | 1,347 | 1,253 | 1,311 | 1,460 | 1,287 | 1,276 | 1,259 | 1,266 | 1,178 | 1,093 | 1,193 | 1,176 | 15,099 |
| 平成28年10月～29年9月 | 1,322 | 1,324 | 1,435 | 1,602 | 1,224 | 1,369 | 1,288 | 1,299 | 1,166 | 1,155 | 1,198 | 1,111 | 15,493 |

◆社会動態

【社会増減数（転入者数－転出者数）】

（単位：人）

| | 10月 | 11月 | 12月 | 1月 | 2月 | 3月 | 4月 | 5月 | 6月 | 7月 | 8月 | 9月 | 計 |
|----------------|-----|------|------|------|------|--------|-----|------|------|------|------|------|--------|
| 平成24年10月～25年9月 | 154 | -64 | -70 | -209 | -298 | -4,060 | 699 | -144 | -213 | -19 | 70 | -89 | -4,243 |
| 平成25年10月～26年9月 | 41 | -149 | -218 | -160 | -342 | -3,667 | 664 | -152 | -126 | -98 | -140 | -139 | -4,486 |
| 平成26年10月～27年9月 | -43 | -165 | -138 | -180 | -345 | -3,851 | 623 | -115 | -179 | -46 | -60 | -290 | -4,789 |
| 平成27年10月～28年9月 | 125 | -91 | -156 | -190 | -204 | -3,791 | 725 | 0 | -84 | -114 | -75 | -245 | -4,100 |
| 平成28年10月～29年9月 | 18 | -96 | -219 | -140 | -264 | -3,749 | 669 | 53 | -206 | -84 | 21 | -256 | -4,253 |

【転入者数】

（単位：人）

| | 10月 | 11月 | 12月 | 1月 | 2月 | 3月 | 4月 | 5月 | 6月 | 7月 | 8月 | 9月 | 計 |
|----------------|-------|-----|-----|-----|-----|-------|-------|-----|-----|-------|-------|-----|--------|
| 平成24年10月～25年9月 | 1,074 | 812 | 697 | 625 | 653 | 2,163 | 2,914 | 842 | 695 | 1,140 | 1,195 | 987 | 13,797 |
| 平成25年10月～26年9月 | 1,022 | 633 | 679 | 639 | 620 | 2,438 | 2,760 | 810 | 793 | 1,089 | 1,005 | 952 | 13,440 |
| 平成26年10月～27年9月 | 909 | 547 | 606 | 644 | 563 | 2,528 | 2,524 | 836 | 774 | 994 | 1,097 | 937 | 12,959 |
| 平成27年10月～28年9月 | 1,021 | 652 | 703 | 615 | 707 | 2,421 | 2,513 | 948 | 829 | 985 | 1,088 | 841 | 13,323 |
| 平成28年10月～29年9月 | 878 | 623 | 551 | 627 | 685 | 2,291 | 2,456 | 900 | 731 | 970 | 1,033 | 753 | 12,498 |

【転出者数】

（単位：人）

| | 10月 | 11月 | 12月 | 1月 | 2月 | 3月 | 4月 | 5月 | 6月 | 7月 | 8月 | 9月 | 計 |
|----------------|-----|-----|-----|-----|-----|-------|-------|-----|-----|-------|-------|-------|--------|
| 平成24年10月～25年9月 | 920 | 876 | 767 | 834 | 951 | 6,223 | 2,215 | 986 | 908 | 1,159 | 1,125 | 1,076 | 18,040 |
| 平成25年10月～26年9月 | 981 | 782 | 897 | 799 | 962 | 6,105 | 2,096 | 962 | 919 | 1,187 | 1,145 | 1,091 | 17,926 |
| 平成26年10月～27年9月 | 952 | 712 | 744 | 824 | 908 | 6,379 | 1,901 | 951 | 953 | 1,040 | 1,157 | 1,227 | 17,748 |
| 平成27年10月～28年9月 | 896 | 743 | 859 | 805 | 911 | 6,212 | 1,788 | 948 | 913 | 1,099 | 1,163 | 1,086 | 17,423 |
| 平成28年10月～29年9月 | 860 | 719 | 770 | 767 | 949 | 6,040 | 1,787 | 847 | 937 | 1,054 | 1,012 | 1,009 | 16,751 |

※すべて県算出入口による。転入者数及び転出者数は県外移動による。

5 県内の市町村合併の状況（平成16年10月1日以降）

| 合併年月日 | 合併前市町村 | | 合併后市町 |
|------------|--|---|-------|
| 平成16年11月1日 | 六郷町 千畑町 仙南村 | ➡ | 美郷町 |
| 平成17年1月11日 | 秋田市 河辺町 雄和町 | ➡ | 秋田市 |
| 平成17年3月22日 | 男鹿市 若美町 | ➡ | 男鹿市 |
| | 湯沢市 稲川町 雄勝村 皆瀬村 | ➡ | 湯沢市 |
| | 本荘市 矢島町 岩城町 由利町 西目町 鳥海町 東由利町 大内町 | ➡ | 由利本荘市 |
| | 昭和町 飯田川町 天王町 | ➡ | 潟上市 |
| | 大曲市 神岡町 西仙北町 中仙北町 協和村 南外村 仙北町 太田町 | ➡ | 大仙市 |
| | 鷹巣町 森吉町 阿仁町 合川町 | ➡ | 北秋田市 |
| 平成17年6月20日 | 大館市 比内町 田代町 | ➡ | 大館市 |
| 平成17年9月20日 | 角館町 田沢湖町 西木村 | ➡ | 仙北市 |
| 平成17年10月1日 | 横手市 増田町 平鹿町 雄物川町 大森町 十文字町 山内村 大雄村 | ➡ | 横手市 |
| | 仁賀保町 金浦町 象潟町 | ➡ | にかほ市 |
| 平成18年3月20日 | 琴丘町 山本町 八竜町 | ➡ | 三種町 |
| 平成18年3月21日 | 能代市 二ツ井町 | ➡ | 能代市 |
| 平成18年3月27日 | 八森町 峰浜村 | ➡ | 八峰町 |

秋田県年齢別人口流動調査報告要綱

1 目的

住民基本台帳法（昭和42年法律第81号。以下「法」という。）の規定に基づき市町村が作成する住民票に記載された者又は消除された者の年齢別、男女別人口及び世帯の移動状況を明らかにするとともに、国勢調査年次間における人口及び世帯を市町村別に推計して、各種行政上の資料を得ることを目的とする。

2. 報告者

市町村長

3. 報告事項

報告事項は、1箇月を単位として調査した次の各号に掲げる事項とする。

(1) 転入

法第22条並びに同法第30条の46及び同法第30条の47の規定により届け出された転入者等及び職権で住民票を作成した転入者の従前の住所地別、男女別、年齢（当該調査月が10月から12月までは翌年の9月30日現在、1月から9月までは当該年の9月30日現在の満年齢に換算した年齢とする。以下同じ。）別数

(2) 転出

法第24条の規定により、転出届の転出予定年月日により消除された転出者及び職権で住民票を消除した転出者の県内外別、男女別、年齢別数及び転出先不詳者数

(3) 出生・死亡

法第8条の規定により住民票を作成した出生者の男女別及び住民票を消除した死亡者の男女別、年齢別数

(4) 世帯

イ. 法第22条から第24条までの規定により届け出された世帯又は職権で住民票を作成した世帯及び住民票を消除した世帯の県内外別数

ロ. 法第25条の規定により当該市町村の区域内における世帯の新設、合併、分離、消滅等により届け出された世帯又は職権で住民票を作成した世帯及び住民票を消除した世帯数

4. 報告の方法及び提出期限

市町村長は、秋田県調査統計課が送信した電子ファイルを使用して、別紙様式「秋田県年齢別人口流動調査報告書」（以下「報告書」という。）を調査月ごとに毎月作成し、当該調査月の翌月15日（15日が土曜、日曜または祝日にあたる場合はその前日）までに郵送及び電子メールで知事に提出するものとする。

5. 書類の保存

保存期間はいずれも2年とする。

6. 結果の公表

県は、この要綱に基づいて提出された報告書を審査集計し、その結果を人口及び世帯の推計については毎月、年齢別については年1回公表するものとする。

附 則

1. 施行期日

この要綱に基づく年齢別人口流動調査については、昭和56年5月1日から施行する。

ただし、初年度に限り、昭和55年10月1日（10月分）から昭和56年4月30日（4月分）までを調査するものとする。

2. 「秋田県人口移動報告要綱」（昭和46年10月1日）は廃止する。

附 則

この要綱は、平成23年11月1日から施行する。

附 則

この要綱は、平成24年7月9日から施行する。

秋田県年齢別人口流動調査 報告書

平成 年 月分

市町村名： _____ コード

| |
|--|
| |
|--|

1. 転入者

(1) 県内転入者 内訳

| 従前の住所地 | | 男 | | | 女 | | |
|--------|---------|----|------|---|----|------|---|
| コード | 市町村名 | 転入 | 職権記載 | 計 | 転入 | 職権記載 | 計 |
| 201 | 秋田市 | | | | | | |
| 202 | 能代市 | | | | | | |
| 203 | 横手市 | | | | | | |
| 204 | 大館市 | | | | | | |
| 206 | 男鹿市 | | | | | | |
| 207 | 湯沢市 | | | | | | |
| 209 | 鹿角市 | | | | | | |
| 210 | 由利本荘市 | | | | | | |
| 211 | 潟上市 | | | | | | |
| 212 | 大仙市 | | | | | | |
| 213 | 北秋田市 | | | | | | |
| 214 | にかほ市 | | | | | | |
| 215 | 仙北市 | | | | | | |
| 303 | 小坂町 | | | | | | |
| 327 | 上小阿仁村 | | | | | | |
| 346 | 藤里町 | | | | | | |
| 348 | 三種町 | | | | | | |
| 349 | 八峰町 | | | | | | |
| 361 | 五城目町 | | | | | | |
| 363 | 八郎潟町 | | | | | | |
| 366 | 井川町 | | | | | | |
| 368 | 大潟村 | | | | | | |
| 434 | 美郷町 | | | | | | |
| 463 | 羽後町 | | | | | | |
| 464 | 東成瀬村 | | | | | | |
| 990 | 県内 計 | | | | | | |
| 991 | 従前の住所なし | | | | | | |
| 合 計 | | | | | | | |

2. 転出者

(1) 県内転出者

| | 男 | 女 | 計 |
|------|---|---|---|
| 県内転出 | | | |
| 職権削除 | | | |
| 合 計 | | | |

(2) 県外転出者

| | 男 | 女 | 計 |
|-------|---|---|---|
| 県外転出 | | | |
| 職権削除 | | | |
| 不詳(※) | | | |
| 合 計 | | | |

※転出先不詳者の人数を記載すること。

3. 出生・死亡

| | 男 | 女 | 計 |
|-----|---|---|---|
| 出生 | | | |
| 死亡 | | | |
| 増 減 | | | |

4. 世帯の移動

| 「転入」による移動世帯数 | | | | 自市町村内の 新設・ 分離等 | 増加 世帯 合計 |
|--------------|----|------|----|----------------------|----------------|
| 県内転入 | | 県外転入 | | | |
| 転入 | 職権 | 転入 | 職権 | | |
| 県内 計 | | 県外 計 | | | |
| 「転出」による移動世帯数 | | | | 自市町村内の 合併・ 消滅等 | 減少 世帯 合計 |
| 県内転出 | | 県外転出 | | | |
| 転出 | 職権 | 転出 | 職権 | | |
| 県内 計 | | 県外 計 | | | |
| 世帯の増減数 | | | | | |

(2) 県外転入者

| | 男 | | | 女 | | |
|---------|----|------|---|----|------|---|
| | 転入 | 職権記載 | 計 | 転入 | 職権記載 | 計 |
| 県外転入者 | | | | | | |
| 従前の住所なし | | | | | | |
| 合 計 | | | | | | |

【報告者 所属 職・氏名】

所 属： _____

職・氏名： _____

上記のとおり報告いたします。

平成 年 月 日

秋田県知事

様

市町村長名

印

秋田県年齢別人口流動調査 各歳別毎月調査表

平成 年 月分

市町村名： コード

| 転入 | | | | | | 転出 | | | | | | 死亡者数 | | | | | | 差引増減 (出生数を含む) | | | | | | | | |
|----------|---|------|----------|---|------|----------|---|------|----------|---|------|-------|---|------|-------|---|------|------------------|---|------|----|---|---|----|---|---|
| 県内 | | | 県外 | | | 県内 | | | 県外 | | | 死亡者数 | | | 差引増減 | | | 差引増減 | | | | | | | | |
| 年齢 | 男 | 女 | 年齢 | 男 | 女 | 年齢 | 男 | 女 | 年齢 | 男 | 女 | 年齢 | 男 | 女 | 年齢 | 男 | 女 | 年齢 | 男 | 女 | 年齢 | 男 | 女 | 年齢 | 男 | 女 |
| 0 | | 51 | 0 | | 51 | 0 | | 51 | 0 | | 51 | 0 | | 51 | 0 | | 51 | 0 | | 51 | | | | | | |
| 1 | | 52 | 1 | | 52 | 1 | | 52 | 1 | | 52 | 1 | | 52 | 1 | | 52 | 1 | | 52 | | | | | | |
| 2 | | 53 | 2 | | 53 | 2 | | 53 | 2 | | 53 | 2 | | 53 | 2 | | 53 | 2 | | 53 | | | | | | |
| 3 | | 54 | 3 | | 54 | 3 | | 54 | 3 | | 54 | 3 | | 54 | 3 | | 54 | 3 | | 54 | | | | | | |
| 4 | | 55 | 4 | | 55 | 4 | | 55 | 4 | | 55 | 4 | | 55 | 4 | | 55 | 4 | | 55 | | | | | | |
| 5 | | 56 | 5 | | 56 | 5 | | 56 | 5 | | 56 | 5 | | 56 | 5 | | 56 | 5 | | 56 | | | | | | |
| 6 | | 57 | 6 | | 57 | 6 | | 57 | 6 | | 57 | 6 | | 57 | 6 | | 57 | 6 | | 57 | | | | | | |
| 7 | | 58 | 7 | | 58 | 7 | | 58 | 7 | | 58 | 7 | | 58 | 7 | | 58 | 7 | | 58 | | | | | | |
| 8 | | 59 | 8 | | 59 | 8 | | 59 | 8 | | 59 | 8 | | 59 | 8 | | 59 | 8 | | 59 | | | | | | |
| 9 | | 60 | 9 | | 60 | 9 | | 60 | 9 | | 60 | 9 | | 60 | 9 | | 60 | 9 | | 60 | | | | | | |
| 10 | | 61 | 10 | | 61 | 10 | | 61 | 10 | | 61 | 10 | | 61 | 10 | | 61 | 10 | | 61 | | | | | | |
| 11 | | 62 | 11 | | 62 | 11 | | 62 | 11 | | 62 | 11 | | 62 | 11 | | 62 | 11 | | 62 | | | | | | |
| 12 | | 63 | 12 | | 63 | 12 | | 63 | 12 | | 63 | 12 | | 63 | 12 | | 63 | 12 | | 63 | | | | | | |
| 13 | | 64 | 13 | | 64 | 13 | | 64 | 13 | | 64 | 13 | | 64 | 13 | | 64 | 13 | | 64 | | | | | | |
| 14 | | 65 | 14 | | 65 | 14 | | 65 | 14 | | 65 | 14 | | 65 | 14 | | 65 | 14 | | 65 | | | | | | |
| 15 | | 66 | 15 | | 66 | 15 | | 66 | 15 | | 66 | 15 | | 66 | 15 | | 66 | 15 | | 66 | | | | | | |
| 16 | | 67 | 16 | | 67 | 16 | | 67 | 16 | | 67 | 16 | | 67 | 16 | | 67 | 16 | | 67 | | | | | | |
| 17 | | 68 | 17 | | 68 | 17 | | 68 | 17 | | 68 | 17 | | 68 | 17 | | 68 | 17 | | 68 | | | | | | |
| 18 | | 69 | 18 | | 69 | 18 | | 69 | 18 | | 69 | 18 | | 69 | 18 | | 69 | 18 | | 69 | | | | | | |
| 19 | | 70 | 19 | | 70 | 19 | | 70 | 19 | | 70 | 19 | | 70 | 19 | | 70 | 19 | | 70 | | | | | | |
| 20 | | 71 | 20 | | 71 | 20 | | 71 | 20 | | 71 | 20 | | 71 | 20 | | 71 | 20 | | 71 | | | | | | |
| 21 | | 72 | 21 | | 72 | 21 | | 72 | 21 | | 72 | 21 | | 72 | 21 | | 72 | 21 | | 72 | | | | | | |
| 22 | | 73 | 22 | | 73 | 22 | | 73 | 22 | | 73 | 22 | | 73 | 22 | | 73 | 22 | | 73 | | | | | | |
| 23 | | 74 | 23 | | 74 | 23 | | 74 | 23 | | 74 | 23 | | 74 | 23 | | 74 | 23 | | 74 | | | | | | |
| 24 | | 75 | 24 | | 75 | 24 | | 75 | 24 | | 75 | 24 | | 75 | 24 | | 75 | 24 | | 75 | | | | | | |
| 25 | | 76 | 25 | | 76 | 25 | | 76 | 25 | | 76 | 25 | | 76 | 25 | | 76 | 25 | | 76 | | | | | | |
| 26 | | 77 | 26 | | 77 | 26 | | 77 | 26 | | 77 | 26 | | 77 | 26 | | 77 | 26 | | 77 | | | | | | |
| 27 | | 78 | 27 | | 78 | 27 | | 78 | 27 | | 78 | 27 | | 78 | 27 | | 78 | 27 | | 78 | | | | | | |
| 28 | | 79 | 28 | | 79 | 28 | | 79 | 28 | | 79 | 28 | | 79 | 28 | | 79 | 28 | | 79 | | | | | | |
| 29 | | 80 | 29 | | 80 | 29 | | 80 | 29 | | 80 | 29 | | 80 | 29 | | 80 | 29 | | 80 | | | | | | |
| 30 | | 81 | 30 | | 81 | 30 | | 81 | 30 | | 81 | 30 | | 81 | 30 | | 81 | 30 | | 81 | | | | | | |
| 31 | | 82 | 31 | | 82 | 31 | | 82 | 31 | | 82 | 31 | | 82 | 31 | | 82 | 31 | | 82 | | | | | | |
| 32 | | 83 | 32 | | 83 | 32 | | 83 | 32 | | 83 | 32 | | 83 | 32 | | 83 | 32 | | 83 | | | | | | |
| 33 | | 84 | 33 | | 84 | 33 | | 84 | 33 | | 84 | 33 | | 84 | 33 | | 84 | 33 | | 84 | | | | | | |
| 34 | | 85 | 34 | | 85 | 34 | | 85 | 34 | | 85 | 34 | | 85 | 34 | | 85 | 34 | | 85 | | | | | | |
| 35 | | 86 | 35 | | 86 | 35 | | 86 | 35 | | 86 | 35 | | 86 | 35 | | 86 | 35 | | 86 | | | | | | |
| 36 | | 87 | 36 | | 87 | 36 | | 87 | 36 | | 87 | 36 | | 87 | 36 | | 87 | 36 | | 87 | | | | | | |
| 37 | | 88 | 37 | | 88 | 37 | | 88 | 37 | | 88 | 37 | | 88 | 37 | | 88 | 37 | | 88 | | | | | | |
| 38 | | 89 | 38 | | 89 | 38 | | 89 | 38 | | 89 | 38 | | 89 | 38 | | 89 | 38 | | 89 | | | | | | |
| 39 | | 90 | 39 | | 90 | 39 | | 90 | 39 | | 90 | 39 | | 90 | 39 | | 90 | 39 | | 90 | | | | | | |
| 40 | | 91 | 40 | | 91 | 40 | | 91 | 40 | | 91 | 40 | | 91 | 40 | | 91 | 40 | | 91 | | | | | | |
| 41 | | 92 | 41 | | 92 | 41 | | 92 | 41 | | 92 | 41 | | 92 | 41 | | 92 | 41 | | 92 | | | | | | |
| 42 | | 93 | 42 | | 93 | 42 | | 93 | 42 | | 93 | 42 | | 93 | 42 | | 93 | 42 | | 93 | | | | | | |
| 43 | | 94 | 43 | | 94 | 43 | | 94 | 43 | | 94 | 43 | | 94 | 43 | | 94 | 43 | | 94 | | | | | | |
| 44 | | 95 | 44 | | 95 | 44 | | 95 | 44 | | 95 | 44 | | 95 | 44 | | 95 | 44 | | 95 | | | | | | |
| 45 | | 96 | 45 | | 96 | 45 | | 96 | 45 | | 96 | 45 | | 96 | 45 | | 96 | 45 | | 96 | | | | | | |
| 46 | | 97 | 46 | | 97 | 46 | | 97 | 46 | | 97 | 46 | | 97 | 46 | | 97 | 46 | | 97 | | | | | | |
| 47 | | 98 | 47 | | 98 | 47 | | 98 | 47 | | 98 | 47 | | 98 | 47 | | 98 | 47 | | 98 | | | | | | |
| 48 | | 99 | 48 | | 99 | 48 | | 99 | 48 | | 99 | 48 | | 99 | 48 | | 99 | 48 | | 99 | | | | | | |
| 49 | | 100~ | 49 | | 100~ | 49 | | 100~ | 49 | | 100~ | 49 | | 100~ | 49 | | 100~ | 49 | | 100~ | | | | | | |
| 50 | | 計 | 50 | | 計 | 50 | | 計 | 50 | | 計 | 50 | | 計 | 50 | | 計 | 50 | | 計 | | | | | | |
| 転入県内 男女計 | | | 転入県外 男女計 | | | 転出県内 男女計 | | | 転出県外 男女計 | | | 死亡者 計 | | | 差引増減計 | | | 差引増減計 | | | | | | | | |
| 転入者 計 | | | | | | 転出者 計 | | | | | | | | | | | | | | | | | | | | |

| | | | |
|-----|---|---|---|
| 出生数 | 男 | 女 | 計 |
| | | | |

【報告者】 職・氏名： _____

平成 29 年 秋 田 県 の 人 口
(平成 29 年秋田県年齢別人口流動調査報告書)

平 成 30 年 8 月 発 行

編集
発行

秋田県企画振興部調査統計課

TEL 018 (860) 1258

この印刷物は 350 部作成し、印刷経費は 1 部あたり 368 円です。